



Brahmaputra Infrastructure Ltd.

Registered Office: Brahmaputra House, A-7, Mahipalpur (NH 8-Mahipalpur Crossing), New Delhi-110037
Phones: 91-11-42290200 (50 Lines) Fax: 91-11-41687880, 26787068
E-mail: delhi@brahmaputragroup.com web: www.brahmaputragroup.com
CIN: L55204DL1998PLC095933

Ref: Company Scrip Code: 535693

To,

The Bombay Stock Exchange Limited
Phiroze Jeejeebhoy Tower,
1st Floor Dalal Street,
Mumbai - 400001

Dear Sir,

Sub: Annual Report of the Company for the financial year ended on March 31, 2022 along with the Notice of 24th Annual General Meeting to be held on September 30, 2022

Pursuant to Regulation 34(1) of the SEBI (Listing Obligations and Disclosure Requirements) Regulations, 2015, please find enclose herewith the soft copy of the Annual Report for the financial year ended on March 31, 2022 along with the Notice of 24th Annual General Meeting to be held on September 30, 2022.

The Annual Report and the Notice of AGM is also available on the website of the Company at www.brahmaputragroup.com

Please acknowledge the receipt.

For Brahmaputra Infrastructure Limited

VIVEK
MALHOTRA
RA

Digitally signed
by VIVEK
MALHOTRA
Date: 2022.09.16
12:47:51 +05'30'

Vivek Malhotra
GM Finance & Company Secretary

24th ANNUAL REPORT
2021-22



Brahmaputra Infrastructure Limited

Contributing towards Nation Building

Contents

Notice	1-16
Directors' Report	17-43
Secretarial Audit Report	44-47
Nomination And Remuneration Policy.....	48-51
Vigil Mechanism / Whistle Blower Policy.....	52-55
Performance Evaluation Of Independent Directors.....	56
Particulars Of Employee	57
Management Discussion And Analysis.....	58-74
Dividend Distribution Policy.....	75-77
Corporate Governance Report	78-109
Auditors' Report.....	110-121
Balance Sheet.....	122-123
Statement Of Profit & Loss.....	124-125
Cash Flow Statement.....	126-127
Note Forming Part Of The Accounts.....	128-194
Auditors' Report On Consolidated Financial Statements.....	195-203
Consolidated Balance Sheet.....	204-205
Consolidated Statement Of Profit & Loss.....	206-207
Consolidated Cash Flow Statement.....	208-209
Notes To The Consolidated Financial Statements.....	210-279

CORPORATE INFORMATION

BOARD OF DIRECTORS

Sanjeev Kumar Prithani - Joint Managing Director
Sanjay Kumar Mozika - Joint Managing Director
Raktim Acharjee - Whole Time Director
Lalit Kumar - Independent Director
N. N. Batabyal - Independent Director
Anju Kumari - Independent Director

KEY MANAGEMENT PERSONNEL

Manoj Kumar Prithani - Chief Executive Officer
Raktim Acharjee - Chief Financial Officer
Vivek Malhotra - GM (Finance) & Company Secretary

REGISTRAR AND SHARE TRANSFER AGENT

Link Intime India Private Limited

Noble Heights, 1st Floor, Plot No NH-2, C-1 Block, LSC,
Near Savitri Market, Janakpuri, New Delhi - 110058
Phone : 011 41410532 / 93 / 94
Fax No. : 011 41410591
E-mail : delhi@linkintime.co.in

REGISTERED OFFICE

BRAHMAPUTRA HOUSE
A-7, Mahipalpur (NH 8 Mahipalpur Crossing),
New Delhi 110 037
Phone: +91-11-4229 0200 (50 Lines)
Fax: +91-11-4168 7880
Email: cs@brahmaputragroup.com
Website: www.brahmaputragroup.com

CORPORATE OFFICE

Royal Plaza, 4th Floor,
Opp. International Hospital,
Christian Basti, G. S. Road,
Guwahati - 781005

CONSORTIUM OF BANKERS

Indian Overseas Bank, Leader
Union Bank of India, Member
Indian Bank, Member
Axis Bank Limited, Member
Punjab National Bank, Member

STATUTORY AUDITORS

Goyal Nagpal & Company
Chartered Accountant
20-A, Street No. 06, Dheeraj Vihar,
Karala, New Delhi-110081
E-mail: goyalnagpal01@gmail.com

COST AUDITORS

Gurvinder Chopra & Co.
Cost Accountant
C-187 A, Hari Nagar, Clock Tower,
New Delhi - 110064
E-mail : info@gcaindia.in

INTERNAL AUDITORS

Pankaj Chauhan & Associates
Chartered Accountant
C7-2007, Floor No.-19, Prateek
Grand City Walk, Sidhharth Vihar,
Ghaziabad-201009

SECRETARIAL AUDITORS

Sachin Kumar Shrivastava
Company Secretary
8A, UG, CS, Ansal Plaza, Corporate
Suites, Vaishali-201010

CONCURRENT AUDITORS

Gupta Sandeep & Associates
Chartered Accountant
368/GH-1, Paschim Vihar, New Delhi

24th ANNUAL GENERAL MEETING

Day : Friday

Date : 30th September, 2022

Time: 02.00 P.M.

Venue :

A-7, Mahipalpur, Brahmaputra House,
New Delhi, 110037



BRAHMAPUTRA INFRASTRUCTURE LIMITED

CIN: L55204DL1998PLC095933

Regd. Office: Brahmaputra House, A - 7, Mahipalpur, New Delhi - 110037
Website: www.brahmaputragroup.com, Email: cs@brahmaputragroup.com
Tel. No.: +91 11 42290200; Fax No.: +91 11 41687880

NOTICE

Notice is hereby given that the **24th Annual General Meeting (AGM)** of the Members of Brahmaputra Infrastructure Limited will be held on **Friday, September 30, 2022 at 02:00 PM (IST)** through Video Conferencing ("VC")/ Other Audio- Visual Means ("OAVM") ("hereinafter referred to as "electronic mode") to transact the following business:

Ordinary Business :

1. To receive, consider and adopt:

- a) **The Audited Standalone Financial Statements** of the Company for the financial year ended **March 31, 2022**, along with the report of the Board of Directors and Auditors thereon;
- b) **The Audited Consolidated Financial Statements of the Company** for the financial year ended **March 31, 2022**, along with the report of the Auditors thereon.

2. To appoint a Director in place of Mr. Raktim Acharjee, Whole Time Director, (DIN: 06722166), who retires by rotation and being eligible, offers himself for re-appointment.

Special Business :

3. To consider and, if thought fit, to pass as an ORDINARY RESOLUTION the following:

"RESOLVED THAT pursuant to the provisions of Regulation 23(4) of the SEBI (Listing Obligations and Disclosure Requirements) Regulations, 2015 ("Listing Regulations"), the applicable provisions of the Companies Act, 2013 along with the Rules made thereunder and other applicable laws including any amendments, modifications, variations or re-enactments thereof, the Company's Policy on Related Party Transactions and as per the recommendation/approval of the Audit Committee and the Board of Directors of the Company, approval of the Members of the Company be and is hereby accorded for entering into and/or continuing to enter into contract(s)/transaction(s) with Unity- Brahmaputra Infrastructure Limited , Joint Venture of the Company and a Related Party within the meaning of Section 2(76) of the Companies Act, 2013 and Regulation 2(1)(zb) of the Listing Regulations in the nature of a) sale, purchase, lease or supply of goods or business assets or equipment; b) availing or rendering of services; c) transfer of any resources, services or obligations to meet its business objectives/ requirements ("Related Party Transactions") from this Meeting till the next Annual General Meeting of the Company or for a period of fifteen months, whichever is earlier, upto an amount not exceeding Rs. 50.00 crore on such terms and conditions as may be decided by the Board of Directors/Audit Committee of the Company as they may deem fit.

RESOLVED FURTHER THAT the Board of Directors of the Company be and is hereby authorized to delegate all or any of the powers conferred on it to any Committee of Directors and/or Managing/Whole-time Director(s) of the Company and to do all such acts and take all such steps as may be considered necessary or expedient to give effect to the aforesaid resolution.

RESOLVED FURTHER THAT all actions taken by the Board of Directors/Audit Committee in connection with any matter referred to or contemplated in this resolution, be and are hereby approved and confirmed in all respects."

4. Ratification of Remuneration Payable to M/s Gurvinder Chopra & Co, Cost Auditors of the Company.

To consider and if thought fit, to pass with or without modification(s) the following resolution as ORDINARY RESOLUTION:

“RESOLVED THAT pursuant to provisions of Section 148 and other applicable provisions, if any, of the Companies Act, 2013 read with Companies (Audit and Auditors) Rules, 2014 (including any statutory modification(s) or re-enactment thereof for the time being in force) (“the Act”), remuneration of Rs. 60,000/- Per Annum (Rupees Sixty Thousand only) plus applicable taxes thereon and reimbursement of out-of-pocket expenses on actual basis, to M/s. Gurvinder Chopra & Co, Cost Accountants (Firm Registration Number 100260) who have been appointed by the Board as Cost Auditors of the Company to conduct the audit of cost records of the Company for the financial year 2022-23 and is hereby confirmed, ratified and approved.

RESOLVED FURTHER THAT the Board of Directors of the Company be and is hereby authorized to take all such steps and to do all such acts, deeds and things as may be necessary, proper and expedient to give effect the above resolution.”

Place : New Delhi
Date : 02.09.2022

By order of the Board of Directors
For **Brahmaputra Infrastructure Limited**

Vivek Malhotra
GM (Finance), Company Secretary & Compliance Officer
FCS - 11723

Notes :

1. AGM THROUGH VC or OAVM:

In view of the COVID-19 pandemic and the need for ensuring social distancing, the Government of India, Ministry of Corporate Affairs (“MCA”) allowed conducting Annual General Meeting through video conferencing (VC) or other audio-visual means (OAVM) without the physical presence of Members at a common venue. Accordingly, MCA issued Circular No. 14/2020 dated April 08, 2020, Circular No. 17/2020 dated April 13, 2020, Circular No. 20/2020 dated May 05, 2020, Circular No. 02/2021 dated January 13, 2021, Circular No. 20/2021 dated December 8, 2021 and Circular No. 2/2022 dated May 5, 2022 (“MCA Circulars”), prescribing the procedures and manner of conducting the Annual General Meeting through VC/OAVM. MCA Circular No. 2/2022 dated May 5, 2022 extended the time line for holding of Annual General Meetings through **VC/OAVM till December 31, 2022**. In compliance with the applicable provisions of the Companies Act, 2013 and MCA Circulars, the **24th Annual General Meeting (AGM)** of the Members will be held through VC/OAVM. Hence, Members can attend and participate in the AGM through VC/OAVM only.

Since this General Meeting is held through VC/OAVM the physical attendance of members is dispensed with and no proxies would be accepted by the Company pursuant to the relevant MCA Circulars and SEBI Circular dated May 13, 2022. Hence, no proxy form has been sent along with this Notice.

In compliance with the provisions of the Companies Act, 2013 (“the Act”), SEBI (Listing Obligations and Disclosure Requirements) Regulations, 2015 (“Listing Regulations”) and MCA Circulars and SEBI Circulars, the 24th Annual General Meeting (“Meeting” or “AGM”) of the Company is being held through VC / OAVM on **Friday, September 30, 2022 at 02:00 P.M. (IST)**. The proceedings of AGM deemed to be conducted at the Registered Office of the Company situated at A-7, Mahipalpur, Brahmaputra House, New Delhi- 110037.

The detailed procedure for participation in the meeting through VC/OAVM is **as per note no.14** and available at the Company’s website www.Brahmaputragroup.com.

2. Explanatory Statement:

The Explanatory Statement pursuant to Section 102 of the Companies Act, 2013, setting out the material facts concerning each item of special business to be transacted at the Meeting is annexed hereto and forms part of the Notice.

3. Instruction for Members regarding Proxy(s):

Pursuant to the provisions of the Companies Act, 2013, a Member entitled to attend and vote at the Annual General Meeting is entitled to appoint a proxy to attend and vote on his/ her behalf and the proxy need not be a Member of the Company. Since this AGM is being held pursuant to the MCA Circulars through VC/OAVM, physical attendance of Members has been dispensed with. Accordingly, the facility for appointment of proxies by the Members will not be available for the Annual General Meeting and hence the Proxy Form, Attendance Slip and Route Map are not annexed to the Notice.

4. Dispatch of Annual Report through Electronic Mode & Participation in AGM:

In compliance with aforesaid MCA Circulars and SEBI circular, Notice of the Annual General Meeting along with the **Annual Report for the financial year 2021-22** is being sent only by electronic mode to those Members whose email addresses are registered with the Company / Depositories in accordance with the aforesaid MCA Circulars and circular issued by SEBI dated May 13, 2022. Members may note that the Notice of Annual General Meeting and **Annual Report for the financial year 2021-22** will also be available on the Company’s website www.brahmaputragroup.com; website of the Stock Exchange i.e. **BSE Limited at www.bseindia.com** respectively. Members can attend and participate in the Annual General Meeting through VC/OAVM facility only.

5. Instruction for Authorized Representative:

Institutional/ Corporate Shareholders (i.e. other than individuals/HUF, NRI, etc) are required to send a scanned copy (PDF/ JPEG Format) of its Board Resolution or governing body Resolution/Authorisation etc., authorising its representative to attend the Annual General Meeting through VC/OAVM on its behalf and to **vote through remote e-voting**. The said Resolution/Authorization shall be sent to the Scrutinizer by email through their registered email address to cs@brahmaputragroup.com with copies marked to its RTA at enotices@linkintime.co.in

6. Quorum:

Members attending the meeting through **VC/ OAVM** shall be counted for the purposes of reckoning the quorum under Section 103 of the Companies Act, 2013.

7. Registrar & Share Transfer Agents and Depository Participant:

Members holding Shares in physical mode are requested to intimate changes in their address, bank details, ECS mandate, nomination, power of attorney, change in name/ address etc. to M/s. Link Intime India Private Limited, Registrar and Share Transfer Agents (RTA) of the Company located at Noble Heights, 1st Floor, Plot NH2, C-1 Block LSC, Near Savitri Market, Janakpuri, New Delhi 110058. Members holding Shares in electronic mode are requested to send the intimation for change of address, bank details, ECS mandate, nomination, power of attorney, change in name/ address etc. to their respective Depository Participants, any such changes effected by the Depository Participants will automatically reflect in the Company's subsequent records.

8. Nomination Facility:

Members holding shares in the physical form and desirous of making / changing nomination in respect of their shareholdings in the Company, as permitted under Section 72 of the Companies Act, 2013 and Rules made thereunder, are requested to submit the prescribed Form No. SH-13, as applicable for this purpose to the Company's Registrar and Share Transfer Agents (RTA), Link Intime India Private Limited, who will provide the form on request. In respect of shares held in electronic / demat form, the Members may please contact their respective depository participant.

9. Book Closure:

Pursuant to the provisions of Section 91 of the Companies Act, 2013, the Register of Members and Share Transfer Books of the Company will remain closed from **Saturday, September 24, 2022 to Friday, September 30, 2022** (both days inclusive) for the purpose of AGM.

Go Green Initiative: Members holding shares in physical mode are requested to take the benefits of dematerialization of their shares by approaching to any of the Depository Participants. Members may please also note that pursuant to SEBI (Listing Obligations and Disclosure Requirements) (Fourth Amendment) Regulations, 2018 and SEBI Circular dated 3 December 2018 w.e.f. 1 April 2019, except in case of transmission or transposition of securities, all requests for effecting transfer of securities shall not be processed unless the securities are held in the dematerialized form with any of the Depository.

10. Consolidation of Multiple Folios:

Members who hold Shares in physical form in multiple folios in identical names or joint holding in the same order of names are requested to write to the Company's Registrar and Share Transfer Agents, Link Intime India Private Limited, enclosing their Share Certificates to enable the Company to consolidate their holdings into a single folio.

11. Mandatory PAN Submission:

The Securities and Exchange Board of India (SEBI) has mandated the submission of Permanent Account Number (PAN) by every participant in securities market. Members holding Shares in electronic form are, therefore, requested to submit the PAN details to their Depository Participants with whom they are maintaining their demat accounts. Members holding Shares in physical form can submit their PAN details to the Company's Registrar and Share Transfer Agents, Link Intime India Private Limited.

12. Inspection by Members:

The Register of Directors and Key Managerial Personnel (KMPs) and their shareholding maintained under Section 170 of Companies Act, 2013 and the Register of Contracts or Arrangements in which Directors are interested maintained under Section 189 of the Companies Act, 2013 and all other documents referred in the Notice will be available for inspection in electronic mode. Members desirous of obtaining any relevant information with regard to the accounts of the Company at the Meeting are requested to send their requests to the **Company at least 10 (ten days) days before the date of the Meeting**, so as to enable the Company to keep the information ready.

13. Subsidiary Accounts:

In accordance with the provisions of Section 136 of the Companies Act, 2013, the Company will provide a copy of separate audited financial statements in respect of each of its subsidiary, to any shareholder of the Company on making requisition to the Company Secretary or email at cs@brahmaputragroup.com.

A Statement containing the salient features of the financial statement of subsidiaries forms part of the Annual Report of the Company. The audited financial statements will be available for inspection on the website of the Company www.brahmaputragroup.com.

14. Voting through electronic means (Remote E-Voting or E-Voting):

- i) In compliance with Section 108 of the Companies Act, 2013, Rule 20 of the Companies (Management and Administration) Amendment Rules, 2015, Secretarial Standard-2 on General Meeting and Regulation 44 of the SEBI (Listing Obligations and Disclosure Requirements) Regulations, 2015, and the circulars issued by the Ministry of Corporate Affairs dated April 08, 2020, April 13, 2020 and May 05, 2020 the Company is providing the facility of “remote e-voting” and “e-voting” to its Members in respect of the business to be transacted at the AGM. For this purpose, the Company has engaged services of Link Intime India Private Limited, Registrar and Transfer Agent.
- ii) The members who have not cast their vote on resolutions through remote e-voting would be given a facility to cast their vote through e-voting during the AGM by clicking the link, <https://instameet.linkintime.co.in>.
- iii) Registration of Email ID and Bank Account details for E- Voting/Remote E Voting:
 - a) **If E-mail Id is registered:-** In case the shareholder’s email ID is already registered with the Company/its Registrar & Share Transfer Agent “RTA”/Depositories, log in details for e-voting are being sent on the registered email address.
 - b) **IF E-mail id is not registered:-** In case the shareholder has not registered his/ her/their email address with the Company/its RTA/Depositories the following instructions to be followed:
Kindly log in to the website of our RTA, Link Intime India Private Ltd., www.linkintime.co.in under Investor Services > Email/Bank detail Registration- fill in the details and upload the required documents and submit. OR In the case of Shares held in Demat mode: The shareholder may please contact the Depository Participant (“DP”) and register the email address and bank account details in the demat account as per the process followed and advised by the DP
- iv) Any person who has acquired the shares and has become a member of the Company after the dispatch of the Notice of the AGM and prior to the **Cut-off date i.e. September 23, 2022** shall be entitled to exercise their voting rights electronically i.e. “remote e- voting” as well as “e- voting” by following the procedure mentioned in this part and may obtain the login ID and password by sending request at e-voting@linkintime.co.in.
- v) The “remote e-voting” will commence on **Tuesday September 27, 2022 at 9:00 A.M. and ends on Thursday September 29, 2022 at 5:00 P.M.** During this period, the members of the company holding shares either in physical form or in demat form as on Cut-off date i.e September 23, 2022 may cast their vote electronically.
- vi) The Members who have casted their vote by “remote e-voting” prior to the AGM may attend the AGM but shall not be entitled to cast their vote again by e-voting in the AGM.

The instructions for shareholders for remote e-voting are as follows:

The Members can join the AGM through VC/OAVM mode 15 minutes before and after the schedule time of the commencement of the Meeting. The Facility of participation at the AGM through VC/OAVM will be made available for 1000 members on first come first served basis. This does not include large Shareholders (Shareholders holding 2% or more Shareholding), promoters, Institutional Investors, Directors, Key Managerial Personnel, the Chairpersons of Audit Committee, Nomination and Remuneration Committee and Stakeholders Relationship Committee, Auditors etc. who are allowed to attend the AGM without restriction on account of first come first served basis.

Remote e-Voting Instructions for shareholders post change in the Login mechanism for Individual shareholders holding securities in demat mode, pursuant to SEBI circular dated December 9, 2020:

Pursuant to SEBI circular dated December 9, 2020 on e-Voting facility provided by Listed Companies, Individual shareholders holding securities in demat mode can vote through their demat account maintained with Depositories and Depository Participants.

Shareholders are advised to update their mobile number and email Id in their demat accounts to access e-Voting facility.

Remote e-Voting Instructions for shareholders:

As per the SEBI circular dated December 9, 2020, individual shareholders holding securities in demat mode can register directly with the depository or will have the option of accessing various ESP portals directly from their demat accounts.

Login method for Individual shareholders holding securities in demat mode is given below:

Type of shareholders	Login Method
<p>1. Individual Shareholders holding securities in demat mode with NSDL</p>	<ol style="list-style-type: none"> Existing IDeAS user can visit the e-Services website of NSDL viz... https://eservices.nsd.com either on a personal computer or on a mobile. On the e-Services home page click on the "Beneficial Owner" icon under "Login" which is available under 'IDeAS' section, this will prompt you to enter your existing User ID and Password. After successful authentication, you will be able to see e-Voting services under Value added services. Click on "Access to e-Voting" under e-Voting services and you will be able to see e-Voting page. Click on company name or e-Voting service provider name i.e. LINKINTIME and you will be re-directed to "InstaVote" website for casting your vote during the remote e-Voting period. If you are not registered for IDeAS e-Services, option to register is available at https://eservices.nsd.com Select "Register Online for IDeAS Portal" or click at https://eservices.nsd.com/SecureWeb/IdeasDirectReg.jsp Visit the e-Voting website of NSDL. Open web browser by typing the following URL: https://eservices.nsd.com either on a personal computer or on a mobile. Once the home page of e-Voting system is launched, click on the icon "Login" which is available under 'Shareholder/Member' section. A new screen will open. You will have to enter your User ID (i.e. your sixteen-digit demat account number hold with NSDL), Password/OTP and a Verification Code as shown on the screen. After successful authentication, you will be redirected to NSDL Depository site wherein you can see e-Voting page. Click on company name or e-Voting service provider name i.e. LINKINTIME and you will be redirected to "InstaVote" website for casting your vote during the remote e-Voting period.
<p>2. Individual Shareholders holding securities in demat mode with CDSL</p>	<ol style="list-style-type: none"> Existing users who have opted for Easi / Easiest, can login through their user id and password. Option will be made available to reach e-Voting page without any further authentication. The URL for users to login to Easi / Easiest are https://web.cdslindia.com/myeasi/home/login or www.cdslindia.com and click on New System Myeasi. After successful login of Easi/Easiest the user will be able to see the E Voting Menu. The Menu will have links of e-Voting service provider i.e. LINKINTIME. Click on LINKINTIME and you will be redirected to "InstaVote" website for casting your vote during the remote e-Voting period. If the user is not registered for Easi/Easiest, option to register is available at https://web.cdslindia.com/myeasi/Registration/EasiRegistration. Alternatively, the user can directly access e-Voting page by providing demat account number and PAN No. from a link in www.cdslindia.com home page. The system will authenticate the user by sending OTP on registered Mobile & Email as recorded in the demat Account. After successful authentication, user will be provided links for the respective ESP i.e. LINKINTIME. Click on LINKINTIME and you will be redirected to "InstaVote" website for casting your vote during the remote e-Voting period.
<p>3. Individual Shareholders (holding securities in demat mode) login through their depository participants</p>	<p>You can also login using the login credentials of your demat account through your Depository Participant registered with NSDL/CDSL for e-Voting facility. Upon logging in, you will be able to see e-Voting option. Click on e-Voting option, you will be redirected to NSDL/CDSL Depository site after successful authentication, wherein you can see e-Voting feature. Click on company name or e-Voting service provider name i.e. LINKINTIME and you will be redirected to "InstaVote" website for casting your vote during the remote e-Voting period.</p>

Login method for Individual shareholders holding securities in physical form/ Non-Individual Shareholders holding securities in demat mode is given below:

Type of shareholders	Login Method
<p>Individual Shareholders of the company, holding shares in physical form / Non-Individual Shareholders holding securities in demat mode as on the cut-off date for e-voting may register for e-Voting facility of Link Intime as under:</p>	<ol style="list-style-type: none"> 1. Open the internet browser and launch the URL: https://instavote.linkintime.co.in 2. Click on “Sign Up” under ‘SHARE HOLDER’ tab and register with your following details: - <ol style="list-style-type: none"> A. User ID: Shareholders holding shares in physical form shall provide Event No + Folio Number registered with the Company. Shareholders holding shares in NSDL demat account shall provide 8 Character DP ID followed by 8 Digit Client ID; Shareholders holding shares in CDSL demat account shall provide 16 Digit Beneficiary ID. B. PAN: Enter your 10-digit Permanent Account Number (PAN) (Shareholders who have not updated their PAN with the Depository Participant (DP)/ Company shall use the sequence number provided to you, if applicable. C. DOB/DOI: Enter the Date of Birth (DOB) / Date of Incorporation (DOI) (As recorded with your DP / Company - in DD/MM/YYYY format) D. Bank Account Number: Enter your Bank Account Number (last four digits), as recorded with your DP/Company. <ul style="list-style-type: none"> *Shareholders holding shares in physical form but have not recorded ‘C’ and ‘D’, shall provide their Folio number in ‘D’ above *Shareholders holding shares in NSDL form, shall provide ‘D’ above <ul style="list-style-type: none"> ▶ Set the password of your choice (The password should contain minimum 8 characters, at least one special Character (@!#\$%&*), at least one numeral, at least one alphabet and at least one capital letter). ▶ Click “confirm” (Your password is now generated). 3. Click on ‘Login’ under ‘SHARE HOLDER’ tab. 4. Enter your User ID, Password and Image Verification (CAPTCHA) Code and click on ‘Submit’. <p>Cast your vote electronically:</p> <ol style="list-style-type: none"> 1. After successful login, you will be able to see the notification for e-voting. Select ‘View’ icon. 2. E-voting page will appear. 3. Refer the Resolution description and cast your vote by selecting your desired option ‘Favour / Against’ (If you wish to view the entire Resolution details, click on the ‘View Resolution’ file link). 4. After selecting the desired option i.e. Favour / Against, click on ‘Submit’. A confirmation box will be displayed. If you wish to confirm your vote, click on ‘Yes’, else to change your vote, click on ‘No’ and accordingly modify your vote.

Guidelines for Institutional shareholders:

Institutional shareholders (i.e. other than Individuals, HUF, NRI etc.) and Custodians are required to log on the e-voting system of LIPL at <https://instavote.linkintime.co.in> and register themselves as ‘**Custodian / Mutual Fund / Corporate Body**’. They are also required to upload a scanned certified true copy of the board resolution /authority letter/power of attorney etc. together with attested specimen signature of the duly authorised representative(s) in PDF format in the ‘**Custodian / Mutual Fund / Corporate Body**’ login for the Scrutinizer to verify the same.

Helpdesk for Individual Shareholders holding securities in physical mode/ Institutional shareholders:

Shareholders facing any technical issue in login may contact Link Intime INSTAVOTE helpdesk by sending a request at enotices@linkintime.co.in or contact on: - Tel: 022 – 4918 6000.

Helpdesk for Individual Shareholders holding securities in demat mode:

Individual Shareholders holding securities in demat mode may contact the respective helpdesk for any technical issues related to login through Depository i.e. NSDL and CDSL.

Login type	Helpdesk details
Individual Shareholders holding securities in demat mode with NSDL	Members facing any technical issue in login can contact NSDL helpdesk by sending a request at evoting@nsdl.co.in or call at toll free no.: 1800 1020 990 and 1800 22 44 30
Individual Shareholders holding securities in demat mode with CDSL	Members facing any technical issue in login can contact CDSL helpdesk by sending a request at helpdesk.evoting@cdslindia.com or contact at 022- 23058738 or 22- 23058542-43.

Individual Shareholders holding securities in Physical mode has forgotten the password:

If an Individual Shareholders holding securities in Physical mode has forgotten the USER ID [Login ID] or Password or both then the shareholder can use the “Forgot Password” option available on the e-Voting website of Link Intime: <https://instavote.linkintime.co.in>

- Click on ‘Login’ under ‘SHARE HOLDER’ tab and further Click ‘forgot password?’
- Enter User ID, select Mode and Enter Image Verification code (CAPTCHA). Click on “SUBMIT”.

In case shareholders is having valid email address, Password will be sent to his / her registered e-mail address. Shareholders can set the password of his/her choice by providing the information about the particulars of the Security Question and Answer, PAN, DOB/DOI, Bank Account Number (last four digits) etc. as mentioned above. The password should contain minimum 8 characters, at least one special character (@!#\$%&*), at least one numeral, at least one alphabet and at least one capital letter.

User ID for Shareholders holding shares in Physical Form (i.e. Share Certificate): Your User ID is Event No + Folio Number registered with the Company

Individual Shareholders holding securities in demat mode with NSDL/ CDSL has forgotten the password:

Shareholders who are unable to retrieve User ID/ Password are advised to use Forget User ID and Forget Password option available at abovementioned depository/ depository participants website.

- It is strongly recommended not to share your password with any other person and take utmost care to keep your password confidential.
- For shareholders/ members holding shares in physical form, the details can be used only for voting on the resolutions contained in this Notice.
- During the voting period, shareholders/ members can login any number of time till they have voted on the resolution(s) for a particular “Event”.

Process and manner for attending the Annual General Meeting through InstaMeet:

1. Open the internet browser and launch the URL: <https://instameet.linkintime.co.in>

▶ Select the “Company” and ‘Event Date’ and register with your following details: -

A. Demat Account No. or Folio No: Enter your 16 digit Demat Account No. or Folio No

- Shareholders/ members holding shares in **CDSL demat account shall provide 16 Digit Beneficiary ID**
- Shareholders/ members holding shares in **NSDL demat account shall provide 8 Character DP ID followed by 8 Digit Client ID**
- Shareholders/ members holding shares in **physical form shall provide** Folio Number registered with the Company

B. PAN: Enter your 10-digit Permanent Account Number (PAN) (Members who have not updated their PAN with the Depository Participant (DP)/ Company shall use the sequence number provided to you, if applicable.

- C. Mobile No.:** Enter your mobile number.
D. Email ID: Enter your email id, as recorded with your DP/Company.

▶Click “Go to Meeting” (You are now registered for InstaMeet and your attendance is marked for the meeting).

Please refer the instructions (annexure) for the software requirements and kindly ensure to install the same on the device which would be used to attend the meeting. Please read the instructions carefully and participate in the meeting. You may also call upon the InstaMeet Support Desk for any support on the dedicated number provided to you in the instruction/ InstaMEET website.

Instructions for Shareholders/ Members to Speak during the Annual General Meeting through InstaMeet:

1. Shareholders who would like to speak during the meeting must register their request 3 days in advance with the company on the specific email id created for the general meeting.
2. Shareholders will get confirmation on first cum first basis depending upon the provision made by the client.
3. Shareholders will receive “speaking serial number” once they mark attendance for the meeting.
4. Other shareholder may ask questions to the panellist, via active chat-board during the meeting.
5. Please remember speaking serial number and start your conversation with panellist by switching on video mode and audio of your device.

Shareholders are requested to speak only when moderator of the meeting/ management will announce the name and serial number for speaking.

Instructions for Shareholders/ Members to Vote during the Annual General Meeting through InstaMeet:

Once the electronic voting is activated by the scrutinizer/ moderator during the meeting, shareholders/ members who have not exercised their vote through the remote e-voting can cast the vote as under:

1. On the Shareholders VC page, click on the link for e-Voting “Cast your vote”
2. Enter your 16 digit Demat Account No. / Folio No. and OTP (received on the registered mobile number/ registered email Id) received during registration for InstaMEET and click on 'Submit'.
3. After successful login, you will see “Resolution Description” and against the same the option “Favour/ Against” for voting.
4. Cast your vote by selecting appropriate option i.e. “Favour/Against” as desired. Enter the number of shares (which represents no. of votes) as on the cut-off date under 'Favour/Against'.
5. After selecting the appropriate option i.e. Favour/Against as desired and you have decided to vote, click on “Save”. A confirmation box will be displayed. If you wish to confirm your vote, click on “Confirm”, else to change your vote, click on “Back” and accordingly modify your vote.
6. Once you confirm your vote on the resolution, you will not be allowed to modify or change your vote subsequently.

Note:

Shareholders/ Members, who will be present in the Annual General Meeting through InstaMeet facility and have not casted their vote on the Resolutions through remote e-Voting and are otherwise not barred from doing so, shall be eligible to vote through e-Voting facility during the meeting. Shareholders/ Members who have voted through Remote e-Voting prior to the Annual General Meeting will be eligible to attend/ participate in the Annual General Meeting through InstaMeet. However, they will not be eligible to vote again during the meeting.

Shareholders/ Members are encouraged to join the Meeting through Tablets/ Laptops connected through broadband for better experience.

Shareholders/ Members are required to use Internet with a good speed (preferably 2 MBPS download stream) to avoid any disturbance during the meeting.

Please note that Shareholders/ Members connecting from Mobile Devices or Tablets or through Laptops connecting via Mobile Hotspot may experience Audio/Visual loss due to fluctuation in their network. It is therefore recommended to use stable Wi-Fi or LAN connection to mitigate any kind of aforesaid glitches.

In case shareholders/ members have any queries regarding login/ e-voting, they may send an email to instameet@linkintime.co.in or contact on: - Tel: 022-49186175.

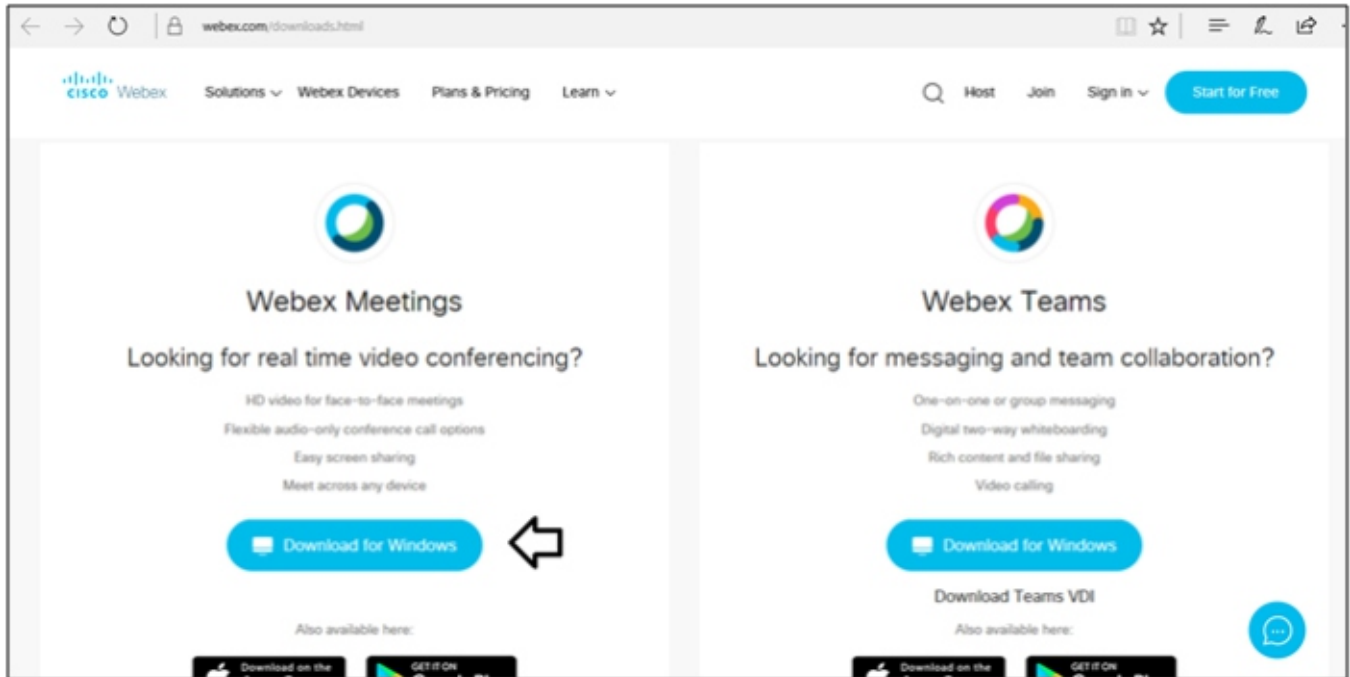
InstaMeet Support Desk
Link Intime India Private Limited

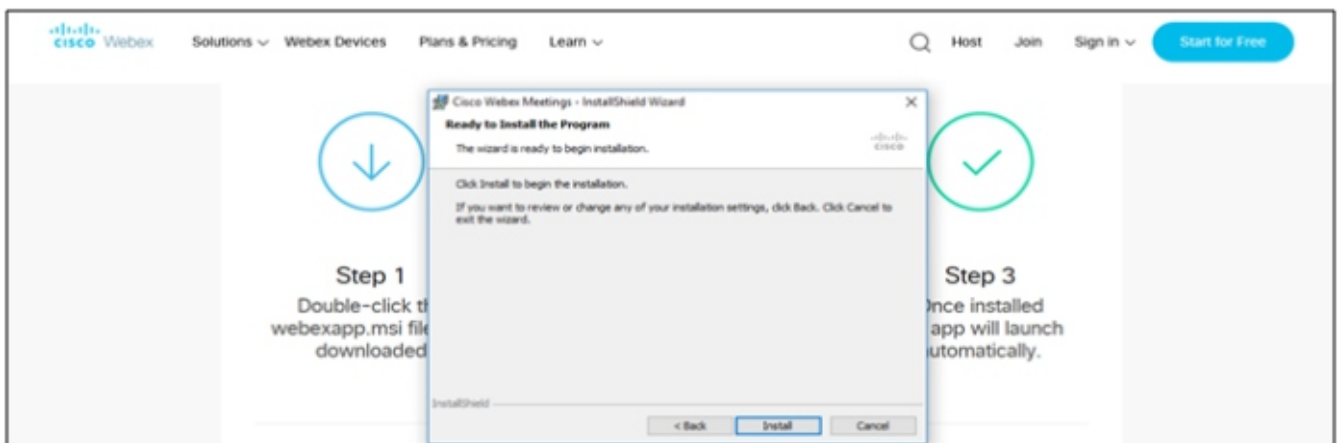
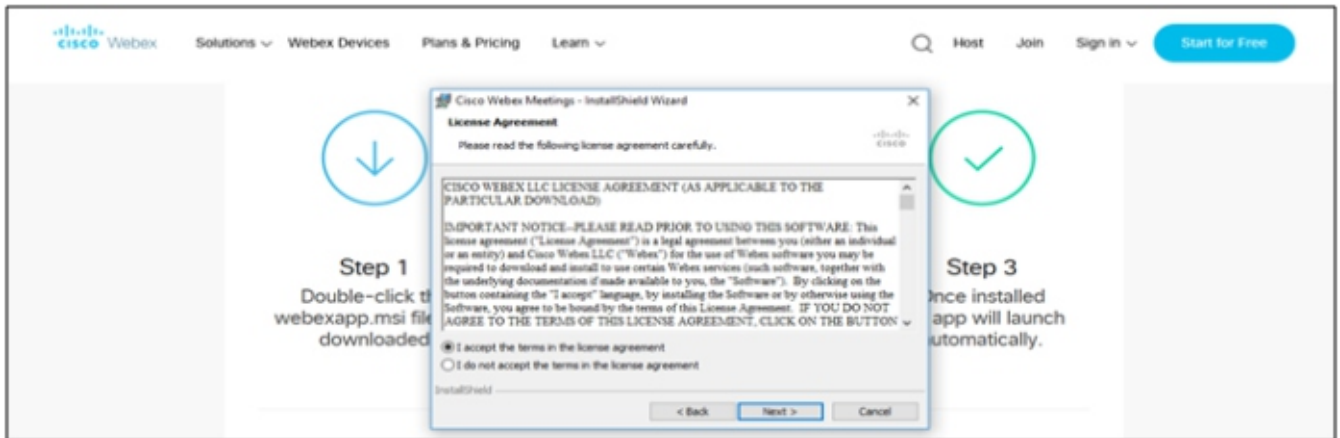
(Annexure)

Guidelines to attend the AGM proceedings of Link Intime India Pvt. Ltd.: InstaMEET

For a smooth experience of viewing the AGM proceedings of Link Intime India Pvt. Ltd. InstaMEET, shareholders/members who are registered as speakers for the event are requested to download and install the Webex application in advance by following the instructions as under:

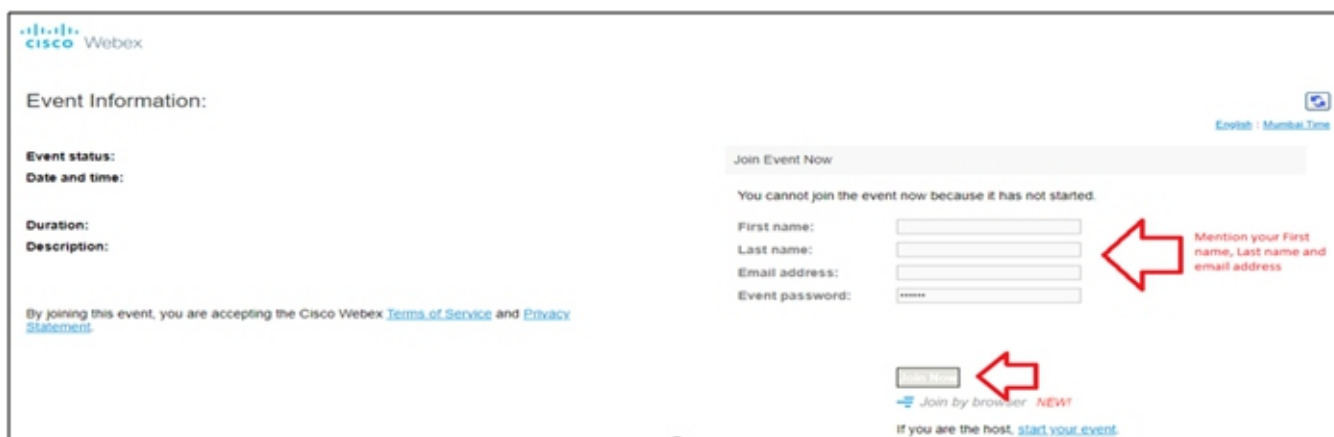
- a) Please download and install the Webex application by clicking on the link <https://www.webex.com/downloads.html/>





b) If you do not want to download and install the Webex application, you may join the meeting by following the process mentioned as under:

Step 1	Enter your First Name, Last Name and Email ID and click on Join Now.
1 (A)	If you have already installed the Webex application on your device, join the meeting by clicking on Join Now
1 (B)	If Webex application is not installed, a new page will appear giving you an option to either Add Webex to chrome or Run a temporary application. Click on Run a temporary application, an exe file will be downloaded. Click on this exe file to run the application and join the meeting by clicking on Join Now



Process and manner for attending the Annual General Meeting through InstaMeet:

1. Open the internet browser and launch the URL: <https://instameet.linkintime.co.in>
Select the “Company” and ‘Event Date’ and register with your following details:
 - A. Demat Account No. or Folio No: Enter your 16 digit Demat Account No. or Folio No
 - Shareholders/ members holding shares in CDSL demat account shall provide 16 Digit Beneficiary ID
 - Shareholders/members holding shares in NSDL demat account shall provide 8 Character DP ID followed by 8 Digit Client ID
 - Shareholders/ members holding shares in physical form shall provide Folio Number registered with the Company
 - B. PAN: Enter your 10-digit Permanent Account Number (PAN) (Members who have not updated their PAN with the Depository Participant (DP)/ Company shall use the sequence number provided to you, if applicable.
 - C. Mobile No.: Enter your mobile number.
 - D. Email ID: Enter your email id, as recorded with your DP/Company.
 - Click “Go to Meeting” (You are now registered for InstaMeet and your attendance is marked for the meeting) Instructions for Shareholders/ Members to Speak during the Annual General Meeting through InstaMeet:

Instructions for Shareholders/ Members to speak during the Annual General Meeting through Insta Meet:

1. Shareholders who would like to speak during the meeting must register their request 3 days in advance with the company mentioning their name, demat account number/folio number, email id, mobile no. on the mail id cs@brahmaputragroup.com
2. Shareholders will get confirmation on first cum first basis as per the provisions made by the company.

3. Shareholders will receive “speaking serial number” once they mark attendance for the meeting.
4. Other shareholder may ask questions to the panel list, via active chat-board during the meeting.
5. Please remember speaking serial number and start your conversation with panellist by switching on video mode and audio of your device.

Shareholders are requested to speak only when moderator of the meeting/ management will announce the name and serial number for speaking.

Instructions for the software requirements for shareholders/ members who are registered as speakers:

For a smooth experience of viewing the AGM proceedings of Link Intime India Pvt. Ltd. InstaMEET, shareholders/ members who are registered as speakers for the event are requested to download and install the Webex application in advance by following the instructions as under:

- a) Please download and install the Webex application by clicking on the link <https://www.webex.com/downloads.html/>
Or
- b) If you do not want to download and install the Webex application, you may join the meeting by following the process mentioned as under.

Step 1 Enter your First Name, Last Name and Email ID and click on Join Now

- 1 (A) If you have already installed the Webex application on your device, join the meeting by clicking on Join Now.
- 1 (B) If Webex application is not installed, a new page will appear giving you an option to either Add Webex to chrome or Run a temporary application.

Click on Run a temporary application, an exe file will be downloaded. Click on this exe file to run the application and join the meeting by clicking on Join Now.

Instructions for Shareholders/ Members to Vote during the Annual General Meeting through Insta Meet.:

Once the electronic voting is activated by the scrutinizer/ moderator during the meeting, shareholders/ members who have not exercised their vote through the remote e-voting can cast the vote as under:

1. On the Shareholders VC page, click on the link for e-Voting “Cast your vote”
2. Enter your 16 digit Demat Account No. / Folio No. and OTP (received on the registered mobile number/ registered email Id) received during registration for InstaMEET and click on ‘Submit’.
3. After successful login, you will see “Resolution Description” and against the same the option “Favour/ Against” for voting.
4. Cast your vote by selecting appropriate option i.e. “Favour/Against” as desired. Enter the number of shares (which represents no. of votes) as on the cutoff date under ‘Favour/Against’.
5. After selecting the appropriate option i.e. Favour/ Against as desired and you have decided to vote, click on “Save”. A confirmation box will be displayed. If you wish to confirm your vote, click on “Confirm”, else to change your vote, click on “Back” and accordingly modify your vote.
6. Once you confirm your vote on the resolution, you will not be allowed to modify or change your vote subsequently.

Note:

Shareholders/ Members, who will be present in the Annual General Meeting through InstaMeet facility and have not casted their vote on the Resolutions through remote e-Voting and are otherwise not barred from doing so, shall be eligible to vote through e-Voting facility during the meeting. Shareholders/ Members who have voted through Remote e-Voting prior to the Annual General Meeting will be eligible to attend/ participate in the Annual General Meeting through InstaMeet. However, they will not be eligible to vote again during the meeting.

Shareholders/ Members are encouraged to join the Meeting through Tablets/ Laptops connected through broadband for better experience.

Shareholders/ Members are required to use Internet with a good speed (preferably 2 MBPS download stream) to

avoid any disturbance during the meeting.

Please note that Shareholders/Members connecting from Mobile Devices or Tablets or through Laptops connecting via Mobile Hotspot may experience Audio/Visual loss due to fluctuation in their network. It is therefore recommended to use stable Wi-Fi or LAN connection to mitigate any kind of aforesaid glitches.

In case shareholders/ members have any queries regarding login/ e-voting, they may send an email to instameet@linkintime.co.in or contact on: - Tel: 022-49186175.

General Guidelines for shareholders:

- Institutional Shareholders (i.e. other than Individuals, HUF, NRI etc.) and Custodian are required to log on to e-Voting system of LIPL: <https://instavote.linkintime.co.in> and register themselves as 'Custodian / Mutual Fund / Corporate Body'.
 - They are also required to upload a scanned certified true copy of the board resolution / authority letter/power of attorney etc. Together with attested specimen signature of the duly authorised representative(s) in PDF format in the 'Custodian / Mutual Fund / Corporate Body' login for the Scrutinizer to verify the same.
 - During the voting period, shareholders can login any number of time till they have voted on the resolution(s) for a particular "Event".
 - Shareholders holding multiple folios/demat account shall choose the voting process separately for each of the folios/demat account.
 - In case the shareholders have any queries or issues regarding e-voting, please refer the Frequently Asked Questions ("FAQs") and Insta vote e-Voting manual available at <https://instavote.linkintime.co.in>, under Help section or write an email to enotices@linkintime.co.in or Call us :- Tel : 022 - 49186000.
15. Any person, who acquires shares of the Company and become Member of the Company after dispatch of the Notice and holding shares as on **cut-off date i.e. Friday, 23rd September 2022** may write to Registrar & Share Transfer Agent of the Company, Link Intime India Private Limited, or send an e-mail at delhi@linkintime.co.in or enotices@linkintime.co.in
16. The shareholders may also contact in case of any grievance connected with e-voting to: Vivek Malhotra Company Secretary & Compliance Officer Address: A-7, Mahipalpur, Brahmaputra House, New Delhi- 1100037 Email id: cs@brahmaputragroup.com Phone No.:011-42290200 Fax No. : 011-41687880
17. The voting rights of shareholders shall be in proportion to their shares of the paid up equity share capital of the Company as on the **cut-off date i.e. Friday, 23rd September 2022**.
18. The Company has appointed Mr. Sachin Kumar Shrivastav, Company Secretary, (Membership No. ACS 55362; CP No.21674) as the Scrutinizer who will conduct the voting process in a fair and transparent manner.
19. As per the provisions of Regulation 44 of the SEBI (Listing Obligations and Disclosure Requirements) Regulations, 2015, the voting results are to be submitted to the Stock Exchange(s) within 2 Working days of the conclusion of the AGM. The results declared along with Scrutiniser's Report shall be placed on the Company's website www.brahmaputragroup.com; the LIPL's website <https://instavote.linkintime.co.in/>
20. Information of Directors pursuant to Listing Regulations: At the ensuing Meeting of the Company, Mr. Raktim Acharjee Whole Time Director of the company, retires by rotation pursuant to the provisions of Section 152 of the Companies Act, 2013 ("Act") read with Companies (Appointment and Qualification of Directors) Rules, 2014 and being eligible, seeks reappointment.

EXPLANATORY STATEMENT IN RESPECT OF THE SPECIAL BUSINESS PURSUANT TO SECTION 102 OF THE COMPANIES ACT, 2013 (“THE ACT”) As required by Section 102 of the Act, the following Explanatory Statements sets out the material facts mentioned under item Nos. 3 & 4 of the accompanying Notice:

ITEM NO. 3 As per the provisions of Section 188 of the Companies Act, 2013 (“Act”), transactions with related parties which are at arm’s length and in the ordinary course of business, are exempted from the obligation of obtaining prior approval of shareholders. However, as per the provisions of Regulation 23(4) of the Securities and Exchange Board of India (Listing Obligations and Disclosure Requirements) Regulations, 2015 (“SEBI Listing Regulations”), such transactions, if material, require the approval of shareholders through a resolution, notwithstanding the fact that the same are on an arm’s length basis and in the ordinary course of business.

With effect from April 1, 2022, Regulation 23 of SEBI Listing Regulations, mandates prior approval of the Shareholders through ordinary resolution for all ‘material’ Related Party Transactions. For this purpose, a Related Party Transaction will be considered ‘material’ if the transaction(s) to be entered into individually or taken together with previous transactions during a financial year exceeds R 1,000 Crore or 10% of the annual consolidated turnover of the Company as per the last audited financial statements of the Company, whichever is lower.

Given the nature and scope of the business, the Company works closely with its related parties (including Joint Ventures) to achieve its business objectives and enters into various operational transactions with its related parties, from time to time, in the ordinary course of business and on arm’s length. Amongst the transactions that Company enters into with its related parties, the estimated value of the contract(s)/arrangement(s)/transaction(s) with Unity-Brahmaputra Infrastructure Limited (Joint Venture) of the Company (“Related Parties”), are likely to exceed the threshold of material Related Party Transactions.

The Company has been undertaking transactions of similar nature in the past in the ordinary course of business and on arm’s length after obtaining requisite approvals of the Audit Committee of the Company. The maximum annual value of the proposed transactions with the aforesaid related parties is estimated on the basis of the Company’s current transactions with them and the future business prospects.

The proposed transactions, being operational and critical in nature, play a significant role in the Company’s business. Therefore, in order to secure continuity of operations, the Company is proposing to seek approval of shareholders for the potential quantum of transactions with the aforesaid related parties.

The Company has in place a balanced and structured policy and process for approval of Related Party Transactions. The Policy provides the details required to be provided to the Audit Committee for the purpose of review of such transactions and grant their approval for the proposed transactions. A justification for each and every related party transaction is provided to the Audit Committee which enables them to arrive at the right decisions. Additionally, an update on the actual related party transactions entered during every quarter is provided to the Audit Committee.

The Audit Committee of the Company comprises of only Independent Directors as Members which helps in providing an objective judgement to all transactions proposed for approval.

Name of Related Party	Nature of Relationship	Nature, duration, tenure, material terms, monetary value and particulars of the contract or arrangement	Details about valuation, arm’s length and ordinary course of business	Rationale/Benefit of the transaction and why this transaction is in the interest of the Company
Unity–Brahmaputra Infrastructure Limited (JV)	Joint–Operations	a) Sale, purchase, lease or supply of goods, business assets or equipment; b) Availing or rendering of services; c) Transfer or exchange of any resources, services or obligations to meet its business objectives/ requirements The approval will be valid from this AGM till the next Annual General Meeting or for a period of fifteen months, whichever is earlier, in accordance with the terms and conditions of the contract/ agreement.	The Company is in the business of EPC contracts on Pan India basis. This is the ongoing Building work Project named “ Diphu Medical College” and that contract is back to back assigned to the company by M/s Unity- Brahmaputra Infrastructure Limited (JV) Thus, Sub Contract of EPC work is an activity in the normal course of business	Company has a vast Machinery and man-power to deliver any sort of infrastructure Project or building work , the concern work company bid in the Joint Venture name M/s Unity- Brahmaputra Infrastructure Limited (JV), same has been assigned to the company” Brahmaputra Infrastructure Limited” by the respective Joint Ventures in to Back to Back Basis.

ITEM NO. 4 The Board of Directors of the Company on recommendation made by Audit Committee, has approved the appointment of M/s. Gurvinder Chopra & Co (Firm Registration Number – 100260), Cost Accountants, New Delhi as the Cost Auditors of the Company for conducting the audit of the cost records of the Company for the **Financial Year 2022-23 with remuneration of Rs. 60,000/- per annum plus taxes**, as applicable, and reimbursement of actual out-of-pocket expenses incurred by them in connection with the aforesaid audit. In accordance with the provisions of Section 148 of the Act read with the Companies (Audit and Auditors) Rules, 2014, the remuneration payable to the Cost Auditors as recommended by the Audit Committee and approved by the Board, has to be ratified by the members of the Company. Accordingly, ratification by the members is sought to the remuneration payable to the Cost Auditors for the **financial year ending March 31, 2023** by passing an Ordinary Resolution as set out at Item No. 4 of the Notice. None of the Directors / Key Managerial Personnel of the Company / their relatives are, in any way, concerned or interested, financially or otherwise, in the resolution. The Board recommends the Ordinary Resolution set out at Item No. 4 of this Notice for approval of the Members.

Place : New Delhi
Date : 02.09.2022

By order of the Board of Directors
For **Brahmaputra Infrastructure Limited**

Vivek Malhotra
Company Secretary & Compliance Officer
M. No. F-11723

**DIRECTORS REPORT**

TO THE MEMBERS,

On behalf of the Board of Directors, it is our pleasure to present the 24th Annual Report on the business and operations of your Company together with the Audited Financial Statement of Brahmaputra Infrastructure Limited (“the Company” or “BIL”) for the financial year ended March 31, 2022.

FINANCIAL HIGHLIGHTS

The financial highlights of the Company’s operation for the year ended 31st March 2022 are as under: (Rs. in Crore)

PARTICULARS	Standalone		Consolidated	
	31.03.2022	31.03.2021	31.03.2022	31.03.2021
Revenue from operations	160.13	141.70	160.13	139.77
Other Income , Real Estate and Rental Income	2.47	22.13	4.19	23.73
Total Income	162.60	163.83	164.32	163.50
Cost of Material Consumed	63.47	99.25	63.47	98.91
Change in Inventories	49.55	25.65	49.55	25.65
Employee Benefit Expense	3.47	3.48	3.47	3.48
Financial Costs	19.74	17.36	19.74	17.36
Depreciation	3.08	4.22	3.11	4.26
Construction & Other Expenses	14.83	8.89	14.84	9.24
Total Expenses	154.14	158.85	154.18	158.89
Profit/(Loss) before Tax	9.37	0.87	11.16	0.47
Tax Expense / (Credit)	4.05	0.58	4.05	0.58
Profit After Tax	5.32	0.29	7.11	(0.10)
Total Comprehensive Income for the Period	5.28	0.35	7.07	(0.04)
Paid Up Share Capital	29.01	29.01	29.01	29.01
Reserves & Surplus	115.57	110.30	135.68	128.60

1. PERFORMANCE

During the Period under review, total revenue from operations of the Company amounting to Rs. 160.13 Crores as against Rs. 141.70 Crores during the previous year. There is increase in the turnover by 13.00 % as compared to previous year. Profit after tax is Rs.5.32 Crores during the financial year 2021-22 as against the last year’s Profit after tax of Rs.0.29 Crores. Your Director are putting in their best efforts to improve the performance of the company.

2. BUSINESS PROSPECTS

BIL has identified roads & highways, tunnels, airports, hydropower, mining, bridges, real estate and other heavy civil construction works as a potential growth segment. In the near future the Company is desirous of gradually improving its penetration and resources to these sectors. Such diversification in different sectors enables us to reduce dependence on any one sector or nature of the project. To enhance its in-house expertise, so as to be at par with the other eminent players in the construction industry and to broaden its operational base in specialized construction field, BIL is entering into joint venture/s with the companies/entities having requisite experience. Keeping in view the performance and future prospects, the Company will continue to increase its overall presence in the industry with increased market share. Your Company is poised for sustained growth and the outlook is bright.

3. DIVIDEND

Keeping in view the current financial position of the company, economic scenario, in financial year 2021-22 and the future fund requirements of the Company, your directors do not recommended any dividend for the financial year ended 31st March 2022.

4. GLOBAL HEALTH PANDEMIC FROM COVID-19 (SECOND WAVE).

Due to the outbreak of Second Wave of COVID-19 pandemic and imposition of lockdowns, consequent restrictions, suspension of works and disruptions in the supply chains in April 2021 the construction operations are not too much affected and executed at the the normal levels till date, the management will continue to monitor the socio-economic conditions closely to take necessary measures, going forward.

5. STATE OF AFFAIRS & FUTURE OUTLOOK

Due to the outbreak of Second Wave of COVID-19 pandemic and imposition of lockdown, there is not too much effect on the traffic revenues during the Financial Year 2021-22. Management is very confident that upward growth trend will continue in the operational performance of the Company in FY 2022-23. However, the management will continue to monitor the socio-economic conditions closely, to take necessary measures, going forward.

6. PUBLIC DEPOSITS

Your Company has not accepted any deposits from the public within the meaning of Section 73 to 76 of the Companies Act, 2013 and the rule made there under, during the period under review.

7. DIRECTORS AND KEY MANAGERIAL PERSONNEL

Mr. Raktim Acharjee (DIN– 06722166) Whole Time Director of the Company is liable to retire by rotation at the ensuing Annual General Meeting pursuant to the provisions of the Companies Act, 2013 read with the Companies (Appointment and Qualification of Directors) Rules, 2014 and the Articles of Association of the Company, and being eligible has offered himself for re-appointment. Your Directors recommend his re-appointment.

As on March 31, 2022 Mr. Sanjeev Kumar Prithani, Mr. Sanjay Kumar Mozika, Joint Managing Directors, Mr. Raktim Acharjee, Whole Time Director & Chief Financial Officer, Mr. Manoj Kumar Prithani, Chief Executive Officer and Mr. Vivek Malhotra, Company Secretary are the Key Managerial Personnel of the Company in accordance with the provisions of sections 2(51) and 203 of the Companies Act, 2013 read with the Companies (Appointment and Remuneration of Managerial Personnel) Rules, 2014.

Also, during the year, the non-executive directors of the Company had no pecuniary relationship or transactions with the Company, other than sitting fees, and reimbursement of expenses incurred by them for the purpose of attending meetings of the Company.

8. SHARE CAPITAL

During the year under review, the Company has not issued or allotted any equity shares with or without differential voting rights. The Paid – up Equity Share Capital of the Company as at March 31, 2022 stood at 29,01,84,000/-

9. NUMBER OF BOARD MEETINGS OF THE BOARD

Six Meetings of the Board were held during the year. For details of the meeting of the Board, Please refer to the Corporate Governance Report, which forms part of this report.

10. BOARD EVALUATION

The Board of Directors have carried out an annual evaluation of its own performance, Board committees and individual directors pursuant to the provisions of the Act, SEBI Listing Regulations and the Guidance note on Board Evaluation issued by the Securities and Exchange Board of India on January 5, 2017.

The performance of the Board was evaluated by the Board after seeking inputs from all the directors on the basis of the criteria such as the Board composition and structure, effectiveness of board processes, information and functioning, etc.

The performance of the committees was evaluated by the board after seeking inputs from the committee members on the basis of the criteria such as the composition of committees, effectiveness of committee meetings, etc.

The Board and the Nomination and Remuneration Committee (“NRC”) reviewed the performance of the individual directors on the basis of the criteria such as the contribution of the individual director to the Board and committee

meetings like preparedness on the issues to be discussed, meaningful and constructive contribution and inputs in meetings, etc. In addition, the Chairman was also evaluated on the key aspects of his role.

In a separate meeting of independent Directors, performance of non-independent directors, performance of the board as a whole and performance of the Chairman was evaluated, taking into account the views of executive directors and non-executive directors. The same was discussed in the board meeting that followed the meeting of the independent Directors, at which the performance of the Board, its committees and individual directors was also discussed.

11. INTERNAL FINANCIAL CONTROL AND THEIR ADEQUACY

The details in respect of internal financial control and their adequacy are included in the Management Discussion & Analysis, which forms part of this report.

12. AUDIT COMMITTEE

The details pertaining to composition of audit committee are included in the Corporate Governance Report, which forms part of this report.

13. CONSOLIDATED FINANCIAL STATEMENTS AND RESULTS

Your company has prepared Consolidated Financial Statements in accordance with the applicable Indian Accounting Standards. The Consolidated Financial Statements reflect the results of the company and that of its Subsidiaries and Joint Ventures. As per Listing Agreement with stock exchanges, the Audited Consolidated Financial Statements together with the Auditor's Report thereon are annexed and form part of this Annual Report.

As required under the provisions of section 129 (3) of the Companies Act, 2013 the statement containing the salient features of the financial statements of the company's subsidiaries, associate companies and joint ventures are prepared in form AOC -1, which is annexed as **Annexure A** and forms part of this report.

14. TRANSACTIONS WITH RELATED PARTIES

During the financial year 2021-22, the Company has entered into transactions with related parties as defined under Section 2(76) of the Companies Act, 2013 read with the Companies (Specification of Definitions Details) Rules, 2014, which were in the ordinary course of business and on arm's length basis and in accordance with the provisions of the Companies Act, 2013, rules issued there under and in compliance of the Related Party Policy of the Company and in accordance with Regulation 23 of the SEBI Listing Regulations.

During the financial year 2021-22, the Company did not enter into materially significant transactions with Promoters, Key Managerial Personnel or other related parties. Accordingly, the disclosure of Related Party Transactions as required under Section 134(3) (h) of the Companies Act, 2013 in Form AOC 2 is not applicable. The details of the related party transactions as required under IND AS- 24 are set out in Notes to the standalone financial statements forming part of this Annual Report. The policy on Related Party Transactions as approved by the Board may be accessed on the Company's website.

15. CORPORATE SOCIAL RESPONSIBILITY (CSR)

The Company continues to believe in operating and growing its business in a socially responsible way. This belief forms the core of the CSR policy of the Company that drives it to focus on holistic development of its host community and immediate social and environmental surroundings qualitatively. Hence in accordance with the requirements of Section 135 of the Companies Act, 2013, the Company has constituted a Corporate Social Responsibility Committee ("CSR Committee"). The composition and terms of reference of the CSR Committee are provided in Corporate Governance Report.

16. EXTRACT OF ANNUAL RETURN

As provided under Section 92(3) of the Act, the extract of annual return is given in **Annexure B** in the prescribed Form MGT-9, which forms part of this report.

17. CORPORATE GOVERNANCE

The Company continues to place greater emphasis on managing its affairs with diligence, transparency, responsibility and accountability and is committed to adopting and adhering to best Corporate Governance practices. The Board considers itself as a trustee of its shareholders and acknowledges its responsibilities towards them for creation and safeguarding their wealth. The Company has set itself the objective of expanding its capacities. As a part of its growth strategy, it is committed to high levels of ethics and integrity in all its business dealings that avoid conflicts of interest. In order to conduct business with these principles, the Company has created a corporate structure based on business needs and maintains a high degree of transparency through regular disclosures with a focus on adequate control systems.

As per the requirement of Regulation 27 (2), of LODR, 2015 of the Listing Agreement a separate Report on Corporate Governance along with the Auditor's Certificate regarding compliance of conditions of Corporate Governance are part of Corporate Governance report.

18. AUDITORS

M/s Goyal Nagpal & Co Chartered Accountants (Registration No. 018289C) were appointed as a Statutory Auditors of the Company in the Annual General Meeting - 2020 of the Company for a tenure of 5 years.

19. AUDITORS REPORT

The Auditors report and notes to the financial statement are self explanatory and do not call for any further comments.

20. SECRETARIAL REPORT

Pursuant to the provisions of Section 204 of the Companies Act, 2013 and the Companies (Appointment and Remuneration of Managerial Personnel) Rules 2014, Practicing Company secretary **M/S Sachin Kumar Shrivastava** has conducted secretarial Audit of the company for the financial year 2021-22. The secretarial Audit Report for the financial year 2021-22 is enclosed in **Annexure -C**. Secretarial Audit Report is self explanatory and does not call for any further comments.

21. COST AUDITORS

Pursuant to order from the Ministry of Corporate Affairs, M/s Gurvinder Chopra & Co, Cost accountants have been appointed as Cost Auditors for the Year 2022-23. They are required to submit the report to the Board of Directors within 180 days or as per the extended time Period whichever is later from the end of the accounting year.

22. REMUNERATION POLICY & EVALAUTION CRITERIA

As per the listing Agreement LODR, 2015 and Section 134 (3), of the Companies Act, 2013 on Director's appointment and remuneration including criteria for determining qualifications, positive attributes, Independence of a director and other matters provided under Sub section (3) of section 178 of Companies Act, 2013 is given in Nomination & Remuneration Policy report in **Annexure - D**.

23. VIGIL MECHANISM

As per of the listing agreement LODR, 2015 and section 177 (9), of the Companies Act, 2013, the company has established a vigil mechanism for its directors and employees to report their genuine concerns/ grievances. The Mechanism also provides for adequate safeguards against victimization of persons who use such mechanism and makes provisions for direct access to the Committee chairman.

The Company is committed to highest standards of ethical, moral and legal business conduct. Accordingly, the Board of Directors has formulated a Whistle Blower Policy in compliance with the provisions of Section 177 (9) & (10) of the Companies Act, 2013 and Regulation 22 of the SEBI Listing Regulations. The policy has been annexed to this report as "**Annexure E**". The policy provides for a framework and process whereby concerns can be raised by its Employees/Directors or any other person against any kind of discrimination, harassment, victimization or any other unfair practice being adopted against them through an e-mail, or a letter for this purpose to the Vigilance Officer / Chairman of the Audit Committee.

24. SUBSIDIARIES

At present, your Company has two subsidiaries, namely:

- (i) Brahmaputra Concrete (Bengal) Private Limited
- (ii) Brahmaputra Concrete Private Limited

25. ASSOCIATE COMPANIES AND JOINT VENTURES

At present, your company has no associate Company as per Section 129 of the Company act, 2013. But the Company has three Joint Ventures on which Consolidation of Accounts as per Section 129 of Companies Act, 2013 is applicable:

- (i) DRA BLA BCL (JV)
- (ii) BIL BLA GSCO (JV)
- (iii) GPL BCL (JV)

26. DETAILS IN RESPECT OF ADEQUACY OF INTERNAL FINANCIAL CONTROLS WITH REFERENCE TO THE FINANCIAL STATEMENTS:

The Company has designed and implemented a process driven framework for Internal Financial Controls (“IFC”) within the meaning of the explanation to Section 134(5)(e) of the Companies Act, 2013 read with Rule 8(5)(viii) of the Companies(Accounts) Rules, 2014, the Board is of the opinion that the Company has sound Internal Financial Control commensurate with the nature and size of its business operations and operating effectively and no material weakness exists. The Company has a process in place to continuously monitor the same and identify gaps, if any, and implement new and/ or improved controls wherever the effect of such gaps would have a material effect on the Company’s operations. The Board of Directors of the Company have adopted various policies like Related Party Transactions Policy, Vigil Mechanism Policy, Policy to determine Material Subsidiaries and such other procedures for ensuring the orderly and efficient conduct of its business for safeguarding of its assets, the prevention and detection of frauds and errors, the accuracy and completeness of the accounting records, and the timely preparation of reliable financial information.

The Audit Committee of the Board of Directors actively reviews the adequacy and effectiveness of the internal control system and suggests improvements to strengthen the same. The Company has robust management information system, which is an integral part of the control mechanism.

The Company has identified and documented all key internal financial controls, which impact the financial statements. The financial controls are tested for operating effectiveness through on-going monitoring and review process of the management and independently by the Internal Auditors. In our view the Internal Financial Controls, affecting the financial statements are adequate and are operating effectively.

27. DECLARATION BY INDEPENDENT DIRECTOR’S UNDER SUB SECTION (6) OF SECTION 149

INDEPENDENT DIRECTOR

Company having three Independent Directors which are in accordance with the requirement of Listing Regulation as well as under Companies act, 2013.

The Company has received necessary declaration from all the three independent Directors to the effect that they meet the criteria of Independence as provided under Section 149 (6) of the Companies act, 2013 and Regulation 16 (b) of SEBI LODR Regulations, 2015. In the opinion of the board, they fulfill the conditions specified in the Act and the Rules made there under for the appointment as Independent Directors and are Independent of the Management.

28. WOMEN DIRECTOR

In terms of the provisions of Section 149 of the Companies Act, 2013 and Regulation 17 of SEBI (Listing Obligations and Disclosure Requirements) Regulations, 2015 and pursuant to the Amendments in Listing Regulations based on the recommendations of the Kotak Committee. Company has complied with the requirement of having at least one Woman Independent Director on the Board of the Company Mrs. Anju Kumari , Independent Director is the Women Director of the Company.

29. FAMILIARIZATION PROGRAM FOR INDEPENDENT DIRECTOR

As trustees of shareholders, Independent Directors play a pivotal role in upholding Corporate Governance norms and ensuring fairness in decision making. Being experts In various fields, they also bring Independent Judgment on matters of strategy, risk management, controls and business performance.

At the time of appointing a new Independent Director, a formal letter of appointment is given to the Director inter alia; explaining the role, duties and responsibilities of the Director. The Director is also explained in detail the Compliances required from him / her under the Act, SEBI Regulations and other relevant regulations.

By way of an introduction to the Company, presentations are also made to the newly appointed Independent Director on relevant information like overview of the Company's businesses, market and business environment, growth and performance, organizational set up of the Company, governance and internal control processes.

On-going familiarization program aims to provide insights into the Company and the business environment to enable all the Independent Directors to be updated of newer challenges, risks and opportunities relevant in the Company's context and to lend perspective to the strategic direction of the Company. The details for familiarization program for the Independent Directors are put up on the website of the Company. As required under Regulation 46(2)(i) of the Listing Regulations, the details of familiarization programmes conducted during FY2021-22.

30. CRITERIA FOR DETERMINING QUALIFICATIONS, POSITIVE ATTRIBUTES AND INDEPENDENCE OF A DIRECTOR

In terms of the provisions of Section 178(3) of the Act, and Regulation 19 of the Listing Regulations, the NRC has formulated the criteria for determining qualifications, positive attributes and independence of Directors, the key features of which are as follows:

Qualifications – The Board nomination process encourages diversity of thought, experience, knowledge, age and gender. It also ensures that the Board has an Appropriate blend of functional and industry expertise.

Positive Attributes - Apart from the duties of Directors as prescribed in the Act the Directors are expected to demonstrate high standards of ethical behavior, communication skills and independent judgment. The Directors are also expected to abide by the respective Code of Conduct as applicable to them.

Independence - A Director will be considered independent if he / she meets the criteria laid down in Section 149(6) of the Act, the Rules framed thereunder and Regulation 16 (1) (b) of the Listing Regulations.

31. ANNUAL EVALUATION OF BOARD PERFORMANCE AND PERFORMANCE OF ITS COMMITTEES AND OF DIRECTORS:

The Board of Directors has carried out an annual evaluation of its own performance, Board Committees, and individual Directors pursuant to the provisions of the Act and the Listing Regulations.

The Board evaluated its performance after seeking inputs from all the Directors on the basis of criteria such as the Board composition and structure, effectiveness of Board processes, information and functioning, etc. The performance of the Committees was evaluated by the Board after seeking inputs from the committee members on the basis of criteria such as the composition of committees, effectiveness of committee meetings, etc. The above criteria are as provided by the Guidance Note on Board Evaluation issued by the Securities and Exchange Board of India.

The Chairman of the Board had one-on-one meetings with the Independent Directors and the Chairman of NRC had one on- one meetings with the Executive and Non-Executive, Non- Independent Directors. These meetings were intended to obtain Directors' inputs on effectiveness of the Board/ Committee processes.

The Board and the NRC reviewed the performance of individual directors on the basis of criteria such as the contribution of the individual director to the board and committee meetings like preparedness on the issues to be discussed, meaningful and constructive contribution and inputs in meetings, etc.

The Board and the NRC reviewed the performance of individual directors on the basis of criteria such as the contribution of the individual director to the board and committee meetings like preparedness on the issues to be discussed, meaningful and constructive contribution and inputs in meetings, etc.

In a separate meeting of Independent directors, performance of non-independent directors and the board as a whole was evaluated. The Independent Directors in the said meeting also evaluated the quality, quantity and timeliness of flow of information between the company management and the Board that is necessary for the Board to effectively and reasonably perform their duties. Additionally, the Chairman of the Board was also evaluated on key aspects of his role, taking into account the views of executive directors and non-executive directors in the aforesaid meeting. The above evaluations were then discussed in the board meeting that followed the meeting of the Independent directors and NRC, at which the performance of the board, its committees and individual directors was also discussed. Performance evaluation of Independent directors was done by the entire board, excluding the independent director being evaluated. Framework for Performance Evaluation of Independent Directors and the Board enclosed in **Annexure - F**.

32. CODE OF CONDUCT

Your Company is committed to conducting its business in accordance with the applicable laws, rules and regulations and highest standards of business ethics. In recognition thereof, the Board of Directors has implemented a Code of Conduct for adherence by the Directors, Senior Management Personnel and Employees of the Company. The Code of Conduct is dealing with ethical issues and also foster a culture of accountability and integrity.

33. CONFLICT OF INTERESTS:

Each Director informs the Company on an annual basis about the Board and the Committee positions he occupies in other companies including Chairmanships and notifies changes during the year. The Members of the Board while discharging their duties, avoid conflict of interest in the decision making process. The Members of Board restrict themselves from any discussions and voting in transactions in which they have concern or interest.

34. HEALTH, SAFETY AND ENVIRONMENT PROTECTION

Company's Health and Safety Policy commits to comply with applicable legal and other requirements connected with occupational Health, Safety and Environment matters and provide a healthy and safe work environment to all employees of the Company.

35. HUMAN RESOURCE DEVELOPMENT

A major part of the Company strategy is satiated towards our employees whose relentless support and devotion took our Company to great heights. With construction that binds the nation, our employees have been our core strength to deepen the roots. Therefore, as recognition of their perseverance and endeavour, BIL bears the responsibility of their welfare providing them with many social amenities including Medical Expense, Provident Fund, Gratuity, and Leave Travel Allowance. A dedicated and competitive talent is braced in the mould of the vision and mission of the Company. The potential of each employee is advanced and skills are honed due to the provision of right opportunities to grow. This includes regular in-house and external training along for knowledge and skill development. A value-driven work environment with satisfaction and appreciation as well as professionalism has led us build an excellent team. This year saw a lot of reforms and changes in the approach and execution of different activities relating to welfare and maintenance of our workforce with added focus on all employees.

36. SECRETARIAL STANDARDS

The Company has complied with Secretarial Standards issued by the Institute of Company Secretaries of India on Board and General Meetings.

37. INSIDER TRADING CODE

As per the provisions of Securities and Exchange Board of India ("SEBI" or "the Board") vide Notification No.LADNRO/ GN/2014-15/21/85 has issued SEBI (Prohibition of Insider Trading) Regulations, 2015 the Company have revised the Code of Practices and Procedures for Fair Disclosure of Unpublished Price Sensitive Information and the same is also available at Company Website. The code is applicable to all who covered under "Legitimate purposes" and Legitimate purpose shall include sharing of unpublished price sensitive information in the ordinary course of business by an insider with partners, collaborators, lenders, customers, suppliers, merchant bankers, legal advisors, auditors, insolvency professionals or other advisors or consultants, provided that such sharing has not been carried out to evade or circumvent the prohibitions of the Regulations.

38. INDUSTRIAL RELATIONS

Our business is dependent on highway construction projects undertaken by large Indian and on infrastructure projects undertaken by government authorities. We therefore must develop and maintain strategic alliances with other construction developers that undertake contracts for such infrastructure development projects and we intend to continue to explore entering into Joint ventures, consortium or sub-contract relationships for specific projects with certain of these EPC contractors. In addition, we develop and maintain relationships and pre-qualified status with certain major clients and obtaining a share of contracts from such clients.

39. PARTICULARS OF LOANS, GUARANTEES AND INVESTMENTS

The particulars of loans, guarantees and investments have been disclosed in the financial statements. During the period under review Company fully Comply with the Provisions of Section 185 and 186 of the Companies Act, 2013.

40. PARTICULAR OF EMPLOYEES

The ratio of the remuneration of each director to the median employee's remuneration and other details in terms of Section 197(12) of the Act read with Rule 5(1) of the Companies (Appointment and Remuneration of Managerial Personnel) Rules, 2014 forms part of this Board's report as "**Annexure - G**".

The statement containing particulars of employees as required under Section 197(12) of the Companies Act, 2013 read with Rule 5(2) and Rule 5(3) of the Companies (Appointment and Remuneration of Managerial Personnel) Rules, 2014 forms part of this Board's report. However, as per Section 136(1) of the Act and second proviso of Rule 5(3) of the Companies (Appointment and Remuneration of Managerial Personnel) Rules, 2014, the Report and Financial Statements are being sent to the Members of the Company excluding the said statement. Any Member interested in obtaining a copy of the said statement may write to the Company Secretary at the Registered Office of the Company.

41. MANAGEMENT DISCUSSION AND ANALYSIS REPORT

Operational performance of each business segment has been comprehensively covered in the Management Discussion and Analysis Report and annexed as **Annexure - H** forms part of this Report

42. TRANSFER TO INVESTOR EDUCATION AND PROTECTION FUND (IEPF)

During the Period under review there is no amount due to transfer in the Investor Protection fund account.

43. (a) COST RECORDS

In terms of Rule 8(5) of Companies (Accounts) Rules, 2014, the Company is required to maintain cost records as specified by the Central Government under sub-section (1) of section 148 of the Companies Act, 2013 read with rule 3 of Companies (cost records and audit) Rules, 2014 and accordingly such accounts and records are made and maintained by the Company.

(b) Policy on Prohibition, Prevention and Redressal of Sexual Harassment of Women at Workplace.

The Company has framed the policy on Prohibition, Prevention and Redressal of Sexual Harassment of Women at Workplace and matter connected there with or incidental thereto covering all the aspects as contained under 'The Sexual Harassment of Women at Workplace (Prohibition, Prevention and Redressal) Act [the Act]'. The Company has constituted Internal Complaints Committee under the Act. During the period under review, no complaint was received.

44. INVESTOR GRIEVANCE REDRESSAL

As per regulation 13 of SEBI (Listing Obligation & disclosure Requirements), Regulations 2015 the number of complaints received and resolved to the satisfaction of investors during the year under review. There were no pending complaint or share transfer cases as on 31st March, 2022, as per the certificate given by RTA.

45. RECONCILIATION OF SHARE CAPITAL AUDIT REPORT

Audit to reconcile the total admitted capital with National Securities Depository Limited (NSDL) and Central Depository Services (India) Limited (CDSL) and the total issued and listed capital. This audit is carried out every quarter and the report thereon is submitted to the Stock Exchanges where the Company's shares are listed. The audit confirms that the total Listed and Paid-up Capital is in agreement with the aggregate of the total number of shares in dematerialised form (held with NSDL and CDSL) and total number of shares in physical form.

46. BUSINESS RESPONSIBILITY REPORT (BRR)

SEBI Listing Regulations mandate the inclusion of BRR as part of the Annual Report for top 500 listed entities based on market capitalization calculated as on March 31 of every financial year. BRR is not applied on the Company during the FY 2021-22

47. DISCLOSURE REQUIREMENTS

As per SEBI Listing Regulations, the Corporate Governance Report along with Auditors' Certificate there on, and the Management Discussion Analysis are attached, which forms part of this report.

The Company has devised proper systems to ensure Compliance with the Provisions of all applicable Secretarial Standards issued by the Institute of Company Secretaries of India and that such systems are adequate and operating effectively.

48. DIVIDEND DISTRIBUTION POLICY

The policy determining the distribution parameters of dividend to its shareholders, The Policy is enclosed as an “Annexure-I” to the Board’s Report and is also available on the Company’s website at www.brahmaputragroup.com

49. DIRECTORS’ RESPONSIBILITY STATEMENT

Pursuant to Section 134 (5) of the Companies Act, 2013, the Board of Directors of the Company hereby state and confirm that:

- (i) In the preparation of annual accounts for the financial year ended 31st March 2022, the applicable Indian accounting standards have been followed and there are no material departures.
- (ii) They have selected such accounting policies and applied them consistently and made judgments and estimates that are reasonable and prudent, so as to give a true and fair view of the state of affairs of the Company at the end of financial year ended 31st March, 2022 and of the Profit & Loss account of the Company for that period;
- (iii) they have taken proper and sufficient care for the maintenance of adequate accounting records in accordance with the Provision of the Act, for safeguarding the assets of the Company and for preventing and detecting fraud and other irregularities; and
- (iv) they have Prepared the annual accounts on a going concern basis;
- (v) they have laid down internal financial controls to be followed by the Company and such internal financial controls are adequate and were operating efficiently.
- (vi) they have devised proper systems to ensure compliance with the provision of all applicable laws and that such systems are adequate and operating effectively.

Based on the framework of internal financial controls and compliance systems established and maintained by the Company, the work performed by the internal, statutory and secretarial auditors and external consultants, including the audit of internal financial controls over financial reporting by the statutory auditors and the reviews performed by management and the relevant board committees, including the audit committee, the Board is of the opinion that the Company’s internal financial controls were adequate and effective during FY 22.

50. GENERAL

Your Directors state that no disclosure or reporting is required in respect of the following items as there were no transactions on these items during the year under review:

- (a) Details report relating to deposits covered under Chapter V of the Act;
- (b) Change in the nature of business;
- (c) Voluntary revision of Financial Statements or Board’s Report;
- (d) Material change affecting the financial position of the Company;
- (e) Issue of equity shares with differential rights as to dividend, voting or otherwise;
- (f) No director is in receipt of commission from the Company and Neither the Managing Director nor the Whole-time Directors of the Company received any remuneration or commission from any of its subsidiaries Companies;
- (g) No significant or material orders were passed by the Regulators or Courts or Tribunals which impacts the going concern status and Company’s operations in future;
- (h) There was no instance of reporting of fraud to the Audit Committee and of Directors;
- (i) There was no instance of any Employee Stock Options, Equity Share with differential voting rights as to dividend, voting or otherwise.
- (j) The Company has complied with Secretarial Standards issued by the institute of Company Secretaries of India on meeting of Board of Directors and General Meetings.
- (k) The Board of Directors state that no disclosure or reporting is required in respect of the following items as there were no transactions on these items during the year under review:

- i. As per rule 4(4) the Companies (Share Capital and Debentures) Rules, 2014, the Company has not issued equity shares with differential rights as to dividend, voting or otherwise.
- ii. As per rule 8(13) the Companies (Share Capital and Debentures) Rules, 2014, the Company has not issued shares (including sweat equity shares) to employees of the Company under any scheme.
- iii. As per rule 12(9) the Companies (Share Capital and Debentures) Rules, 2014, the Company has not issued equity shares under the scheme of employee stock option

51. DISCLOSURE OF PARTICULAR WITH RESPECT TO CONSERVATION OF ENERGY, TECHNOLOGY ABSORPTION AND FOREIGN EXCHANGE EARNING AND OUTGO

As the core activities of the Company are not power intensive, no information is required to be furnished regarding Conservation of Energy.

No research and development activity was undertaken by the Company nor was any technology imported during the year. Indigenous technology available is continuously been upgraded to improve overall performances.

Foreign Exchange Earning	:	NIL
Receivable in Foreign Currency	:	Rs. 22,183/-

ACKNOWLEDGEMENT

Your Directors would like to acknowledge and place on record their sincere appreciation to all stakeholders, banks and financial institutions, clients, vendors, Intermediaries associated with the Company, for their co-operation and continued support for the growth of the Company. The Directors also wish to acknowledge the assistance received from various regulatory bodies, NHAI, DDA, NBCC Ministry of Corporate Affairs, BSE Limited, Securities and Exchange Board of India and other Central and State Government agencies and thank them for the same and look forward to their continued support.

The Directors regret the loss of life due to Second Wave of COVID-19 pandemic and are deeply grateful and have immense respect for every person who risked their life and safety to fight this pandemic.

The Directors appreciate and value the contribution made by every member of the BIL family.

Place: New Delhi
Date: 02.09.2022

By order of the Board of Directors
For Brahmaputra Infrastructure Limited

Sanjay Kumar Mozika
Chairman & Joint Managing Director
Din : 00004508

Information under Section 134(m) of the Companies Act, 2013 read with Rule 8 of Companies (Accounts) Rules, 2014 and forming part of the Directors' Report for the year ended 31st March, 2022.

Details of conservation of energy, technology absorption, foreign exchange earnings and outgo.

Conservation of Energy

I.	the steps taken or impact on conservation of energy	The Company is taking all necessary measures for conservation of energy and creating awareness amongst the employees on the necessity of conservation of energy is practiced regularly.
II.	the steps taken by the company for utilizing alternate sources of energy	NIL
III.	the capital investment on energy conservation equipments	The company is involved in EPC Business, hence no major impact on the cost of production/construction

Technology Absorption

I.	the efforts made towards technology absorption	The Company develops in-house technology and is not dependent on any outside technology/source.
II.	the benefits derived like product improvement, cost reduction, product development or import substitution	Improvements in quality, Reduction in cost Development of Product.
III.	in case of imported technology (imported during the last three years reckoned from the beginning of the financial year)- (a) the details of technology imported (b) the year of import; (c) whether the technology been fully absorbed (d) if not fully absorbed, areas where absorption has not taken place, and the reasons thereof	NIL
IV.	the expenditure incurred on Research and Development	

Foreign Exchange Earnings and Outgo

In respect of foreign Currency transactions details are mentioned in Director's Report.

Form No. AOC 1

Annexure-A

Statement Containing salient features of the financial statement of Subsidiary/ Associate Companies/ Joint Ventures (Pursuant to first Provision to sub section (3) of Section 129 read with rules 5 of the Companies (Accounts), Rules,2014)

Part “A” Subsidiary Companies

(in ₹ Crore)

Sr.No.	Particulars	1	2
1.	Name of Subsidiary Company	Brahmaputra Concrete Private Limited	Brahmaputra Concrete (Bengal) Private Limited
2.	Reporting Period for the Concern Subsidiary, if different	Reporting Period of Subsidiary and Holding Company are same	Reporting Period of Subsidiary and Holding Company are same
3.	Reporting Currency and exchange rates as on last date of the relevant financial year in case of foreign Subsidiaries	Indian- Domestic Company, Reporting Currency INR	Indian- Domestic Company, Reporting Currency INR
4.	Share Capital	0.45	0.021
5.	Reserve & Surplus	(4.67)	(1.02)
6.	Total Assets	0.27	0.003
7.	Total Liabilities	4.50	1.01
8.	Investments	-	-
9.	Turnover	-	-
10.	Profit before Taxation	(0.02)	(0.01)
11.	Profit after Taxation	(0.02)	(0.01)
12.	Proposed dividend	-	-
13.	% of Shareholding	100	52.38

Part “B” Associates and Joint Ventures

Statement Pursuant to Section 129 (3) of the Company Act, 2013 Related to Associate and Joint Venture

(in ₹ Crore)

Sr.No.	Particulars	1	2	3
1	Name of Joint Venture	DRA-BLA BCL (JV)	BIL-BLA-GSCO (JV)	GPL-BCL (JV)
2	Last Audited Balance Sheet Date	31-03-2022	31-03-2022	31-03-2022
3	Amount of Investment in Associates/ joint Venture	0.02	0.0015	3.57
4	Extent of Holding %	25%	60 %	49%
5	Description in how the significant influence	N.A.	N.A.	N.A.
6	Reason why Associates/ Joint Ventures not Consolidated	N.A.	N.A.	N.A.
7	Net worth attributable to shareholding as per latest Balance Sheet	3.91	(0.03)	0.02
8	Profit/ Loss of the year	0.09	0.0025	0.17
9	Considered in Consolidation	Yes	Yes	Yes

Sr.No.	Particulars	1	2	3
10	Whether the associates / Joint Ventures Commence Business	Yes	Yes	Yes
11	Whether the associates or Joint Venture liquidated or sold during the year	No	No	No

Form No. AOC-2

(Pursuant to clause (h) of sub-section (3) of section 134 of the Act and Rule 8(2) of the Companies (Accounts) Rules, 2014)

Form for disclosure of particulars of contracts / arrangements entered into by the company with related parties referred to in sub-section (1) of section 188 of the Companies Act, 2013 including certain arms length transactions under third proviso thereto:

1. Details of contracts or arrangements or transactions not at arm's length basis:

Brahmaputra Infrastructure Limited (BIL) has not entered into any contract or arrangement or transaction with its related parties which is not at arm's length during financial year 2021-22. The Company has laid down policies and processes/ procedures so as to ensure compliance to the subject section in the Companies Act, 2013 and the Corresponding Rules. In addition, the process goes through internal and external checking, followed by quarterly reporting to the Audit Committee.

- (a) Name (s) of the related party and nature of relationship : Not Applicable
- (b) Nature of Contracts/arrangements/transactions : Not Applicable
- (c) Duration of the Contracts/ arrangements/transactions: Not applicable
- (d) Salient terms of the Contracts or arrangements or transactions including the value, if any : Not Applicable
- (e) Justification for entering in to such Contracts or arrangements or transactions: Not Applicable
- (f) Date (s) of approval by the Board: Not Applicable
- (g) Amount Paid as advances , if any : Not Applicable
- (h) Date on which the special resolution was passed in general meeting as required under first provision to section 188 B : Not Applicable

2. Details of material contracts or arrangement or transactions at arm's length basis

Detail of related party transactions during the period under review are part of the financial Statements disclosure for related party transactions.

Place: New Delhi
Date: 02.09.2022

By order of the Board of Directors
For **Brahmaputra Infrastructure Limited**

Sanjay Kumar Mozika
Chairman & Joint Managing Director
Din : 00004508

Form No. MGT-9**Annexure B****EXTRACT OF ANNUAL RETURN
as on the financial year ended on March 31, 2022***[Pursuant to Section 92(3) of the Companies Act, 2013 and rule 12(1) of the
Companies (Management and Administration) Rules, 2014]***1. Registration and other details**

1	Cin	:	L55204DL1998PLC095933
2	Registration Details	:	02-09-1998
3	Name of the Company	:	Brahmaputra Infrastructure Limited
4	Category of the company	:	Public Limited Company
5	Address of the company	:	A-7, Mahipalpur, New Delhi-110037
6	Whether Listed Company	:	Listed
7	Name, Address of Registrar Agent	:	Link Intime India Private Limited Noble Heights, 1st Floor, Plot NH2, C-1 Block LSC, Near Savitri Market, Janakpuri, New Delhi- 110058

2. Principal Activities of the Company

All the business activities contributing 10 % or more total turnover of the company shall stated-

Sr.No.	Name and Description of main Products / Services	NIC Code of the Product / Service	% to Total Turnover of the Company
1.	EPC Division	45203	93.25

3. Particulars of Holding, Subsidiary & Joint Ventures of the company

Sr.No.	Name of the Company	CIN / PAN	Status	% of Shares	Applicable Section
1	Brahmaputra Concrete (Bengal) Pvt. Ltd.	U45400DL2007PTC273296	Subsidiary	52.38	2(87) (II)
2	Brahmaputra Concrete Pvt. Ltd.	U26956AS2006PTC008260	Subsidiary	100	2(87) (II)
3	GPL BCL (JV)	AAAG4715F	Joint Venture	49	2(6)
4	DRA BLA BCL (JV)	AAAAD3168P	Joint Venture	25	2(6)
5	BIL-BLA-GSCO (JV)	AABAB9907B	Joint Venture	60	2(6)

4. Shareholding Pattern of Equity Share Capital

Sr.No.	Category of Shareholder	Shares at the Beginning of the Year as on 01.04.2021				Shares at the end of year as on 31.03.2022				% Change during the year
		Demat	Physical	Total	% of Total Shares	Demat	Physical	Total	% of Total Shares	
(A)	Shareholding of Promoter and Promoter Group									
[1]	Indian									
(a)	Individuals / Hindu Undivided Family	8324725	0	8324725	'28.6877	8324725	0	8324725	'28.6877	'0.0000
(b)	Central Government / State Government(s)	0	0	0	'0.0000	0	0	0	'0.0000	'0.0000
(c)	Financial Institutions / Banks	0	0	0	'0.0000	0	0	0	'0.0000	'0.0000
(d)	Any Other (Specify)									
	Bodies Corporate	13163955	0	13163955	'45.3642	13163955	0	13163955	'45.3642	'0.0000
	Sub Total (A)(1)	21488680	0	21488680	'74.0519	21488680	0	21488680	'74.0519	'0.0000
[2]	Foreign									
(a)	Individuals (Non-Resident Individuals / Foreign Individuals)	0	0	0	'0.0000	0	0	0	'0.0000	'0.0000
(b)	Government	0	0	0	'0.0000	0	0	0	'0.0000	'0.0000
(c)	Institutions	0	0	0	'0.0000	0	0	0	'0.0000	'0.0000
(d)	Foreign Portfolio Investor	0	0	0	'0.0000	0	0	0	'0.0000	'0.0000
(e)	Any Other (Specify)									
	Sub Total (A)(2)	0	0	0	'0.0000	0	0	0	'0.0000	'0.0000
	Total Shareholding of Promoter and Promoter Group(A)=(A)(1)+(A)(2)	21488680	0	21488680	'74.0519	21488680	0	21488680	'74.0519	'0.0000
(B)	Public Shareholding									
[1]	Institutions									
(a)	Mutual Funds / UTI	0	122600	122600	'0.4225	0	122600	122600	'0.4225	'0.0000
(b)	Venture Capital Funds	0	0	0	'0.0000	0	0	0	'0.0000	'0.0000
(c)	Alternate Investment Funds	0	0	0	'0.0000	0	0	0	'0.0000	'0.0000
(d)	Foreign Venture Capital Investors	0	0	0	'0.0000	0	0	0	'0.0000	'0.0000
(e)	Foreign Portfolio Investor	0	0	0	'0.0000	0	0	0	'0.0000	'0.0000
(f)	Financial Institutions / Banks	0	0	0	'0.0000	0	0	0	'0.0000	'0.0000
(g)	Insurance Companies	0	0	0	'0.0000	0	0	0	'0.0000	'0.0000
(h)	Provident Funds/ Pension Funds	0	0	0	'0.0000	0	0	0	'0.0000	'0.0000
(i)	Any Other (Specify)									
	Sub Total (B)(1)	0	122600	122600	'0.4225	0	122600	122600	'0.4225	'0.0000

Sr.No.	Category of Shareholder	Shares at the Beginning of the Year as on 01.04.2021				Shares at the end of year as on 31.03.2022				% Change during the year
		Demat	Physical	Total	% of Total Shares	Demat	Physical	Total	% of Total Shares	
[2]	Central Government/ State Government(s)/ President of India									
	Sub Total (B)(2)	0	0	0	'0.0000	0	0	0	'0.0000	'0.0000
[3]	Non-Institutions									
(a)	Individuals									
(i)	Individual shareholders holding nominal share capital upto Rs. 1 lakh.	855196	309040	1164236	'4.0121	938167	309040	1247207	'4.2980	'0.2859
(ii)	Individual shareholders holding nominal share capital in excess of Rs. 1 lakh	2132431	80810	2213241	'7.6270	2256876	80810	2337686	'8.0559	'0.4289
(b)	NBFCs registered with RBI	0	0	0	'0.0000	0	0	0	'0.0000	'0.0000
(d)	Overseas Depositories(holding DRs) (balancing figure)	0	0	0	'0.0000	0	0	0	'0.0000	'0.0000
(c)	Any Other (Specify)									
	Trusts	4450	0	4450	'0.0153	4450	0	4450	'0.0153	'0.0000
	Hindu Undivided Family	290937	0	290937	'1.0026	192776	0	192776	'0.6643	'-0.3383
	Non Resident Indians (Non Repat)	115029	0	115029	'0.3964	114501	0	114501	'0.3946	'-0.0018
	Non Resident Indians (Repat)	162942	0	162942	'0.5615	134535	0	134535	'0.4636	'-0.0979
	Body Corp-Ltd Liability Partnership	0	0	0	'0.0000	10000	0	10000	'0.0345	'0.0345
	Clearing Member	6496	0	6496	'0.0224	6430	0	6430	'0.0222	'-0.0002
	Bodies Corporate	3449789	0	3449789	'11.8883	3359535	0	3359535	'11.5773	'-0.3110
	Sub Total (B)(3)	7017270	389850	7407120	'25.5256	7017270	389850	7407120	'25.5256	'0.0000
	Total Public Shareholding(B) = (B)(1)+(B)(2)+(B)(3)	7017270	512450	7529720	'25.9481	7017270	512450	7529720	'25.9481	'0.0000
	Total (A)+(B)	28505950	512450	29018400	'100.0000	28505950	512450	29018400	'100.0000	'0.0000
(C)	Non Promoter - Non Public									
	(C1) Shares Underlying DRs									
[1]	Custodian/DR Holder	0	0	0	'0.0000	0	0	0	'0.0000	'0.0000
	(C2) Shares Held By Employee Trust									
[2]	Employee Benefit Trust (under SEBI (Share based Employee Benefit) Regulations, 2014)	0	0	0	'0.0000	0	0	0	'0.0000	'0.0000
	Total (A)+(B)+(C)	28505950	512450	29018400	'100.0000	28505950	512450	29018400	'100.0000	

Share Holding of Promoters of Equity Share Capital

Sr.No.	Name	Shareholding at the beginning of the year 01.04.2021			Shareholding at the end of the year 31.03.2022			% change in shareholding during the year
		No. of Shares	% of shares	% of shares Pledged / encumbered to total shares	No. of Shares	% of shares	% of shares Pledged / encumbered to total shares	
1	M. L. SINGHI AND ASSOCIATES PRIVATE LIMITED	5461475	'18.8207	'18.8207	5461475	'18.8207	'18.8207	'0.0000
2	BRAHMAPUTRA FINLEASE PRIVATE LIMITED	3920819	'13.5115	'13.5115	3920819	'13.5115	'13.5115	'0.0000
3	BRAHMAPUTRA HOLDINGS PRIVATE LIMITED	3339161	'11.5070	'11.5070	3339161	'11.5070	'11.5070	'0.0000
4	SURESH KUMAR PRITHANI	1699983	'5.8583	'5.8583	1699983	'5.8583	'5.8583	'0.0000
5	SANJEEV KUMAR PRITHANI	1481534	'5.1055	'5.1055	1481534	'5.1055	'5.1055	'0.0000
6	MANOJ KUMAR PRITHANI	1426533	'4.9160	'4.9160	1426533	'4.9160	'4.9160	'0.0000
7	SIW PRASAD AGARWALLA	852625	'2.9382	'2.9382	852625	'2.9382	'2.9382	'0.0000
8	SIW PRASAD AGARWALLA (HUF)	665000	'2.2916	'2.2916	665000	'2.2916	'2.2916	'0.0000
9	GEETA DEVI AGARWALLA	496300	'1.7103	'1.7103	496300	'1.7103	'1.7103	'0.0000
10	BRAHMAPUTRA PROJECTS LIMITED	442500	'1.5249	'1.5249	442500	'1.5249	'1.5249	'0.0000
11	SURESH KUMAR PRITHANI (HUF)	439500	'1.5146	'1.5146	439500	'1.5146	'1.5146	'0.0000
12	KIRAN PRITHANI	261000	'0.8994	'0.8994	261000	'0.8994	'0.8994	'0.0000
13	MANOJ KUMAR PRITHANI (HUF)	240000	'0.8271	'0.8271	240000	'0.8271	'0.8271	'0.0000
14	ANITA PRITHANI	226000	'0.7788	'0.7788	226000	'0.7788	'0.7788	'0.0000
15	SANJAY KUMAR MOZIKA	203000	'0.6996	'0.6996	203000	'0.6996	'0.6996	'0.0000
16	SHOBNA PRITHANI	183250	'0.6315	'0.6315	183250	'0.6315	'0.6315	0.0000
17	SANJEEV KUMAR PRITHANI (HUF)	150000	'0.5169	'0.5169	150000	'0.5169	0.5169	0.0000
	Total	21488680	74.0519	74.0519	21488680	74.0519	74.0519	0.0000

Shareholding Pattern of Top Ten Shareholders of Equity Share Capital

Sr No.	Name & Type of Transaction	Shareholding at the beginning of the year - 2021		Transactions during the year		Cumulative Shareholding at the end of the year - 2022	
		No. of Shares Held	% of total Shares of the Company	Date of Transaction	No. of shares	No. of Shares Held	% of total Shares of the Company
1	M. L. Singhi And Associates Private Limited	5461475	18.8207			5461475	18.8207
	At The End Of The Year					5461475	18.8207
2	Brahmaputra Finlease Private Limited	3920819	13.5115			3920819	13.5115
	At The End Of The Year					3920819	13.5115
3	Brahmaputra Holdings Private Limited	3339161	11.5070			3339161	11.5070
	At The End Of The Year					3339161	11.5070
4	Suresh Kumar Prithani	1699983	5.8583			1699983	5.8583
	At The End Of The Year					1699983	5.8583
5	Sanjeev Kumar Prithani	1481534	5.1055			1481534	5.1055
	At The End Of The Year					1481534	5.1055
6	Manoj Kumar Prithani	1426533	4.9160			1426533	4.9160
	At The End Of The Year					1426533	4.9160
7	Siw Prasad Agarwalla	852625	2.9382			852625	2.9382
	At The End Of The Year					852625	2.9382
8	Siw Prasad Agarwalla (HUF)	665000	2.2916			665000	2.2916
	At The End Of The Year					665000	2.2916
9	Geeta Devi Agarwalla	496300	1.7103			496300	1.7103
	At The End Of The Year					496300	1.7103
10	Brahmaputra Projects Limited	442500	1.5249			442500	1.5249
	At The End Of The Year					442500	1.5249
11	Suresh Kumar Prithani (HUF)	439500	1.5146			439500	1.5146
	At The End Of The Year					439500	1.5146
12	Kiran Prithani	261000	0.8994			261000	0.8994
	At The End Of The Year					261000	0.8994

Sr No.	Name & Type of Transaction	Shareholding at the beginning of the year - 2021		Transactions during the year		Cumulative Shareholding at the end of the year - 2022	
		No. of Shares Held	% of total Shares of the Company	Date of Transaction	No. of shares	No. of Shares Held	% of total Shares of the Company
13	Manoj Kumar Prithani (HUF)	240000	0.8271			240000	0.8271
	At The End Of The Year					240000	0.8271
14	Anita Prithani	226000	0.7788			226000	0.7788
	At The End Of The Year					226000	0.7788
15	Sanjay Kumar Mozika	203000	0.6996			203000	0.6996
	At The End Of The Year					203000	0.6996
16	Shobna Prithani	183250	0.6315			183250	0.6315
	At The End Of The Year					183250	0.6315
17	Sanjeev Kumar Prithani (HUF)	150000	0.5169			150000	0.5169
	At The End Of The Year					150000	0.5169

- Note:
1. Paid up Share Capital of the Company (Face Value Rs. 10.00) at the end of the year is 29018400 Shares.
 2. The details of holding has been clubbed based on PAN.
 3. % of total Shares of the Company is based on the paid up Capital of the Company at the end of the Year.

Sr No.	Name & Type of Transaction	Shares	Benpos_Date
1	BRAHMAPUTRA PROJECTS LIMITED	442500	31/03/2021
2	BRAHMAPUTRA PROJECTS LIMITED	442500	31/03/2022
3	BRAHMAPUTRA FINLEASE PRIVATE LIMITED	3920819	31/03/2021
4	BRAHMAPUTRA FINLEASE PRIVATE LIMITED	3920819	31/03/2022
5	M. L. SINGHI AND ASSOCIATES PRIVATE LIMITED	5461475	31/03/2021
6	M. L. SINGHI AND ASSOCIATES PRIVATE LIMITED	5461475	31/03/2022
7	MANOJ KUMAR PRITHANI (HUF)	240000	31/03/2021
8	MANOJ KUMAR PRITHANI (HUF)	240000	31/03/2022
9	SURESH KUMAR PRITHANI (HUF)	439500	31/03/2021
10	SURESH KUMAR PRITHANI (HUF)	439500	31/03/2022
11	SANJEEV KUMAR PRITHANI (HUF)	150000	31/03/2021

Sr No.	Name & Type of Transaction	Shares	Benpos_Date
12	SANJEEV KUMAR PRITHANI (HUF)	150000	31/03/2022
13	BRAHMAPUTRA HOLDINGS PRIVATE LIMITED	3339161	31/03/2021
14	BRAHMAPUTRA HOLDINGS PRIVATE LIMITED	3339161	31/03/2022
15	SHOBNA PRITHANI	183250	31/03/2021
16	SHOBNA PRITHANI	183250	31/03/2022
17	SIW PRASAD AGARWALLA (HUF)	665000	31/03/2021
18	SIW PRASAD AGARWALLA (HUF)	665000	31/03/2022
19	GEETA DEVI AGARWALLA	496300	31/03/2021
20	GEETA DEVI AGARWALLA	496300	31/03/2022
21	SIW PRASAD AGARWALLA	852625	31/03/2021
22	SIW PRASAD AGARWALLA	852625	31/03/2022
23	KIRAN PRITHANI	261000	31/03/2021
24	KIRAN PRITHANI	261000	31/03/2022
25	SURESH KUMAR PRITHANI	1699983	31/03/2021
26	SURESH KUMAR PRITHANI	1699983	31/03/2022
27	SANJEEV KUMAR PRITHANI	1481534	31/03/2021
28	SANJEEV KUMAR PRITHANI	1481534	31/03/2022
29	ANITA PRITHANI	226000	31/03/2021
30	ANITA PRITHANI	226000	31/03/2022
31	MANOJ KUMAR PRITHANI	1426533	31/03/2021
32	MANOJ KUMAR PRITHANI	1426533	31/03/2022
33	SANJAY KUMAR MOZIKA	203000	31/03/2021
34	SANJAY KUMAR MOZIKA	203000	31/03/2022

MGT-9 IV. Shareholding Pattern of Top Ten Shareholders

Sr No.	Name & Type of Transaction	Shareholding at the beginning of the year - 2021		Transactions during the year		Cumulative Shareholding at the end of the year - 2022	
		No. of Shares Held	% of total Shares of the Company	Date of Transaction	No. of shares	No. of Shares Held	% of total Shares of the Company
1	FE SECURITIES PVT	1265850	4.3622			1265850	4.3622
	Transfer			09 Apr 2021	2229	1268079	4.3699
	Transfer			16 Apr 2021	5	1268084	4.3699
	Transfer			23 Apr 2021	5810	1273894	4.3900
	Transfer			30 Apr 2021	1367	1275261	4.3947
	Transfer			07 May 2021	22410	1297671	4.4719
	Transfer			14 May 2021	19453	1317124	4.5389
	Transfer			28 May 2021	21602	1338726	4.6134
	Transfer			04 Jun 2021	(11510)	1327216	4.5737
	Transfer			18 Jun 2021	7816	1335032	4.6006
	Transfer			25 Jun 2021	(11174)	1323858	4.5621
	Transfer			30 Jun 2021	(3602)	1320256	4.5497
	Transfer			02 Jul 2021	(32481)	1287775	4.4378
	Transfer			09 Jul 2021	(48249)	1239526	4.2715
	Transfer			16 Jul 2021	(7511)	1232015	4.2456
	Transfer			23 Jul 2021	(30990)	1201025	4.1388
	Transfer			30 Jul 2021	(1925)	1199100	4.1322
	Transfer			06 Aug 2021	(1813)	1197287	4.1260
	Transfer			13 Aug 2021	8696	1205983	4.1559
	Transfer			20 Aug 2021	100	1206083	4.1563
	Transfer			27 Aug 2021	14599	1220682	4.2066
	Transfer			03 Sep 2021	(7079)	1213603	4.1822
	Transfer			10 Sep 2021	28933	1242536	4.2819
	Transfer			17 Sep 2021	9304	1251840	4.3140
	Transfer			24 Sep 2021	67496	1319336	4.5465
	Transfer			30 Sep 2021	7622	1326958	4.5728
	Transfer			01 Oct 2021	(5700)	1321258	4.5532

Brahmaputra Infrastructure Limited

Sr No.	Name & Type of Transaction	Shareholding at the beginning of the year - 2021		Transactions during the year		Cumulative Shareholding at the end of the year - 2022	
		No. of Shares Held	% of total Shares of the Company	Date of Transaction	No. of shares	No. of Shares Held	% of total Shares of the Company
	Transfer			08 Oct 2021	(78063)	1243195	4.2842
	Transfer			15 Oct 2021	(153195)	1090000	3.7562
	Transfer			22 Oct 2021	(247765)	842235	2.9024
	Transfer			29 Oct 2021	13757	855992	2.9498
	Transfer			05 Nov 2021	10040	866032	2.9844
	Transfer			12 Nov 2021	24798	890830	3.0699
	Transfer			19 Nov 2021	21505	912335	3.1440
	Transfer			26 Nov 2021	6826	919161	3.1675
	Transfer			03 Dec 2021	12621	931782	3.2110
	Transfer			10 Dec 2021	3114	934896	3.2217
	Transfer			17 Dec 2021	(28642)	906254	3.1230
	Transfer			24 Dec 2021	878	907132	3.1261
	Transfer			31 Dec 2021	(771)	906361	3.1234
	Transfer			07 Jan 2022	(3361)	903000	3.1118
	Transfer			14 Jan 2022	(7132)	895868	3.0872
	Transfer			21 Jan 2022	(9001)	886867	3.0562
	Transfer			28 Jan 2022	(22312)	864555	2.9793
	Transfer			04 Feb 2022	(6217)	858338	2.9579
	Transfer			11 Feb 2022	13936	872274	3.0059
	Transfer			18 Feb 2022	36548	908822	3.1319
	Transfer			25 Feb 2022	17795	926617	3.1932
	Transfer			04 Mar 2022	(7542)	919075	3.1672
	Transfer			11 Mar 2022	4000	923075	3.1810
	Transfer			18 Mar 2022	9806	932881	3.2148
	Transfer			25 Mar 2022	5771	938652	3.2347
	Transfer			31 Mar 2022	11761	950413	3.2752
	At The End Of The Year					950413	3.2752
2	Sharad Kanayalal Shah	645288	2.2237			645288	2.2237

Brahmaputra Infrastructure Limited

Sr No.	Name & Type of Transaction	Shareholding at the beginning of the year - 2021		Transactions during the year		Cumulative Shareholding at the end of the year - 2022	
		No. of Shares Held	% of total Shares of the Company	Date of Transaction	No. of shares	No. of Shares Held	% of total Shares of the Company
	Transfer			30 Apr 2021	59712	705000	2.4295
	Transfer			08 Oct 2021	20000	725000	2.4984
	Transfer			15 Oct 2021	271	725271	2.4993
	Transfer			22 Oct 2021	158150	883421	3.0443
	Transfer			21 Jan 2022	16579	900000	3.1015
	At The End Of The Year					900000	3.1015
3	Duplex Vinimay Private Limited .	577212	1.9891			577212	1.9891
	Transfer			23 Apr 2021	(5000)	572212	1.9719
	Transfer			30 Apr 2021	(17000)	555212	1.9133
	Transfer			07 May 2021	(34307)	520905	1.7951
	Transfer			14 May 2021	(16093)	504812	1.7396
	At The End Of The Year					504812	1.7396
4	Perfect Homfin Pvt	290414	1.0008			290414	1.0008
	Transfer			15 Oct 2021	43763	334177	1.1516
	Transfer			22 Oct 2021	64173	398350	1.3727
	Transfer			19 Nov 2021	(519)	397831	1.3710
	Transfer			21 Jan 2022	(906)	396925	1.3678
	Transfer			18 Feb 2022	15000	411925	1.4195
	Transfer			25 Feb 2022	(4501)	407424	1.4040
	At The End Of The Year					407424	1.4040
5	M. S. V. Fiscal Services Private Limited	331500	1.1424			331500	1.1424
	At The End Of The Year					331500	1.1424
6	Anurag Tie Up Pvt Ltd	0	0.0000			0	0.0000
	Transfer			17 Dec 2021	27410	27410	0.0945
	Transfer			24 Dec 2021	30500	57910	0.1996
	Transfer			31 Dec 2021	20500	78410	0.2702
	Transfer			07 Jan 2022	25500	103910	0.3581
	Transfer			14 Jan 2022	45000	148910	0.5132

Brahmaputra Infrastructure Limited

Sr No.	Name & Type of Transaction	Shareholding at the beginning of the year - 2021		Transactions during the year		Cumulative Shareholding at the end of the year - 2022	
		No. of Shares Held	% of total Shares of the Company	Date of Transaction	No. of shares	No. of Shares Held	% of total Shares of the Company
	Transfer			21 Jan 2022	5000	153910	0.5304
	Transfer			04 Feb 2022	28347	182257	0.6281
	Transfer			11 Feb 2022	21000	203257	0.7004
	Transfer			04 Mar 2022	500	203757	0.7022
	Transfer			25 Mar 2022	30000	233757	0.8055
	At The End Of The Year					233757	0.8055
7	Vishnupriya Vintrade Private Limited	0	0.0000			0	0.0000
	Transfer			04 Feb 2022	214000	214000	0.7375
	At The End Of The Year					214000	0.7375
8	Sunil Aggarwal	206221	0.7107			206221	0.7107
	At The End Of The Year					206221	0.7107
9	Brahmaputравалley Infrastructures Pvt. Ltd.	188284	0.6488			188284	0.6488
	Transfer			15 Oct 2021	(1284)	187000	0.6444
	At The End Of The Year					187000	0.6444
10	Raman Sobti	189680	0.6537			189680	0.6537
	Transfer			17 Sep 2021	(6931)	182749	0.6298
	Transfer			15 Oct 2021	(55611)	127138	0.4381
	Transfer			22 Oct 2021	9842	136980	0.4720
	Transfer			29 Oct 2021	4803	141783	0.4886
	Transfer			24 Dec 2021	2961	144744	0.4988
	At The End Of The Year					144744	0.4988
11	Crb Trustee Ltd A/c Crb Mutual Fund	122600	0.4225			122600	0.4225
	At The End Of The Year					122600	0.4225
12	Galore Suppliers Private Limited	150500	0.5186			150500	0.5186
	Transfer			04 Feb 2022	(150500)	0	0.0000
	At The End Of The Year					0	0.0000

- Note: 1. Paid up Share Capital of the Company (Face Value Rs. 10.00) at the end of the year is 29018400 Shares.
2. The details of holding has been clubbed based on PAN.
3. % of total Shares of the Company is based on the paid up Capital of the Company at the end of the Year.

Sr No.	Name & Type of Transaction	Shares	Benpos_Date
1	Crb Trustee Ltd A/c Crb Mutual Fund	122600	31/03/2021
2	Crb Trustee Ltd A/c Crb Mutual Fund	122600	31/03/2022
3	Fe Securities Pvt	1265850	31/03/2021
4	Fe Securities Pvt	950413	31/03/2022
5	Galore Suppliers Private Limited	150500	31/03/2021
6	Perfect Homfin Pvt	290414	31/03/2021
7	Perfect Homfin Pvt	407424	31/03/2022
8	Brahmaputравалley Infrastructures Private Limited	188284	31/03/2021
9	Brahmaputравалley Infrastructures Private Limited	187000	31/03/2022
10	M. S. V. Fiscal Services Private Limited	331500	31/03/2021
11	M. S. V. Fiscal Services Private Limited	331500	31/03/2022
12	Duplex Vinimay Private Limited .	577212	31/03/2021
13	Duplex Vinimay Private Limited .	504812	31/03/2022
14	Vishnupriya Vintrade Private Limited	214000	31/03/2022
15	Anurag Tie Up Pvt Ltd	233757	31/03/2022
16	Raman Sobti	189680	31/03/2021
17	Raman Sobti	144744	31/03/2022
18	Sharad Kanayalal Shah	645288	31/03/2021
19	Sharad Kanayalal Shah	900000	31/03/2022
20	Sunil Aggarwal	114401	31/03/2021
21	Sunil Aggarwal	114401	31/03/2022
22	Sunil Aggarwal	91820	31/03/2021
23	Sunil Aggarwal	91820	31/03/2022

5. Indebtedness of the company

(in ₹ Crore)

Sr.No.	Particulars	Secured Loans (Excluding Deposits)	Unsecured Loans	Deposits	Total Indebtedness
	Indebtedness at the Beginning of the year				
(i)	Principal amount	102.26	20.04	-	122.30
(ii)	Interest Due but not paid	37.69		-	37.69
(iii)	Interest accrued but not due	-	-	-	-
	Total (I +II+III)	139.95	20.04	-	159.99
	Change in Indebtedness during the financial year	11.02	2.96		
	Addition	45.40			
	Reduction				
	Net Change	56.43	2.96		59.39
	Indebtedness at the end of financial year				
(i)	Principal amount	113.28	23.00	-	136.28
(ii)	Interest due but not paid	83.09		-	83.09
(iii)	Interest accrued but not due	-	-	-	-
	Total (I +II+III)	196.38	23.00	-	219.38

6. (A) Remuneration of Director & Key Managerial Personnel

There is no payment of Managerial Remuneration to any of the directors of the Company during the period under review.

(B) Remuneration to other Directors (Refer Corporate Governance for details)

(in Rs.)

Sr.No.	Particulars of Remuneration	Fee for Attending Board / Committee Meetings	Commission	Others, Please Specify	Total Amount
1	Sh. N.N.Batabyal	1,20,000	-	-	1,20,000
2	Smt. Anju Kumari	60,000	-	-	60,000
3	Sh. Lalit Kumar	60,000	-	-	60,000
	Total	2,40,000	-	-	2,40,000

(C) Remuneration to Key Managerial Personnel other than MD/ WTD/ MANAGER

(in Rs.)

Sr.No.	Particulars of Remuneration	Key Managerial Personnel		Total Amount
		Sh. Manoj Kumar Prithani (CEO)	Mr. Vivek Malhotra (AGM Finance & Company Secretary)	
1	Gross salary			
(a)	Salary as per provisions contained in Section 17(1) of the Income-tax Act, 1961	16,80,000	11,10,000	27,90,000
(b)	Value of perquisites u/s 17(2) of the Income tax Act, 1961	29,43,686		29,43,686
(c)	Profits in lieu of salary under Section 17(3) of the Income tax Act, 1961			
	Stock Option			
	Sweat Equity			
	Commission- as % of profit			
	Others, Allowances			
	Total (A)	46,23,686	11,10,000	57,33,686

7. PENALTIES / PUNISHMENT/ COMPOUNDING OF OFFENCES:

There were no penalties, punishment or compounding of offences during the year ended March 31, 2022 except the following.

Sr.No.	Particulars	Details of Violation	Details of action take by i.e. fine, warning letter, debarment etc.
1.	Submission of Annual Return to the Stock Exchange	Delay in submission of Annual Report	Penalty imposed on the Company as per the non-compliance of Regulation 34(1), of LODR, 2015.
2.	Un- Audited financial Results 31st December 2021	Delay in filing Un-audited financial results	Company has filed an application for waiver of fine to the respective authority.
3.	Audited financial Results 31st March 2022	Delay in filing of Audited Results.	Penalty is imposed by the respective stock exchange under circular SEBI/HO/CFD/CMD/CIR/P/2020/12 Dated January 22, 2020.

Annexure - C

FORM No. MR-3

SECRETARIAL AUDIT REPORT

For the Financial Year ended on 31st March, 2022

[Pursuant to section 204(1) of the Companies Act, 2013 and rule No.9 of the Companies (Appointment and Remuneration Personnel) Rules, 2014]

To,

The Members,

Brahmaputra Infrastructure Limited

R.O. A-7, Main Mahipalpur, New Delhi -110037

We have conducted the Secretarial Audit of the compliance of applicable statutory provisions and the adherence to good corporate practices by **Brahmaputra Infrastructure Limited (CIN: L55204DL1998PLC095933** (hereinafter called the company). Secretarial Audit was conducted in a manner that provided us a reasonable basis for evaluating the corporate conducts/statutory compliances and expressing my opinion thereon.

Based on our verification of the company's books, papers, minute books, forms and returns filed and other records maintained by the company and also the information provided by the Company, its officers, agents and authorized representatives during the conduct of Secretarial Audit, We hereby report that in our opinion, the company has during the audit period covering the financial year ended on **31st March, 2022** complied with the statutory provisions listed here under and also that the Company has adequate Board-processes and compliance-mechanism in place to the extent, in the manner and subject to the reporting made hereinafter:

1. We have examined the books, papers, minute books, forms and returns filed and other records maintained by Brahmaputra Infrastructure Limited for the financial year ended on 31st March, 2022 according to the provisions of:
 - (a) The Companies Act, 2013 (the Act) and the Rules made there under;
 - (b) The Securities Contracts (Regulation) Act, 1956 (SCRA) and the rules made there under;
 - (c) The Depositories Act, 1996 and the Regulations and Bye-laws framed there under;
 - (d) Foreign Exchange Management Act, 1999 (FEMA) and rules and regulations made there under.
2. The following Regulations and Guidelines prescribed under the Securities and Exchange Board of India Act, 1992 (SEBI Act):-
 - (a) The Securities and Exchange Board of India (Substantial Acquisition of Shares and Takeovers) Regulations, 2011.
 - (b) The Securities and Exchange Board of India (Prohibition of Insider Trading) Regulations, 1992 and Securities and Exchange Board of India (Prohibition of Insider Trading) Regulations, 2015.
 - (c) The Securities and Exchange Board of India (Issue of Capital and Disclosure Requirements) Regulations, 2018.
 - (d) The Securities and Exchange Board of India (Issue and Listing of Debt Securities) Regulations, 2008. **(Not applicable on the Company).**
 - (e) The Securities and Exchange Board of India (Registrars to an Issue and Share Transfer Agents) Regulations, 1993 regarding the Companies Act and dealing with client.
 - (f) The Securities and Exchange Board of India (Delisting of Equity Shares) Regulations, 2021 **(Not applicable as the Company has not delist / propose to delist its equity Shares from any stock exchange during the financial year under review).**
 - (g) The Securities and Exchange Board of India (Buyback of Securities) Regulations, 2018. **(Not applicable the Company has not bought buy back / Propose to buyback any of its securities during the financial year under review).**

Based on the findings during the course of Audit we report that:

There is a delay in compliance of **Regulation-33 / 34(1), of LODR 2015** in filing and publishing the results disclosures with Stock Exchange during the period under review:

Sr.No.	Particulars	Details of Violation	Details of action take by i.e. fine, warning letter, debarment etc.
1.	Submission of Annual Return to the Stock Exchange	Delay in submission of Annual Report	Penalty imposed on the Company as per the non-compliance of Regulation 34(1), of LODR, 2015.
2.	Un-Audited financial Results 31st December 2021	Delay in filing Un-audited financial results	Company has filed an application for waiver of fine to the respective authority.
3.	Audited financial Results 31st March 2022	Delay in filing of Audited Results.	Penalty is imposed by the respective stock exchange under circular SEBI/HO/CFD/CMD/CIR/P/2020/12 Dated January 22, 2020.

Apart from the above mentioned delayed Compliances, there was no non- Compliance by the Company and no other Penalties were imposed by the Stock Exchange or SEBI or any other Statutory authority for any matter to Capital markets.

3. We have also examined Compliance with the other applicable Acts:

- (a) Payment of Wages Act, 1936, and rules made there under,
- (b) The Minimum Wages Act, 1948, and rules made there under,
- (c) Employees' State Insurance Act, 1948, and rules made there under,
- (e) The Employees' Provident Fund and Miscellaneous Provisions Act, 1952, and rules made there under,
- (f) The Payment of Bonus Act, 1965, and rules made there under,
- (g) Payment of Gratuity Act, 1972, and rules made there under,
- (g) Air Pollution Act 1981
- (h) Water Pollution Act 1974 and any other Acts, which is applicable for the Company.

4. We have also examined compliance with the applicable clauses of the following:

- (a) Secretarial Standards issued by The Institute of Company Secretaries of India on Meetings of the Board of Directors and General Meeting.
- (b) The Listing Agreements entered into by the Company with BSE Limited read with the Securities and Exchange Board of India (Listing Obligations and Disclosure Requirements) Regulations, 2015.

During the financial year under report, the Company has complied with the provisions of the Companies Act 2013, to the extent applicable and the Rules, Regulations, Guidelines and Standards mentioned below:

- (i) Minutes of Board meeting, General Meetings and Committees Meeting is properly maintained as per secretarial standard issued by Institute of Company Secretaries of India.
- (ii) Statutory Register in respect of allotment of shares, Director, Related Party Transactions is properly

maintained.

(iii) The Company has adequate system for prevention of Sexual Harassment of women at workplace under the Sexual Harassment of Women at Workplace (Prevention, Prohibition and Redressal) Act, 2013 by establishing Sexual Harassment Committee.

(iv) Company has also not informed any dispute arises or complained made against the company during the period of audit.

We have not examined compliance by the Company with applicable financial laws, like direct and indirect tax laws, since the same have been subject to review by statutory financial audit and other designated professionals.

5. We have relied on the information and representation made by the Company and its Officers for Systems and mechanism formed by the Company for Compliances under applicable Acts, Laws, and regulations to the Company.
6. We further report that:
 - (a) The Board of Directors of the Company is duly constituted with proper balance of Executive Directors, Non-Executive Directors and Independent Directors. The changes in the composition of the Board of Directors that took place during the period under review were carried out in compliance with the provisions of the Act.
 - (b) Adequate notice is given to all directors to schedule the Board Meetings, agenda and detailed notes on agenda were sent at least seven days in advance, and a system exists for seeking and obtaining further information and clarifications on the agenda items before the meeting and for meaningful participation at the Meeting.
 - (c) Majority decision is carried through while the dissenting members' views are captured and recorded as part of the minutes.
 - (d) During the period under review company has not increased its authorized Share Capital.
 - (e) During the period under review company has not issued any of the non convertible debentures.
7. We further report that there are adequate systems and processes in the company commensurate with the size and operations of the company to monitor and ensure compliance with applicable laws, rules, regulations and guidelines.

Place : Vaishali
Date : 27th August 2022

Sachin Kumar Shrivastva
(Company Secretary in Practice)
CP No. 21674
UDIN : A055362D000849694

Note:

This report is to be read with our letter of even date by the Secretarial Auditor, which is annexed as 'ANNEXURE- A' and forms an integral part of this report, which is available on the website of the Company.

Annexure - A

The Members,
Brahmaputra Infrastructure Limited
A-7, Main Mahipalpur,
New Delhi -110037

Our report of even date is to be read along with this letter.

1. Maintenance of secretarial record is the responsibility of the management of the company. Our responsibility is to express an opinion on these secretarial records based on our audit.
2. We have followed the audit practices and processes as were appropriate to obtain reasonable assurance about the correctness of the contents of the Secretarial records. The verification was done on test basis to ensure that correct facts are reflected in secretarial records. We believe that the processes and practices, we followed provide a reasonable basis for our opinion.
3. We have not verified the correctness and appropriateness of financial records and Books of Accounts of the company.
4. Where ever required, we have obtained the Management representation about the compliance of laws, rules and regulations and happening of events etc.
5. The compliance of the provisions of Corporate and other applicable laws, rules, regulations, standards is the responsibility of management. Our examination was limited to the verification of procedures on test basis.
6. The Secretarial Audit report is neither an assurance as to the future viability of the company nor of the efficiency or effectiveness with which the management has conducted the affairs of the company.

Place : Vaishali
Date : 27th August 2022

Sachin Kumar Shrivastva
(Company Secretary in Practice)
CP No. 21674

Nomination and Remuneration Policy

(Annexure – D)

1. Title

This Policy will be called “Nomination and Remuneration Policy”

2. Introduction

Pursuant to Section 178 of the Companies Act, 2013 and Regulation 27 (2), of LODR, 2015 the Board of Directors of every listed Company and such other class or classes of companies, as may be prescribed, shall constitute the “Nomination and Remuneration Committee”. In order to align with the provisions of the Companies Act, 2013 and the Regulation 27(2), of LODR, 2015 the Board of Directors have changed the nomenclature of the “Remuneration Committee” as “Nomination and Remuneration Committee”. The “Nomination and Remuneration Committee” has formulated the “Nomination and Remuneration policy” which has also been approved by the Board of Directors of the Company.

The “Nomination and Remuneration Committee” and this Policy shall be in compliance with Section 178 of the Companies Act, 2013 read along with the applicable rules thereto and Regulation 27(2), of LODR, 2015 .

3. Objective

The objective of this policy is to lay down a framework in relation to remuneration of Directors, Key Managerial Personnel and Senior Management personnel. The Key objective of the committee would be:

- To guide the Board in relation to appointment and removal of Directors, Key Managerial Personnel and Senior Management.
- To recommend to the Board the Remuneration payable to the Directors, Key Managerial Personnel and Senior Management personnel.
- To evaluate the performance of the members of the Board and provide necessary report to the Board for further evaluation of the Board.

4. Applicability

This policy is applicable to Directors, Key Managerial Personnel and Senior Management.

5. Definitions

- **Board** means the Board of Directors of the Company.
- **Company** means Brahmaputra Infrastructure Limited.
- **Director** means Directors of the Company.
- **Policy** means “Nomination and Remuneration policy” as amended from time to time.
- **Committee** means “Nomination and Remuneration Committee”.

Key Managerial Personnel means

- Managing Director or Chief Executive Officer or a Manager or a Whole-time director
- Chief Financial Officer
- Company Secretary
- such other officer as may be prescribed

Senior Management means personnel of the company who are members of its core management team excluding the Board of Directors, comprising all members of the management one level below the Executive Directors including Functional Heads.

Executive Director/Managing Director means a Director who is in the whole time employment of the Company and includes a Whole time Director.

Nomination & Remuneration Committee means the Committee of the Board constituted as such under the provisions of section 178 of the Companies Act, 2013 and as per Regulation 27(2), of LODR, 2015.

Non-Executive Director means a Director who is not in the whole time employment of the Company and includes an Independent Director.

Independent Director means a Director referred to in section 149 of the Companies Act, 2013 and as per the the Regulation 27(2), of LODR, 2015

6. Interpretation

The terms that have not been defined in this policy shall have the same meaning as assigned to them in the Companies Act, 2013, Listing Agreement and/or any other rules/laws/ regulations as amended from time to time.

7. Role and Duties of the Committee

The Role and Duties of the committee inter alia will be as follows:

- To recommend to the Board the appointment and removal of Directors, Key Managerial Personnel and Senior Management.
- To recommend to the Board the Remuneration payable to the Directors, Key Managerial Personnel and Senior Management personnel.
- To formulate a criteria for determining qualifications, positive attributes and independence of a Director and to recommend to the Board the Policy relating to remuneration for Directors, Key Managerial Personnel and Senior Management.
- Formulate criteria for evaluation of the Independent Directors and the Board.
- To carry out evaluation of every Director's performance.
- Ensure that level and composition of remuneration is reasonable and sufficient, the relationship of remuneration to performance is clear and meets appropriate performance benchmarks.
- To retain, motivate and promote talent and to ensure long term sustainability of talented managerial persons and create competitive advantage.
- Identify persons who are qualified to become Directors and who may be appointed in Senior Management in accordance with the criteria laid down in this policy.
- To ensure that as per the prevailing HR policy of the Company there is an appropriate induction program for newly appointed Key Managerial Personnel new Senior Management personnel.
- To provide the Key Managerial Personnel and Senior Management personnel with reward based fixed and incentive pay which is directly linked to their efforts, performance, dedication, achievement and operations of the Company.
- To recommend to the Board the appointment, removal and the remuneration payable to a relative of a Director.
- To assist the Board in fulfilling its responsibilities.
- To perform such other functions as may be necessary or appropriate for the performance of its duties.

8. Membership / Constitution of the Committee

- The Committee shall comprise of at least three (3) Directors, all of whom shall be Non-Executive Directors and at least half shall be Independent.
- The Chairman of the Committee shall be an Independent Director.
- The Chairperson of the Company (whether executive or non-executive) may be appointed as a Member of the Committee but shall not Chair the Committee.
- In the absence of the Chairman, the members of the Committee present at the meeting shall choose one amongst them to act as the Chairman.
- The Board shall reconstitute the Committee as and when required to comply with the provisions of the Companies Act, 2013, Listing Agreement and any other applicable statutory requirement.

9. Quorum

Minimum two (2) Directors will constitute a quorum for the Committee meeting.

10. Appointment and Removal of Directors, Key Managerial Personnel and Senior Management

10.1 Selection of Directors, key Managerial Personnel and Senior Management

The selection of Directors can be made in any of the following ways:

- on recommendation of the Chairman or any other Director
- by way of recruitment from outside
- by way of selection from the data bank of Independent Directors maintained by the Government
- from within the Company hierarchy.

The selection of Key Managerial Personnel and Senior Management can be made in any of the following ways:

- by way of recruitment from outside
- from within the Company hierarchy
- or any other way as governed by the prevailing HR. Policy.

10.2 Appointment Criteria and Qualifications:

- The person should possess adequate qualification, expertise, skills and experience for the position he / she is considered for appointment. The Committee has the discretion to decide whether qualification, expertise and experience possessed by a person are sufficient / satisfactory for the concerned position.
- Before appointment, the Company shall identify and ascertain the integrity, qualification, expertise and experience of the person for appointment as Director, Key Managerial Personnel and Senior Management Personnel.
- The Committee shall approve the remuneration as well as the appointment, made by the HR Department/ Company of the Senior Management personnel and put forward it the Board. The same shall be done after considering the integrity, qualification, expertise and experience of the person appointed.
- The Committee may call and seek the help of the head of HR Department or any other Company Official including the recommender or a Key Managerial Personnel while approving the appointment.

10.3 Term / Tenure

a) Managing Director/Whole-time Director/Executive Director/Manager:

- The Company shall appoint or re-appoint any person as its Managing Director, Executive Chairman or Executive Director or Whole Time Director for a term not exceeding five years at a time.
- The Company shall not appoint or continue the employment of any person as Managing Director/ Executive Chairman/ Whole-time Director/Manager who has attained the age of seventy years. Provided that the term of the person holding this position may be extended beyond the age of seventy years with the approval of the shareholders by passing a special resolution based on the explanatory statement annexed to the notice for such motion indicating the justification for extension of appointment beyond seventy years.

b) Independent Director:

- An Independent Director shall hold office for a term up to five consecutive years on the Board of the Company and will be eligible for re-appointment on passing of a special resolution by the Company and disclosure of such appointment in the Board's report.
- No Independent Director shall hold office for more than two consecutive terms, but such Independent Director shall be eligible for appointment after expiry of three years of ceasing to become an Independent Director. Provided that an Independent Director shall not, during the said period of three years, be appointed in or be associated with the Company in any other capacity, either directly or indirectly.

c) Key Managerial Personnel and Senior Management:

- The tenure and terms of appointment of Key Managerial Personnel and Senior Management will be as per the prevailing HR. policy of the Company or as per the applicable provisions of the Companies Act 2013.

10.4 Evaluation

- The Committee shall carry out evaluation of performance of every Director at regular interval (yearly).

10.5 Retirement

- The Director, Key Managerial Personnel and Senior Management Personnel shall retire as per the applicable provisions of the Companies Act 2013 or as per the prevailing HR policy of the Company. They can be retained in the same position/ remuneration or otherwise even after attaining the retirement age, for the benefit of the Company.

10.6 Removal

- Due to reasons for any disqualification/misconduct/fraud mentioned in the Act or under any other applicable Act, rules and regulations thereunder, the Committee may recommend, to the Board with reasons recorded in writing, removal of a Director, Key Managerial Personnel or Senior Management Personnel subject to the provisions and compliance of the said Act, rules and regulations.

11. Remuneration of Directors, key Managerial Personnel and Senior Management

a) Remuneration to Managing Director/Whole-time Director/Executive Director/Manager:

- The Remuneration/ Compensation/ Commission etc. to be paid to Director /Managing Director etc. shall be governed as per provisions of the Companies Act, 2013 and rules made there under or any other enactment for the time being in force.

b) Remuneration to Non- Executive / Independent Director:

- The Non-Executive Independent Director may receive remuneration / compensation /commission as per the provisions of Companies Act, 2013. The amount of sitting fees shall be subject to ceiling/ limits as provided under Companies Act, 2013 and rules made there under or any other enactment for the time being in force.

c) Remuneration to Key Managerial Personnel and Senior Management:

- The Remuneration/Compensation /Commission payable to the Key Managerial Personnel and Senior Management shall be as per the prevailing HR policy of the Company or as per the provisions of the Companies Act, 2013 and rules made there under or any other enactment for the time being in force.

12. Review and Amendments

- The Committee or the Board may review the policy as and when it deems necessary.
- The Board of Directors or the Committee or the Company Secretary shall have the power to amend any of the provisions of this Policy, substitute any of the provisions with new provisions or replace this Policy entirely with a new Policy.

Annexure–E

VIGIL MECHANISM / WHISTLE BLOWER POLICY

PREAMBLE

Section 177 of the Companies Act, 2013 read with Rules 7 of Companies (Meeting of Board and its Powers) 2014 requires that every listed company and such class or classes of companies, as may be prescribed to establish a vigil mechanism for the Directors and employees to report genuine concerns in such manner as may be prescribed.

The Company has adopted a Code of Conduct for Directors and Senior Management Personnel (“the Code”), which lays down the principles and standards that should govern the actions of the Directors and Senior Management Personnel.

Any actual or potential violation of the Code, howsoever insignificant or perceived as such, is a matter of serious concern for the Company. Such a vigil mechanism shall provide for adequate safeguards against victimization of persons who use such mechanism and also make provision for direct access to the chairperson of the Audit Committee in appropriate or exceptional cases.

The Securities and Exchange Board of India (Prohibition of Insider Trading) Regulations, 2015, as amended from time to time prescribes that all listed companies should have a whistle blower policy to enable employees to report instances of leak of unpublished price sensitive information.

Regulation 22 of the SEBI (Listing Obligations and Disclosure Requirements) Regulations, 2015, inter alia, provides to formulate a vigil mechanism for directors and employees to report genuine concerns which provide for adequate safeguards against victimization of director(s) or employee(s) or any other person who avail the mechanism and also provide for direct access to the chairperson of the audit committee in appropriate or exceptional cases.

POLICY

In compliance of the above requirements, Brahmaputra Infrastructure Limited, (BIL), has established a Vigil (Whistle Blower) Mechanism and formulated a Policy in order to provide a framework for responsible and secure whistle blowing/vigil mechanism.

POLICY OBJECTIVES

The Vigil (Whistle Blower) Mechanism aims to provide a channel to the Directors and employees to report genuine concerns about unethical behavior, actual or suspected fraud or violation of the Codes of Conduct or policy.

The Company is committed to adhere to the highest standards of ethical, moral and legal conduct of business operations and in order to maintain these standards, the Company encourages its employees, who have genuine concerns about suspected misconduct to come forward and express these concerns without fear of punishment or unfair treatment.

The mechanism provides for adequate safeguards against victimization of Directors and employees to avail of the mechanism and also provide for direct access to the Chairman of the Audit Committee in exceptional cases.

This neither releases employees from their duty of confidentiality in the course of their work nor can it be used as a route for raising malicious or unfounded allegations about a personal situation.

DEFINITIONS

The definitions of some of the key terms used in this Policy are given below:-

‘Audit Committee’ means the Audit Committee constituted by the Board of Director of the Company in accordance with the Companies Act, 2013 and read with Clause 49 of the Listing Agreement with the Stock Exchanges.

“Employee” means every present employee of the Company (whether working in India or abroad), including the Directors of the Company.

“Protected Disclosure” means a written communication of a concern made in good faith, which discloses or demonstrates information that may evidence an unethical or improper activity under the title “SCOPE OF THE POLICY” with respect to the Company. It should be factual and not speculative and should contain as much specific information as possible to allow for proper assessment of the nature and extent of the concern.

“Subject” means a person or group of persons against or in relation to whom a Protected Disclosure is made or evidence gathered during the course of an investigation.

“Vigilance Officer” is a person, nominated/appointed to receive protected disclosures from whistle blowers, maintaining records thereof, placing the same before the Audit Committee for its disposal and informing the Whistle Blower the result thereof.

“Whistle Blower” is a Director or employee who makes a Protected Disclosure under this Policy and also referred in this policy as complainant.

SCOPE OF THE POLICY

The Policy is an extension of the Code of Conduct for Directors & Senior Management Personnel and covers disclosure of any unethical and improper or malpractices and events which have taken place/ suspected to take place involving:

1. Breach of the Company’s Code of Conduct
2. Breach of Business Integrity and Ethics
3. Breach of terms and conditions of employment and rules thereof
4. Intentional Financial irregularities, including fraud, or suspected fraud
5. Deliberate violation of laws/regulations
6. Gross or Willful Negligence causing substantial and specific danger to health, safety and environment
7. Manipulation of company data/records
8. Pilferation of confidential/propriety information
9. Gross Wastage/misappropriation of Company funds/ assets
10. Misuse or abuse of Authority
11. And other matter or activity of which the interest of Companies is affected and formally reported by whistle Blower.
12. Leak of unpublished price sensitive information

ELIGIBILITY

All Directors and Employees of the Company are eligible to make Protected Disclosures under the Policy in relation to matters concerning the Company.

PROCEDURE

All Protected Disclosures should be reported in writing by the complainant as soon as possible, not later than 30 days after the Whistle Blower becomes aware of the same and should either be typed or written in a legible handwriting in English.

The Protected Disclosure should be submitted under a covering letter signed by the complainant in a closed and secured envelope and should be super scribed as “Protected disclosure under the Whistle Blower policy” or sent through email with the subject “Protected disclosure under the Whistle Blower policy”.

If the complaint is not super scribed and closed as mentioned above, the protected disclosure will be dealt with as if a normal disclosure.

All Protected Disclosures should be addressed to the Vigilance Officer of the Company or to the Chairman of the Audit Committee in exceptional cases.

The contact details of the Vigilance Officer are as under:- *Designation: Company Secretary & Compliance Officer
Brahmaputra Infrastructure Limited A-7, Mahipalpur, Brahmaputra House, New Delhi- 110037

E-mail: cs@brahmaputragroup.com

In order to protect the identity of the complainant, the Vigilance Officer will not issue any acknowledgement to the complainants and they are advised neither to write their name / address on the envelope nor enter into any further correspondence with the Vigilance Officer.

Anonymous / Pseudonymous disclosure shall not be entertained by the Vigilance Officer.

On receipt of the protected disclosure the Vigilance Officer shall detach the covering letter bearing the identity of the Whistle Blower and process only the Protected Disclosure.

INVESTIGATION

All Protected Disclosures under this policy will be recorded and thoroughly investigated. The Vigilance Officer will carry out an investigation either himself/herself or by involving any other Officer of the Company/ Committee constituted for the same / an outside agency before referring the matter to the Audit Committee of the Company.

The Audit Committee, if deems fit, may call for further information or particulars from the complainant and at its discretion, consider involving any other/additional Officer of the Company and/or Committee and/ or an outside agency for the purpose of investigation.

The investigation by itself would not tantamount to an accusation and is to be treated as a neutral fact finding process.

The investigation shall be completed normally within 90 days of the receipt of the protected disclosure and is extendable by such period as the Audit Committee deems fit.

Any member of the Audit Committee or other officer having any conflict of interest with the matter shall disclose his/her concern /interest forthwith and shall not deal with the matter.

DECISION AND REPORTING

If an investigation leads to a conclusion that an improper or unethical act has been committed, the Chairman of the Audit Committee shall recommend to the Board of Directors of the Company to take such disciplinary or corrective action as it may deem fit.

Any disciplinary or corrective action initiated against the Subject as a result of the findings of an investigation pursuant to this Policy shall adhere to the applicable personnel or staff conduct and disciplinary procedures.

A quarterly report with number of complaints received under the Policy and their outcome shall be placed before the Audit Committee and the Board.

A complainant who makes false allegations of unethical & improper practices or about alleged wrongful conduct of the Subject to the Vigilance Officer or the Audit Committee shall be subject to appropriate disciplinary action in accordance with the rules, procedures and policies of the Company.

CONFIDENTIALITY

The complainant, Vigilance Officer, Members of Audit Committee, the Subject and everybody involved in the process shall, maintain confidentiality of all matters under this Policy, discuss only to the extent or with those persons as required under this policy for completing the process of investigations and keep the papers in safe custody.

PROTECTION

No unfair treatment will be meted out to a Whistle Blower by virtue of his/ her having reported a Protected Disclosure under this policy. Adequate safeguards against victimisation of complainants shall be provided. The Company will take steps to minimize difficulties, which the Whistle Blower may experience as a result of making the Protected Disclosure.

The Whistle Blower may report any violation of the above clause to the Chairman of the Audit Committee, who shall investigate into the same and recommend appropriate disciplinary action against anyone responsible.

The identity of the Whistle Blower shall be kept confidential to the extent possible and permitted under law. Any other employee assisting in the said investigation shall also be protected to the same extent as the Whistle Blower.

DISQUALIFICATIONS

While it will be ensured that genuine Whistle Blowers are accorded complete protection from any kind of unfair treatment as herein set out, any abuse of this protection will warrant disciplinary action.

Protection under this Policy would not mean protection from disciplinary action arising out of false or bogus allegations made by a Whistle Blower knowing it to be false or bogus or with a mala fide intention.

Whistle Blowers, who make any Protected Disclosures, which have been subsequently found to be mala fide, frivolous or malicious, shall be liable to be prosecuted.

ACCESS TO CHAIRMAN OF THE AUDIT COMMITTEE

The Whistle Blower shall have right to access Chairman of the Audit Committee directly in exceptional cases and the Chairman of the Audit Committee is authorized to prescribe suitable directions in this regard.

COMMUNICATION

Directors and Employees shall be informed of the Policy by publishing on the notice board and the website of the Company.

RETENTION OF DOCUMENTS

All Protected disclosures in writing or documented along with the results of Investigation relating thereto, shall be retained by the Company for a period of 5 (five) years or such other period as specified by any other law in force, whichever is more.

AMENDMENT

The Company reserves its right to amend or modify this Policy in whole or in part, at any time without assigning any reason whatsoever. However, no such amendment or modification will be binding on the Directors and employees unless the same is not communicated in the manner described as above.

Annexure - F

Framework for Performance Evaluation of Independent Directors and the Board

As per the provisions of Companies Act, 2013 and LODR, the Nomination and Remuneration Committee (the "Committee") shall lay down the evaluation criteria for performance evaluation of Independent Directors and the Board. Further, the Board is required to monitor and review Board Evaluation Framework. This Framework shall contain the details of Board's self-evaluation framework (including all Committees of the Board and individual directors).

The Board is committed to assess its own performance as a Board in order to identify its strengths and areas in which it may improve its functioning. To that end, the Committee shall establish the following processes for evaluation of performance of Independent Director and the Board:

1. Once a year, the Board will conduct a self-evaluation. It is the responsibility of the Chairman of the Board, supported by the Company Secretary of the Company, to organize the evaluation process and act on its outcome;
2. The Committee shall formulate evaluation criteria for the Board and the Independent Directors which shall be broadly based on:
 - a) Knowledge to perform the role;
 - b) Time and level of participation;
 - c) Performance of duties and level of oversight; and
 - d) Professional conduct and independence.
3. The Board / Independent Directors shall be asked to complete the evaluation forms and submit the same to the Chairman.
4. In terms of Section 134 of the Act, the Board's Report should include a statement indicating a manner in which the Board has done formal annual evaluation of its own performance, performance of Committees and individual Directors of the Company.
5. The evaluation of independent directors shall be done by the entire board of directors which shall include –
 - a) Performance of the directors; and Fulfillment of the independence criteria as specified in LODR regulations and their independence from the management:

Provided that in the above evaluation, the directors who are subject to evaluation shall not participate.

PARTICULARS OF EMPLOYEE

(Annexure – G)

a) Information as per Rule 5(1) of Companies (Appointment and Remuneration of Managerial Personnel) Rules, 2014

Remuneration paid to Whole-time Directors and Key Managerial Personnel

Sr.No.	Name of employee	Designation/ Nature of Duties	Remuneration for FY 21-22 (in R.s.)	% increase in remuneration in FY 21-22	Ratio of Remuneration of each Director to median remuneration of employees
1	Mr. Sanjeev Kumar Prithani	Joint Managing Director	Nil	Nil	Nil
2	Mr. Sanjay Kumar Mozika	Joint Managing Director	Nil	Nil	Nil
3	Mr. Raktim Acharjee	Whole Time Director	Nil	Nil	Nil
4	Mr. Manoj Kumar Prithani	Chief Executive officer	46,23,686	52.59	915.19 %
5	Mr.Vivek Malhotra	Company Secretary	11,10,000	23.33	143.71 %

b) Percentage increase in the median remuneration of employees in the Financial Year.

There is 7.91 Percentage Increase/ (decrease) in the median remuneration of employees other than managerial personnel in the financial year.

c) The number of permanent employees on the rolls of company.

The Company has 76 permanent employees as on March 31, 2022.

d) Average percentile increase already made in the salaries of employees other than the managerial personnel in the last financial year and its comparison with the percentile increase in the managerial remuneration and justification thereof and point out if there are any exceptional circumstances for increase in the managerial remuneration:

The was 7.91% increase in the salaries of employees other than the managerial personnel. There was no exceptional increase in the managerial remuneration.

Notes –

1. The nature of employment is contractual;
2. None of the employee is a relative of any managing director or whole – time director of the company;
3. None of the employee holds 2% or more of the paid up equity share capital of the Company as per clause (iii) of sub rule (2) of Rule 5 of Companies (Appointment and Remuneration of Managerial Personnel) Rules, 2014.
4. No employee of the Company is posted or working in a country outside India;

The Company affirms that the remuneration is paid as per the remuneration policy of the Company.

Place : New Delhi
Date : 02.09.2022

By order of the Board of Directors
For **Brahmaputra Infrastructure Limited**

Sanjay Kumar Mozika
Chairman & Joint Managing Director
Din : 00004508

MANAGEMENT DISCUSSION AND ANALYSIS

Annexure - H

Indian Economy Overview

Introduction

The Indian economy has fully recovered to the pre-pandemic real GDP level of 2019-20, according to the provisional estimates of GDP released on May 31, 2022. Real GDP growth in FY 2021-22 stands at 8.7%, which is 1.5% higher than the real GDP in FY 2019-20. These figures are associated with stronger growth momentum, indicating increased economic demand. The investment rate in the fourth quarter increased to its highest level in the previous nine quarters. Moreover, capacity utilization in the manufacturing sector rose in the fourth quarter, as against the third quarter, implying a build-up in demand, which is consistent with the growth objectives of the Indian economy.

Future capital spending of the government in the Indian economy is expected to be supported by factors such as tax buoyancy, streamlined tax system, thorough assessment and rationalization of the tariff structure and digitization of tax filing. In the medium term, an increase in capital spending on infrastructure and asset-building projects is set to increase growth multipliers. Furthermore, revival in monsoon and Kharif sowing helped the agriculture sector gain momentum. As of July 11, 2022, the South-West monsoon has covered the entire country, resulting in 7% higher rainfall than the normal level.

Market Size

India is the leading sourcing destination across the world, accounting for approximately 55% market share of the US\$ 200-250 billion global services sourcing business in 2019-20.

According to National Association of Software and Service Companies (Nasscom), the Indian IT industry's revenue touched US\$ 227 billion in FY22, a 15.5% YoY growth.

According to Gartner estimates, IT spending in India is expected to increase to US\$ 101.8 billion in 2022 from an estimated US\$ 81.89 billion in 2021.

Indian software product industry is expected to reach US\$ 100 billion by 2025. Indian companies are focusing to invest internationally to expand their global footprint and enhance their global delivery centres.

The data annotation market in India stood at US\$ 250 million in FY20, of which the US market contributed 60% to the overall value. The market is expected to reach US\$ 7 billion by 2030 due to accelerated domestic demand for AI.

Exports from the Indian IT industry stood at US\$ 149 billion in FY21. Export of IT services has been the major contributor, accounting for more than 51% of total IT export (including hardware). BPM and Engineering and R&D (ER&D) and software products export accounted for 20.78% each to total IT exports during FY21. ER&D market is expected to grow to US\$ 42 billion by 2022.

The IT industry added 4.45 lakh new employees in FY22, bringing the total employment in the sector to 50 lakh employees.

Investment/ Developments

Indian IT's core competencies and strengths have attracted significant investment from major countries and companies.

- The computer software and hardware sector in India attracted cumulative foreign direct investment (FDI) inflows worth US\$ 85.51 billion between April 2000-March 2022. The sector ranked 2nd in FDI inflows as per the data released by Department for Promotion of Industry and Internal Trade (DPIIT). Computer software and hardware make up 14.53% of the cumulative FDI inflows.
- In July 2022, the Union Bank of India (UBI) launched a Metaverse Virtual Lounge and Open Banking Sandbox environment in partnership with Tech Mahindra.
- In June 2022, ZStack International, a worldwide market leader in cloud computing, IaaS and PaaS solutions, announced that they were entering into India and the SAARC Region.
- In June 2022, Redington India, an IT provider, entered into a multi-year strategic agreement with Amazon Web Services (AWS) to drive cloud technology adoption in India.

- American-Irish consumer credit reporting company Experian is planning a major expansion of its global innovation centre (GIC) in Hyderabad to about 4,000 employees over the next three to five years. According to sources, GIC will concentrate on employing emerging technologies in the BFSI (banking, financial services, and insurance) sector, including cloud computing, big data analytics, artificial intelligence, and machine learning.
- In 2021, PE investments in the IT sector stood at US\$ 23.4 billion.
- India's IT startup ecosystem has received record investments of nearly US\$ 36 billion in privately held companies in 2021, up from US\$ 11 billion in 2020.
- In March 2022, Licious, India's largest tech-first, fresh animal protein brand, raised US\$ 150 million in a Series F2 funding round.
- In March 2022, Byju's raised US\$ 800 million in funding as part of a pre-IPO round, which values the Bengaluru-based company at about US\$ 22 billion.
- In March 2022, debt marketplace CredAvenue raised US\$ 137 million in a funding round led by Insight Partners, B Capital Group and Dragoneer Investment Group, which propelled the startup's valuation to US\$ 1.3 billion.
- In February 2022, Hasura, a software company which helps developers with tools, raised US\$ 100 million in a fresh funding round led by Greenoaks Capital, which elevate the company into a unicorn.
- In January 2022, Google announced plans to invest US\$ 1 billion in India's Bharti Airtel Ltd. to push India's digital ecosystem.
- Amazon has partnered with Airtel to sell Amazon Web Services (AWS) to its customers and intends to inject US\$ 1.6 billion in their two upcoming data centres in Hyderabad.
- In November 2021, Wipro partnered with TEOCO to build solutions for communication service providers (CSPs) to improve network automation, efficiency, flexibility and reliability.
- In August 2021, Tata Consultancy Services was adjudged a leader in the NelsonHall NEAT for CX Services in Banking, Financial Services and Insurance (BFSI).

Government Initiatives

Some of the major initiatives taken by the Government to promote IT and ITeS sector in India are as follows:

- In April 2022, the Indian Computer Emergency Response Team (CERT-In) issued directions to strengthen the cybersecurity in the country.
- In the Union Budget 2022-23, the allocation for IT and telecom sector stood at Rs. 88,567.57 crore (US\$ 11.58 billion).
- The government introduced the STP Scheme, which is a 100% export-oriented scheme for the development and export of computer software, including export of professional services using communication links or physical media.
- In November 2021, the government launched the Internet Exchange in Uttarakhand to enhance the quality of internet services in the state.
- The Karnataka government has signed three MoUs worth US\$ 13.4 million (Rs. 100.52 crore) to help the state's emerging technology sector.
- In September 2021, the Indian government announced a plan to build a cyber-lab for the 'Online Capacity Building Programme on Crime Investigation, Cyber Law and Digital Forensics' to strengthen cyber security capabilities.
- In September 2021, the Ministry of Electronics and Information Technology (MeitY) organised a workshop under the theme of 'Connecting all Indians' to promote public and private stakeholders' interest in the country and expand internet access to remote areas.
- In September 2021, the Indian government launched the Meghalaya Enterprise Architecture Project (MeghEA) to boost service delivery and governance in the state by leveraging digital technologies, to make Meghalaya a high-income state by 2030.
- In September 2021, the Indian government launched Phase II of Visvesvaraya PhD Scheme to encourage research in 42 emerging technologies in information technology (IT), electronics system design & manufacturing (ESDM) and information technology enabled services (ITES).

- In September 2021, the Indian government inaugurated five National Institute of Electronics & Information Technology (NIELIT) Centres in three North-Eastern states to boost availability of training centres and employment opportunities.
- On July 2, 2021, the Ministry of Heavy Industries and Public Enterprises launched six technology innovation platforms to develop technologies for globally competitive manufacturing in India. The six technology platforms have been developed by IIT Madras, Central Manufacturing Technology Institute (CMTI), International Centre for Automotive Technology (iCAT), Automotive Research Association of India (ARAI), BHEL, and HMT, in association with IISc Bangalore.
- The Department of Telecom, Government of India and Ministry of Communications, Government of Japan, signed an MoU to enhance cooperation in areas of 5G technologies, telecom security and submarine optical fibre cable system.

Road Ahead

India is the topmost offshoring destination for IT companies across the world. Having proven its capabilities in delivering both on-shore and off-shore services to global clients, emerging technologies now offer an entire new gamut of opportunities for top IT firms in India. Indian IT & business services industry is expected to grow to US\$ 19.93 billion by 2025.

In November 2021, Mr. Piyush Goyal, Minister of Commerce and Industry, Consumer Affairs, Food and Public Distribution and Textiles, lauded the Indian IT sector for excelling its competitive strength with zero government interference. He further added that service exports from India has the potential to reach US\$ 1 trillion by 2030.

GDP GROWTH IN 2021-22

As per provisional estimates released by National Statistical Office (NSO), Indian economy in 2021-22 has fully recovered the pre-pandemic real GDP level of 2019-20. This was stated by Union Minister of State for Finance Shri Pankaj Chaudhary in a written reply to a question in Lok Sabha today.

Giving more details, the Minister stated that as per provisional estimates released by National Statistical Office (NSO), Indian economy in 2021-22 has fully recovered the pre-pandemic real GDP level of 2019-20. The real GDP growth in 2021-22 stands at 8.7 per cent, 1.5 per cent higher than the real GDP of 2019-20. Owing to recent global crisis, various international agencies, for FY 2022-23 and FY 2023-24, have revised downward the growth projections of several countries including India but the revised growth for India is still higher than that of major advanced and emerging market economies, the Minister stated.

The Minister stated that the Central Government reduced the Central Excise duty on petrol and diesel by Rs. 8 and Rs. 6 per litre respectively effective from May, 2022 to give a further fillip to the economy and to boost consumption and keep inflation low, thus helping the poor and middle income classes.

At the same time, the Minister stated that the Government's recent initiatives such as an increase in customs duty on gold imports from 10.75 per cent to 15 per cent, imposition of cess of Rs. 17,000 per tonne (by way of special additional excise duty-SAED) on domestic crude and SAED / cess on exports of diesel and aviation turbine fuel shipments at the rate of Rs 11 per litre and Rs 4 per litre, are likely to have a positive impact on Government's tax collections.

The Minister further stated that GST collections in the first quarter of 2022-23 registered a growth of 36.4 per cent compared to the corresponding period of the previous year indicating a stronger revenue position of the Government. A recent revision in GST rates is expected to further boost Government's revenue collections.

Indian Economy in FY 2021-22:

The Union Minister for Finance & Corporate Affairs, Smt. Nirmala Sitharaman presented the Economic Survey 2021-22 in Parliament today. The highlights of the Economic Survey are as follows:

State of the Economy:

- Indian economy estimated to grow by 9.2 percent in real terms in 2021-22 (as per first advanced estimates) subsequent to a contraction of 7.3 percent in 2020-21.
- GDP projected to grow by 8- 8.5 percent in real terms in 2022-23.
- The year ahead poised for a pickup in private sector investment with the financial system in good position to provide support for economy's revival.

- Projection comparable with World Bank and Asian Development Bank's latest forecasts of real GDP growth of 8.7 percent and 7.5 percent respectively for 2022-23.
- As per IMF's latest World Economic Outlook projections, India's real GDP projected to grow at 9 percent in 2021-22 and 2022-23 and at 7.1 percent in 2023-2024, which would make India the fastest growing major economy in the world for all 3 years.
- Agriculture and allied sectors expected to grow by 3.9 percent; industry by 11.8 percent and services sector by 8.2 percent in 2021-22.
- On demand side, consumption estimated to grow by 7.0 percent, Gross Fixed Capital Formation (GFCF) by 15 percent, exports by 16.5 percent and imports by 29.4 percent in 2021-22.
- Macroeconomic stability indicators suggest that the Indian Economy is well placed to take on the challenges of 2022-23.
- Combination of high foreign exchange reserves, sustained foreign direct investment, and rising export earnings will provide adequate buffer against possible global liquidity tapering in 2022-23.
- Economic impact of "second wave" was much smaller than that during the full lockdown phase in 2020-21, though health impact was more severe.
- Government of India's unique response comprised of safety-nets to cushion the impact on vulnerable sections of society and the business sector, significant increase in capital expenditure to spur growth and supply side reforms for a sustained long-term expansion.
- Government's flexible and multi-layered response is partly based on an "Agile" framework that uses feedback-loops, and the use of eighty High Frequency Indicators (HFIs) in an environment of extreme uncertainty.

Fiscal Developments:

- The revenue receipts from the Central Government (April to November, 2021) have gone up by 67.2 percent (YoY) as against an expected growth of 9.6 percent in the 2021-22 Budget Estimates (over 2020-21 Provisional Actuals).
- Gross Tax Revenue registers a growth of over 50 percent during April to November, 2021 in YoY terms. This performance is strong compared to pre-pandemic levels of 2019-2020 also.
- During April-November 2021, Capex has grown by 13.5 percent (YoY) with focus on infrastructure-intensive sectors.
- Sustained revenue collection and a targeted expenditure policy has contained the fiscal deficit for April to November, 2021 at 46.2 percent of BE.
- With the enhanced borrowings on account of COVID-19, the Central Government debt has gone up from 49.1 percent of GDP in 2019-20 to 59.3 percent of GDP in 2020-21, but is expected to follow a declining trajectory with the recovery of the economy.

External Sectors:

- India's merchandise exports and imports rebounded strongly and surpassed pre-COVID levels during the current financial year.
- There was significant pickup in net services with both receipts and payments crossing the pre-pandemic levels, despite weak tourism revenues.
- Net capital flows were higher at US\$ 65.6 billion in the first half of 2021-22, on account of continued inflow of foreign investment, revival in net external commercial borrowings, higher banking capital and additional special drawing rights (SDR) allocation.
- India's external debt rose to US \$ 593.1 billion at end-September 2021, from US \$ 556.8 billion a year earlier, reflecting additional SDR allocation by IMF, coupled with higher commercial borrowings.
- Foreign Exchange Reserves crossed US\$ 600 billion in the first half of 2021-22 and touched US \$ 633.6 billion as of December 31, 2021.
- As of end-November 2021, India was the fourth largest forex reserves holder in the world after China, Japan and Switzerland.

Monetary Management and Financial Intermediation:

- The liquidity in the system remained in surplus.
- Repo rate was maintained at 4 per cent in 2021-22.
- RBI undertook various measures such as G-Sec Acquisition Programme and Special Long-Term Repo Operations to provide further liquidity.
- The economic shock of the pandemic has been weathered well by the commercial banking system:
- YoY Bank credit growth accelerated gradually in 2021-22 from 5.3 per cent in April 2021 to 9.2 per cent as on 31st December 2021.
- The Gross Non-Performing Advances ratio of Scheduled Commercial Banks (SCBs) declined from 11.2 per cent at the end of 2017-18 to 6.9 per cent at the end of September, 2021.
- Net Non-Performing Advances ratio declined from 6 percent to 2.2 per cent during the same period.
- Capital to risk-weighted asset ratio of SCBs continued to increase from 13 per cent in 2013-14 to 16.54 per cent at the end of September 2021.
- The Return on Assets and Return on Equity for Public Sector Banks continued to be positive for the period ending September 2021.
- Exceptional year for the capital markets:
- Rs. 89,066 crore was raised via 75 Initial Public Offering (IPO) issues in April-November 2021, which is much higher than in any year in the last decade.
- Sensex and Nifty scaled up to touch peak at 61,766 and 18,477 on October 18, 2021.
- Among major emerging market economies, Indian markets outperformed peers in April-December 2021.

Prices and Inflation:

- The average headline CPI-Combined inflation moderated to 5.2 per cent in 2021-22 (April-December) from 6.6 per cent in the corresponding period of 2020-21.
- The decline in retail inflation was led by easing of food inflation.
- Food inflation averaged at a low of 2.9 per cent in 2021-22 (April to December) as against 9.1 per cent in the corresponding period last year.
- Effective supply-side management kept prices of most essential commodities under control during the year.
- Proactive measures were taken to contain the price rise in pulses and edible oils.
- Reduction in central excise and subsequent cuts in Value Added Tax by most States helped ease petrol and diesel prices.
- Wholesale inflation based on Wholesale Price Index (WPI) rose to 12.5 per cent during 2021-22 (April to December).
- This has been attributed to:
- Low base in the previous year,
- Pick-up in economic activity,
- Sharp increase in international prices of crude oil and other imported inputs, and
- High freight costs.
- Divergence between CPI-C and WPI Inflation:
- The divergence peaked to 9.6 percentage points in May 2020.
- However, this year there was a reversal in divergence with retail inflation falling below wholesale inflation by 8.0 percentage points in December 2021.
- This divergence can be explained by factors such as:
- Variations due to base effect,

- Difference in scope and coverage of the two indices,
- Price collections,
- Items covered,
- Difference in commodity weights, and
- WPI being more sensitive to cost-push inflation led by imported inputs.
- With the gradual waning of base effect in WPI, the divergence in CPI-C and WPI is also expected to narrow down.

Sustainable Development and Climate Change:

- India's overall score on the NITI Aayog SDG India Index and Dashboard improved to 66 in 2020-21 from 60 in 2019-20 and 57 in 2018-19.
- Number of Front Runners (scoring 65-99) increased to 22 States and UTs in 2020-21 from 10 in 2019-20.
- In North East India, 64 districts were Front Runners and 39 districts were Performers in the NITI Aayog North-Eastern Region District SDG Index 2021-22.
- India has the tenth largest forest area in the world.
- In 2020, India ranked third globally in increasing its forest area during 2010 to 2020.
- In 2020, the forests covered 24% of India's total geographical, accounting for 2% of the world's total forest area.
- In August 2021, the Plastic Waste Management Amendment Rules, 2021, was notified which is aimed at phasing out single use plastic by 2022.
- Draft regulation on Extended Producer Responsibility for plastic packaging was notified.
- The Compliance status of Grossly Polluting Industries (GPIs) located in the Ganga main stem and its tributaries improved from 39% in 2017 to 81% in 2020.
- The consequent reduction in effluent discharge has been from 349.13 millions of litres per day (MLD) in 2017 to 280.20 MLD in 2020.
- The Prime Minister, as a part of the national statement delivered at the 26th Conference of Parties (COP 26) in Glasgow in November 2021, announced ambitious targets to be achieved by 2030 to enable further reduction in emissions.
- The need to start the one-word movement 'LIFE' (Lifestyle for Environment) urging mindful and deliberate utilization instead of mindless and destructive consumption was underlined.

Agriculture and Food Management:

- The Agriculture sector experienced buoyant growth in past two years, accounting for a sizeable 18.8% (2021-22) in Gross Value Added (GVA) of the country registering a growth of 3.6% in 2020-21 and 3.9% in 2021-22.
- Minimum Support Price (MSP) policy is being used to promote crop diversification.
- Net receipts from crop production have increased by 22.6% in the latest Situation Assessment Survey (SAS) compared to SAS Report of 2014.
- Allied sectors including animal husbandry, dairying and fisheries are steadily emerging to be high growth sectors and major drivers of overall growth in agriculture sector.
- The Livestock sector has grown at a CAGR of 8.15% over the last five years ending 2019-20. It has been a stable source of income across groups of agricultural households accounting for about 15% of their average monthly income.
- Government facilitates food processing through various measures of infrastructure development, subsidized transportation and support for formalization of micro food enterprises.
- India runs one of the largest food management programmes in the world.
- Government has further extended the coverage of food security network through schemes like PM Gareeb Kalyan Yojana (PMGKY).

Industry and Infrastructure:

- Index of Industrial Production (IIP) grew at 17.4 percent (YoY) during April-November 2021 as compared to (-)15.3 percent in April-November 2020.
- Capital expenditure for the Indian railways has increased to Rs. 155,181 crores in 2020-21 from an average annual of Rs. 45,980 crores during 2009-14 and it has been budgeted to further increase to Rs. 215,058 crores in 2021-22 – a five times increase in comparison to the 2014 level.
- Extent of road construction per day increased substantially in 2020-21 to 36.5 Kms per day from 28 Kms per day in 2019-20 – a rise of 30.4 percent.
- Net profit to sales ratio of large corporates reached an all-time high of 10.6 percent in in July-September quarter of 2021-22 despite the pandemic (RBI Study).
- Introduction of Production Linked Incentive (PLI) scheme, major boost provided to infrastructure-both physical as well as digital, along with measures to reduce transaction costs and improve ease of doing business, would support the pace of recovery.

Services:

- GVA of services crossed pre-pandemic level in July-September quarter of 2021-22; however, GVA of contact intensive sectors like trade, transport, etc. still remain below pre-pandemic level.
- Overall service Sector GVA is expected to grow by 8.2 percent in 2021-22.
- During April-December 2021, rail freight crossed its pre-pandemic level while air freight and port traffic almost reached their pre-pandemic levels, domestic air and rail passenger traffic are increasing gradually – shows impact of second wave was much more muted as compared to during first wave.
- During the first half of 2021-22, service sector received over US\$ 16.7 billion FDI – accounting for almost 54 percent of total FDI inflows into India.
- IT-BPM services revenue reached US\$ 194 billion in 2020-21, adding 1.38 lakh employees during the same period.
- Major government reforms include, removing telecom regulations in IT-BPO sector and opening up of space sector to private players.
- Services exports surpassed pre-pandemic level in January-March quarter of 2020-21 and grew by 21.6 percent in the first half of 2021-22 - strengthened by global demand for software and IT services exports.
- India has become 3rd largest start-up ecosystem in the world after US and China. Number of new recognized start-ups increased to over 14000 in 2021-22 from 733 in 2016-17.
- 44 Indian start-ups have achieved unicorn status in 2021 taking overall tally of unicorns to 83, most of which are in services sector.

Social Infrastructure and Employment:

- 157.94 crore doses of COVID-19 vaccines administered as on 16th January 2022; 91.39 crore first dose and 66.05 crore second dose.
- With revival of economy, employment indicators bounced back to pre-pandemic levels during last quarter of 2020-21.
- As per the quarterly Periodic Labour Force Survey (PFLS) data up to March 2021, employment in urban sector affected by pandemic has recovered almost to the pre-pandemic level.
- According to Employees Provident Fund Organisation (EPFO) data, formalization of jobs continued during second COVID wave; adverse impact of COVID on formalization of jobs much lower than during the first COVID wave.
- Expenditure on social services (health, education and others) by Centre and States as a proportion of GDP increased from 6.2 % in 2014-15 to 8.6% in 2021-22 (BE)
- As per the National Family Health Survey-5:
- Total Fertility Rate (TFR) came down to 2 in 2019-21 from 2.2 in 2015-16

- Infant Mortality Rate (IMR), under-five mortality rate and institutional births have improved in 2019-21 over year 2015-16
- Under Jal Jeevan Mission (JJM), 83 districts have become 'Har Ghar Jal' districts.
- Increased allotment of funds to Mahatma Gandhi National Rural Employment Guarantee Scheme (MNREGS) to provide buffer for unorganized labour in rural areas during the pandemic.

Our Company's Business overview

We are an Infrastructure company which provides EPC (Engineering, Procurement and Construction) services for Infrastructure Projects in India since 1998. We have the presence on PAN India basis and have a strong presence in Northern, Eastern and North-Eastern parts of India such as Delhi-NCR, Haryana, Punjab, Rajasthan, Uttar Pradesh, West Bengal, Bihar, Assam, Arunachal Pradesh and Mizoram etc. We are executing Infrastructure projects independently and in Joint Ventures.

Over the years, we have built a strong organization base on PAN India basis and have executed and are executing praiseworthy projects in the different states and for different clients for different segments such as Roads, Bridges, Tunnels, Buildings, other Misc works etc , few of the Projects are in Joint Venture.

Fully integrated infrastructure player with in-house capacities

In-house design, engineering, development, construction, operation and management, strong technical team coupled with large equipment bank has enabled the Company to undertake timely completion of projects, without compromising on the quality and profitability. Our robust execution track record, timely completion capabilities, long-term relations with stakeholders and wide geographical presence have been the strong pillars of our growth story.

Multi-state presence with cluster-based approach

Brahmaputra Infrastructure Limited has established itself as an efficient player in sectors such as roads and highways, bridges and airport runways. It has emerged as one of the leading highway development, construction and management companies in the North East Region. The Company has also a diversified presence across multiple business segments and implementation models under infrastructure sector, thus reducing the concentration risk.

As Brahmaputra Infrastructure Limited has headquarters and corporate presence in North India, majority of its projects are located in the northern eastern region part of the country. It has also a very strong presence in Delhi and NCR regions, in Uttar Pradesh, Rajasthan, Haryana, Punjab, Maharashtra and Uttarakhand.

The Company follows a cluster-based approach, with more than half of its total order book consisting of projects from North East region. This has resulted in geographical advantage, optimum utilization of resources, translating into superior operating leverage and profit margins. It also allows the Company to bid at competitive rates and still maintain margin and profitability profile. Given the robust project pipeline in North East region of India, the geographical advantage is likely to favour the Company.

Established relationship with public sector clientele and excellent pre-qualification credentials

Brahmaputra Infrastructure Limited has worked on several projects with various state and central Governments over the last two decades. It has built strong, long-term relationships with key infrastructural development authorities such as the NHAI, MoRTH, Airports Authority of India, HSCC, ESIC, state Public Works Departments and others.

Order Book of the Company as on 31st March 2022 :

(in ₹ Crore)

Sr. No.	Name of the Project	Client	Project Awarded to	JV Portion	Unexecuted order
1	Construction of Assam Hills Medical College & Resreach Institute, Diphu, Karbi Anglong	Mission Director, National Rural Health Mission,	Unity-BIL (JV)	100.00%	33.38
2	CE/CON/B-S/MB/2016/14 (Bridge No. 115) Construction of foundation and sub structure over pile foundation for Tall Bridge including all other ancillary works and protection works in between stations Bairabi and Sairang in connection with the construction of new BG Railway line from Bairabi to Sairang (Mizoram).	Chief Engineer, N.F. Railway, Maligaon, Guwahati	VKGA-BRAHMAPUT RA-TRIBENI (JV)	24.50%	30.20
3	CE/CON/B-S/MB/2016/12 Construction of foundation and sub structure over pile foundation for Tall Bridge no 89 (3x103.50m steel girder) including all other ancillary works and protection works in between stations Bairabi and Sairang in connection with the construction of new BG Railway line from Bairabi to Sairang (Mizoram).	Chief Engineer, N.F. Railway, Maligaon, Guwahati	VKGA-BRAHMAPUT RA-TRIBENI (JV)	24.50%	20.44
4	CE/CON/B-S/MB/2016/15 (Bridge No. 161,162, 163) Construction of foundation and sub structure over pile foundation for Tall Bridge including all other ancillary works and protection works in between stations Bairabi and Sairang in connection with the construction of new BG Railway line from Bairabi to Sairang (Mizoram).	Chief Engineer, N.F. Railway, Maligaon, Guwahati	VKGA-BRAHMAPUT RA-TRIBENI (JV)	24.50%	44.84
5	CE/CON/B-S/TN/2017/06-RT1 Construction of single line BG Cut & Cover Tunnels from Ch. 32075m to 32300m (approx length 225m), Ch. 41800m to 42000m (approx. length 200m), Ch. 47480m to 47650m (approx. length 170m) and Ch. 48535m to 48635m (approx. length 100m) in between stations Kawnpui to Sairang including counterfort retaining wall on pile foundation & protection work along with all other ancillary works in connection with Bairabi to Sairang New BG Railway Line Project.	Chief Engineer, N.F. Railway, Maligaon, Guwahati	OCCPSC-Brahmaputra (JV)	51.00%	40.76
6	Bank protection work from Guimara to Mukadhuji in Palasbari area from Ch. 3000m to 6400 m) including rehabilitation of a spur. Dist - Kamrup	CEO, FREMAA, Guwahati	Brahmaputra Infrastructure Ltd.	100.00%	1.87
7	At KYQ - Construction of Station Building, Platform, Platform Shelter, FOB, Circulating Area, Approach Roads, Drainage system, RCC overhead Tanks, Carriage Watering, Hydrant Pipe lines including shifting of various Service Building and other ancillary works in connection with NBQ-GLPT-KYQ Doubling Project.	Chief Engineer, N.F. Railway, Maligaon	Brahmaputra - MK - Pusphas (JV)	51.00%	93.09
8	(1) Construction of 9.5m carriage way Road Over Bridges in lieu of LC no. S-28 at km 506/2-4 on Amritsar (2) Extension of Bhandari Bridge by constructing parallel additional bridge at Amritsar - Delhi section in the city of Amritsar (3) Construction of 7.5m carriage way ROB in replacement of L-Xing No. B-22 at km 513/9-10, ROB on Amritsar - Atari Railway Line Crossing Khazana Gate to old GT road via Islamabad in Amritsar District along with one way arm to lohgarh gate side.	Amristar Improvement Trust, Ranjit Avenue, Amritsar-143001 (Punjab)	Brahmaputra Infrastructure Ltd. - GaaneshKarti key Construction Pvt. Ltd. (JV)	51.00%	0.66

Sr. No.	Name of the Project	Client	Project Awarded to	JV Portion	Unexecuted order
9	Construction of PMT Married accommodation Phase-1 for HQ Project Udayak at Doomdooma in Assam	Chief Engineer, Project Udayak, PIN 931715, C/o 99 APO	Brahmaputra Infrastructure Ltd.	100.00%	3.56
10	Construction of Medicine Block at JLN Hospital, Ajmer	Ajmer Smart City Ltd., Ajmer	JCC Infracore BIL JV	30.00%	27.30
11	Construction of Pediatrics Block and multi level parking at JLN Hospital, Ajmer	Ajmer Smart City Ltd., Ajmer	JCC Infracore BIL JV	30.00%	20.42
12	Development of Integrated Check Post at Dawki (Meghalaya) along Indo-Bangladesh International Border (Balance works)	Land Ports Authority of India (LPAI), New Delhi	PCPL & BIL (JV)	45.00%	44.44
13	Construction of sub structure and super structure on pile foundation of Major Bridges: Bridge no 501 (3X12.2m PSC slab), 502 (2X61.0m+1X45.7m OWG, excluding super structure), 502A(9x12.2m PSC slab), 504 (3x6.1m PSC slab), 505(2x12.2m+9.15m PSC slab), 506(3x6.1m PSC slab), 507(2x12.2m PSC slab), 508(5x12.2m PSC slab), 509(2x12.2m PSC slab), 509A(3x6.1m PSC slab), 510(3x18.3m composite girder), 510A(3x6.1m PSC slab), 511(8x6.1m PSC slab) with PSC Girder launching and casting = total 13 no bridges including protection works etc, in between Nalbari to Rangiya Km 345/4-5 to Km 359/7-8 in connection with double line work of New Bongaigaon Agthori doubling project	N F Railway	NCDC-Brahmaputra JV-Kamrup	51%	85.43
14	Detailed Design and Construction of ASU Campus and Facilities	Assam Skill Development	Pawan Communication - Brahmaputra Infrastructure Ltd - JV	49.00%	293.88
15	Protection of Cutting and embankment by construction of RCC retaining wall, catch water drain, sub surface drain, shot creting / providing concrete canvas, geo-jute textile turving on slopes, finishing of blanketing material etc. in between station Kawnpui & Sairang (30.00 KM to 49.20 KM) in connection with the the construction of new BG Railway line from Bairabi to Sairang (Mizoram) project.	N F Railway	Brahmaputra Infrastructure Ltd.	100.00%	101.51
16	Construction of Multistorey Surgical Block at JLN Hospital Campus, Ajmer	Ajmer Development Authority	Brahmaputra Infrastructure Ltd.	100.00%	46.31
17	Maintenance work from Km. 1119.814 to Km 1124.514 for Package no AS-28 & from Km 1093.00 to Km 1119.814 for Package no AS-04 of NH-31 in Assam by providing DBM, BC, maintenance of 3 Lane Brahmaputra Bridge including their expansion joints & bearing, providing all necessary signboard, road furniture etc	National Highways Authority of India	Brahmaputra Infrastructure Ltd.	100.00%	7.81

Brahmaputra Infrastructure Limited

Sr. No.	Name of the Project	Client	Project Awarded to	JV Portion	Unexecuted order
18	Maintenance of National Highways from 1040.300 to Km 1093.000 Tihu to Puthimari section of NH-31 in the State of Assam (Length = 52.00 Km) including rectification of long term measures of Black spot locations at Barjar - Suradi, Haripur, Nilbagan & Bhalumakar	National Highways Authority of India	Brahmaputra Infrastructure Ltd.	100.00%	13.17
	Total				909.07

Ongoing Projects of the Company :

Buildings :

- Construction of Assam Hills Medical College & Resreach Institute, Diphu, Karbi Anglong, **Assam**.
- Construction of various building for Ghani Khan Choudhury Institute of Engineering and Technology, Malda, **West bengal**.
- At KYQ - Construction of Station Building, Platform, Platform Shelter, FOB, Circulating Area, Approach Roads, Drainage system, RCC overhead Tanks, Carriage Watering, Hydrant Pipe lines including shifting of various Service Building and other ancillary works in connection with NBQ-GLPT-KYQ Doubling Project (**Assam**).
- Construction of PMT Married accommodation Phase-1 for HQ Project Udayak at Doomdooma in **Assam**.
- Construction of Medicine Block at JLN Hospital, Ajmer, **Rajasthan**.
- Development of Integrated Check Post at Dawki (**Meghalya**) along Indo-Bangladesh International Border (Balance works).
- Detailed Design and Construction of ASU Campus and Facilities (**Assam**).
- Construction of Multistorey Surgical Block at JLN Hospital Campus, Ajmer, **Rajasthan**



Roads and Highways

- Maintenance work from Km 1119.814 to Km 1124.514 for Package no AS-28 & from Km 1093.000 to Km.1119.814 for Package AS-04 of NH-31 in **Assam** by providing DBM, BC, Maintenance of 3 lane Brahmaputra Bridge including their expansion joints & bearing, providing all necessary signboard, road furniture etc.

Flood Protection:

- Raising and strengthening of Adhwara left and right embankment other associated work (**Bihar**).
- Protection of Cutting and embankment by construction of RCC retaining wall, catch water drain, sub surface drain, shot creting/providing concrete canvas, geo-jute textile turfing on slopes, finishing of blanketing material etc. in between station Kawnpui & Sairang (30.00 KM to 49.20 KM) in connection with the the construction of new BG Railway line from Bairabi to Sairang (**Mizoram**) project.



Bridges

- CE/CON/B-S/MB/2016/14 (Bridge No. 115) Construction of foundation and sub structure over pile foundation for Tall Bridge including all other ancillary works and protection works in between stations Bairabi and Sairang in connection with the construction of new BG Railway line from Bairabi to Sairang (**Mizoram**).
- CE/CON/B-S/MB/2016/12 Construction of foundation and sub structure over pile foundation for Tall Bridge no 89 (3x103.50m steel girder) including all other ancillary works and protection works in between stations Bairabi and Sairang in connection with the construction of new BG Railway line from Bairabi to Sairang (**Mizoram**).
- Construction of Flyover including ROB at Maharana Pratap Chowk, Bilaspur, including improvement of slip / service roads and junction, Electrification on design and Built Basis (**Chattisgarh**).
- CE/CON/B-S/MB/2016/15 (Bridge No. 161,162, 163) Construction of foundation and sub structure over pile foundation for Tall Bridge including all other ancillary works and protection works in between stations Bairabi and Sairang in connection with the construction of new BG Railway line from Bairabi to Sairang (**Mizoram**).
- Construction of 9.5m carriage way Road Over Bridges in lieu of LC no. S-28 at km 506/2-4 on Amritsar (2) Extension of Bhandari Bridge by constructing parallel additional bridge at Amritsar - Delhi section in the city of Amritsar (3) Construction of 7.5m carriage way ROB in replacement of L-Xing No. B-22 at km 513/9-10, ROB on Amritsar - Atari Railway Line Crossing Khazana Gate to old GT road via Islamabad in Amritsar District along with one way arm to lohgarh gate side (**Punjab**).

- Construction of sub structure and super structure on pile foundation of Major Bridges: Bridge no 501 (3X12.2m PSC slab), 502 (2X61.0m+1X45.7m OWG, excluding super structure), 502A(9x12.2m PSC slab), 504 (3x6.1m PSC slab), 505(2x12.2m+9.15m PSC slab), 506(3x6.1m PSC slab), 507(2x12.2m PSC slab), 508(5x12.2m PSC slab), 509(2x12.2m PSC slab), 509A(3x6.1m PSC slab), 510(3x18.3m composite girder), 510A(3x6.1m PSC slab), 511(8x6.1m PSC slab) with PSC Girder launching and casting = total 13 no bridges including protection works etc, in between Nalbari to Rangiya Km 345/4-5 to Km 359/7-8 in connection with double line work of New BongaigaonAgthori doubling project (**Assam**)



Tunnels

- CE/CON/B-S/TN/2017/06-RT1 Construction of single line BG Cut & Cover Tunnels from Ch. 32075m to 32300m (approx length 225m), Ch. 41800m to 42000m (approx. length 200m), Ch. 47480m to 47650m (approx. length 170m) and Ch. 48535m to 48635m (approx. length 100m) in between stations Kawnpui to Sairang including counterfort retaining wall on pile foundation & protection work along with all other ancillary works in connection with Bairabi to Sairang New BG Railway Line Project (**Mizoram**).



EXPERIENCED MANAGEMENT TEAM AND BOARD OF DIRECTORS

List of Board of Directors :

Mr . Sanjay Kumar Mozika

Chairman and Joint Managing Director

Over 25 Years of experience in the Construction, infrastructure and allied areas.

Responsible for technical supervision of projects up to completion stage of such Projects.

Mr. Sanjeev Kumar Prithani

Joint Managing Director

Responsible for overall administration and supervision of projects and liaison with agencies.

Mr. Raktim Acharjee

Whole Time Director

Responsible for overall finance, Project Management and administration.

Mr. Narendra Nath Batabyal

Independent Director

He is serving the Board of Directors since 15th October 2018.

Mr. Lalit Kumar

Independent Director

He is serving the Board of Directors since 01st May 2020.

Mrs. Anju Kumari

Independent Director

He is serving the Board of Directors since 29th June 2019.

BIL Strategic Overview:

In this business environment, BIL adopted a two-pronged strategic approach. On the one hand, it looked inwards to create a more competitive and resilient enterprise with clear focus on developing processes, people and a strong performance driven organization culture. On the other, it leveraged the best mix of revised policy and regulatory measures to streamline cash flows and create a suitable platform for continuing business operations efficiently and servicing market opportunities.

On enhancing internal efficiencies, BIL has adopted a management ethos that focuses on achieving a clear set of objectives. The goals include:

- (a) Further enhancing efficiencies in operations across all lines of business including related group companies.
- (b) Addressing the cash flow situation in the core engineering and construction business and also charting a clear strategic and financial blueprint for key investments.
- (c) Translating strategic intent to on-ground commitment of delivering high quality products for all customers.
- (d) Growing the order book with a well distributed portfolio across various segments of the infrastructure industry.
- (e) Emphasising effective deployment of resources for greater productivity and cost optimisation.

By adopting these broad management goals, BIL expects to leverage the collective spirit of its people to chart the Company's turnaround over the next few years. While the turnaround process will be necessarily gradual, it will also involve substantial structural changes, instead of relying only on incremental improvements. With a new executive leadership in place, the platform to embark on this journey was laid out in 2021-2022.

BIL continued with its efforts at securing new orders and maintaining a healthy order book. However, pressures on working capital did affect execution. Consequently revenues remained flat in 2021-2022. Even so, considerable efforts have been made on increasing productivity and cost optimisation across projects at the sites. These have borne positive results, and are now engrained as a part of its continuous improvement mechanism.

In Parallel to the efforts on strengthening its internal capabilities, BIL laid major emphasis on financially restructuring the Company and release as much cash as possible to sustain and grow operations.

BIL Sector wise Performance :

During the financial year 2021-22 , BIL generated revenue from two sectors, EPC and Real Estate details are as follows:

Sr.No.	Segment	Particulars	Amount (in Crores)
1	EPC	Revenue	149.33
		Results	1.68
2	Real Estate Division	Revenue	13.27
		Results	7.69

Internal Control Systems and their Adequacy

BIL has an adequate system of internal control to ensure that the resources of the Company are used efficiently and effectively, all assets are safeguarded and protected against loss from unauthorized use or disposition and the transactions are authorised, recorded and reported correctly, financial and other data are reliable for preparing financial information and other data and for maintaining accountability of assets. The internal control is supplemented by extensive programme, review by management, documented policies, guidelines and procedures.

Human Resource / Industrial relations

With a new strategic imperative, quality of human resources will play a very important role in the future of BIL. The Company is actively working on developing a culture driven by the collective spirit of experience and company-wide ownership. Assignment, empowerment and accountability will be the cornerstone of the people led processes.

In 2021-2022, with BIL growing its order book, resource mobilisation for new projects became a key HR imperative. With the growing number of projects, hiring was also done at the leadership levels in the areas of operations, engineering and design to strengthen the quality of project execution. New talent was also inducted at the middle and junior levels. While adequate number of people were hired for effective execution, there were strong budget controls imposed to effectively balance the twin objectives of growth and cost control. New employee induction and training for the existing employees continued to remain focused on functional, technical and behavioural areas. Safety related training also remained an important area of intervention. With new projects getting awarded and many project managers being new to the BIL system, an exhaustive induction program covering all functions and processes was developed and implemented.

Financial performance and results

The Financial statements have been prepared in compliance with the requirements of the Companies Act and the Accounting Standards issued by the Institute of Chartered Accountants of India.

1. Turnover:

The Company recorded turnover of Rs. 160.13 Crores during the year 2021-22 as against Rs. 141.69 Crores in previous year.

2. Finance costs: Finance costs for the year amounted to Rs. 19.73 Crores as against the previous year of Rs.17.35 Crores.

3. Depreciation: The current year depreciation amounted to Rs. 3.08 Crores as against Rs. 4.22 Crores of previous year.

4. Profit:

a) Profit before Depreciation , Interest and Taxation amounted to Rs. 32.19 Crores as against the previous year of Rs. 22.45 Crores.

b) Profit after tax for the year amounted to Rs. 5.27 Crores as against the previous year of Rs. 0.35 Crores.

5. Property, Plant and Equipment:

During the year PPE of the company is Rs.21.90 Crores as against Rs. 24.00Crores of previous year.

6. Inventories:

Inventories amounted to Rs. 216.70Croresas against Rs.266.51 Crores of previous year.

7. Trade Receivables:

Trade receivables amounted to Rs.59.51 Crores as against Rs.96.47 Crores of previous year.

Cautionary Statement

In this annual report, we have disclosed forward-looking statements and information to enable investors to know our growth prospects and take informed investment decisions. This report and other statements, written and oral, that we periodically make contain forward-looking statements that set out anticipated results based on the management's plans and assumptions. Forward-looking statements are based on certain assumptions and expectations of future events. The achievement of such results is subject to risks, uncertainties and even less than assumptions. Market data and information gathered from various published and unpublished reports and sources, their accuracy, reliability and completeness cannot be assured. We do not undertake to make any announcement in case any of economic scenarios, industry developments and the forward-looking statements become materially incorrect in future or update any development and forward-looking statements made from time to time by or on behalf of the Company.

Dividend Distribution Policy

(Annexure – I)

This Policy will regulate the process of dividend declaration and its pay-out by the Company in accordance with the provisions of the Companies Act, 2013, read with the applicable Rules framed thereunder, as may be in force for the time being (“Companies Act”).

Preamble: Dividend is the payment made by a Company to its shareholders, usually in the form of distribution of its profits. The profits earned by the Company can either be retained in business and used for acquisitions, expansion or diversification, or it can be distributed to the shareholders.

The Company may choose to retain a part of its profits and distribute the balance among its shareholders as dividend. This Policy aims to reconcile between all these needs.

The dividend pay-out of a Company is driven by several factors. Some Companies pay a lower dividend. The idea is to retain profits and invest it for further expansion and modernization of the business. On the other hand, there are Companies which prefer to pay higher dividend.

These Companies may not necessarily be growth oriented companies with greater emphasis on retaining their shareholder base.

The objective of this policy is to ensure a regular dividend income for the shareholders and long term capital appreciation for all stakeholders of the Company. The Company would ensure to strike the right balance between the quantum of dividend paid and amount of profits retained in the business for various purposes. The Board of Directors will refer to the policy while declaring/ recommending dividends on behalf of the Company. Through this policy, the Company would endeavor to maintain a consistent approach to dividend pay-out plans.

The Company believes that it operates in the high potential and fast growing infrastructure segment. This offers huge investment opportunities. Therefore, the retention of surplus funds for future growth will over-ride considerations of returning cash to the shareholders. However, considering the consistent and impressive generation of profits year on year, there is a need to provide greater clarity on the dividend pay-out philosophy of the Company.

Category of Dividends

The Companies Act provides for two forms of Dividend- Final & Interim. The Board of Directors shall have the power to recommend final dividend to the shareholders for their approval in the general meeting of the Company. The Board of Directors shall have the absolute power to declare interim dividend during the financial year, as and when they consider it fit.

Final Dividend

The Final dividend is paid once for the financial year after the annual accounts are prepared. The Board of Directors of the Company has the power to recommend the payment of Final Dividend to the shareholders in a general meeting. The declaration of Final dividend shall be included in the ordinary business items that are required to be transacted at the Annual General Meeting.

Process for approval of Payment of Final Dividend:-

Board to recommend quantum of final dividend payable to shareholders in its meeting in line with this Policy;

- Based on the profits arrived at as per the audited financial statements;
- Shareholders to approve in Annual General Meeting;
- Once in a financial year;

Interim Dividend:

This form of dividend can be declared by the Board of Directors one or more times in a financial year as may be deemed fit by it. The Board of Directors of the Company would declare an interim dividend, as and when considered appropriate, in line with this policy. Normally, the Board could consider declaring an interim dividend after finalization of quarterly (or half yearly) financial accounts. This would be in order to supplement the annual dividend in exceptional circumstances.

Process for approval of Payment of Interim Dividend:-

- Board may declare Interim Dividend at its complete discretion in line with this Policy;
- Based on profits arrived at as per quarterly (or half yearly) financial statements including exceptional items;
- One or more times in a financial year.

Declaration of Dividend

Subject to the provisions of the Companies Act, Dividend shall be declared or paid only out of

- i) Current financial year's profit:
 - a) after providing for depreciation in accordance with law;
 - b) after transferring to reserves such amount as may be prescribed or as may be otherwise considered appropriate by the Board at its discretion.
- ii) The profits for any previous financial year(s):
 - a) after providing for depreciation in accordance with law;
 - b) remaining undistributed; or
- iii) out of i) & ii) both.

In computing the above, the Board may at its discretion, subject to provisions of the law, exclude any or all of (i) extraordinary charges (ii) exceptional charges (iii) one off charges on account of change in law or rules or accounting policies or accounting standards (iv) provisions or write offs on account of impairment in investments (long term or short term) (v) non cash charges pertaining to amortization or ESoP or resulting from change in accounting policies or accounting standards.

The Board may, at its discretion, declare a Special Dividend under certain circumstances such as extraordinary profits from sale of investments.

Factors to be considered while declaring Dividend

The decision regarding dividend pay-out is a crucial decision as it determines the amount of profit to be distributed among shareholders and amount of profit to be retained in business. The Board of Directors will endeavor to take a decision with an objective to enhance shareholders wealth. However, the decision regarding pay-out is subject to several factors and hence, any optimal policy in this regard may be far from obvious.

The Dividend pay-out decision of any company depends upon certain external and internal factors.

External Factors:-

State of Economy- in case of uncertain or recessionary economic and business conditions, Board will endeavour to retain larger part of profits to build up reserves to absorb future shocks.

Industry Segment - When the industry conditions are positive, dividend pay-out can be liberal. However, in case of adverse industry scenario, Board may resort to a conservative dividend pay-out in order to conserve cash outflows.

Statutory Restrictions- The Board will keep in mind the restrictions imposed by Companies Act with regard to declaration of dividend.

Internal Factors:-

Apart from the various external factors aforementioned, the Board will take into account various internal factors while declaring Dividend, which inter alia will include

- i) Profits earned during the year;
- ii) Present & future Capital investments & working capital requirements of the business;
- iii) Brand/ Business Acquisitions;
- iv) Expansion/ Modernization of existing business;
- v) Additional investments in subsidiaries/associates of the Company;
- vi) Fresh investments into external business;
- vii) Any other factor as deemed fit by the Board.

Dividend Range

The Company stands committed to deliver sustainable value to all its stakeholders. The Company will strive to distribute an optimal and appropriate level of the profits earned from business operations, to the shareholders, in the form of dividend. As explained in the earlier part of this Policy, determining the dividend pay-out is dependent upon several factors, both internal and external. Taking into consideration the aforementioned factors, the Board will endeavour to maintain a Dividend pay-out not more than 25% of profits after tax (PAT) on standalone financials. As mentioned above, for computing the PAT for purposes of determining the Dividend, the Board may at its discretion, subject to provisions of the law, exclude any or all of (i) extraordinary charges (ii) exceptional charges (iii) one off charges on account of change in law or rules or accounting policies or accounting standards (iv) provisions or write offs on account of impairment in investments (long term or short term) (v) non cash charges pertaining to amortization or ESOPs or resulting from change in accounting policies or accounting standards. Further, the Board may amend the pay-out range, whenever considered appropriate by it, keeping in mind the aforesaid factors having a bearing on the dividend pay-out decision including declaring a Special Dividend under certain circumstances such as extraordinary profits from sale of investments.

Review

This Policy will be reviewed periodically by the Board.

REPORT ON CORPORATE GOVERNANCE

Your Company is committed to attain the highest standard of Corporate Governance. The Company's Corporate Governance structure plays a pivotal role in realizing this long term goal. It provides the fundamental systems, processes and principles that promote objective decision making, performance based management and a corporate culture that is characterized by integrity and fairness in all dealings. This practice is affected by attempts to align the interests of stakeholders of the Company. Your Company considers Corporate Governance is all about maintaining a valuable relationship and trust with all its stakeholders and considers stakeholders as partners in its success and will remain committed to maximizing its stakeholder's value (shareholders, employees, suppliers, consumers or investors).

Company's Philosophy

Your Company's philosophy in relation to Corporate Governance is to ensure transparent disclosures and reporting that confirms full compliance to the applicable laws, regulations and guidelines, and to promote ethical conduct of the business operation with primary objective of enhancing all stakeholders' value while being a responsible corporate citizen. Your Company is committed to meet the aspirations of all stakeholders. Your Company firmly believes that any meaningful policy on the Corporate Governance must provide empowerment to the executive management of the Company and simultaneously create a mechanism of checks and balances which ensures that the decision making power vested in the executive management are used with care and responsibility to meet shareholders and stakeholders expectations. Your company not only adheres to the prescribed Corporate Governance practices as per the Listing Regulations but also committed to sound Corporate Governance principles and practices.

"In this age of technological revolution and globalization, one has to think globally and act locally in the best interest of value creation and nation building."

Your Board functions through Board of Directors and various committees constituted to oversee specific operational areas with a professional management team below board level. Your Company undertakes to take all necessary steps to comply with code of Corporate Governance on a continuous basis.

Your Directors present the Company's Report on Corporate Governance in compliance with the Regulation 34(3) read with Schedule V of SEBI (Listing Obligations and Disclosure Requirements) Regulations, 2015 (hereinafter referred to as SEBI Listing Regulations) for the financial year 2021-22.

1. BOARD OF DIRECTORS

a) Composition of the Board

The Board of Directors of your Company has an ideal combination of Executive and Non-Executive Directors and is in conformity with the provisions of Companies Act, 2013 and Regulation 17 of the SEBI Listing Regulations, which inter alia stipulates that the Board should have an optimum combination of Executive and Non-executive Directors with at least one Woman Director and not less than fifty percent of the Board should consist of Independent Directors if the chairman of the company is an executive director.

As on 31st March, 2022, your Company board comprised of Six Directors, consisting of three Executive Directors; three Non-Executive Directors (including onewoman director). The Board periodically evaluates the need for change in its size and composition, if required any pursuant to the Companies Act, 2013 and SEBI Listing Regulations.

The composition of the Board of Directors and the category of each Director during the captioned period, to which this Report belongs, are as under:

Sr.No.	Name	Designation	Category
1	Sh. Sanjeev Kumar Prithani	Joint Managing Director	Executive Director
2	Sh. Sanjay Kumar Mozika	Joint Managing Director	Executive Director
3	Sh. Raktim Acharjee	Whole Time Director	Executive Director
4	Sh. N.N. Batabyal	Independent Director	Non- Executive Director

Sr.No.	Name	Designation	Category
5	Smt. Anju Kumari	Independent Director	Non- Executive Director
6	Sh. Lalit Kumar	Independent Director	Non- Executive Director

The Independent Directors belongs to different fields of work such as finance, accounts, civil engineering, medical, strategy and planning, administration etc. The Chairman, Managing Directors and Whole Time Directors have been assigned with clearly defined account abilities and responsibilities. Your Company's Board meets at frequent and regular intervals for planning, assessing and evaluating important business.

b) Role of Board of Directors

Your Company Board comprises qualified directors who bring in the required skills, competence and expertise that allow them to make effective contributions to the board and its committees. The primary role of the Board is that of trusteeship to protect and enhance shareholders value through strategic direction to the company. As trustees, the board has fiduciary responsibility to ensure that the Company has clear goals aligned to shareholders value and its growth. The Board exercise its duty with care, skill and diligence and exercises independent Judgment. It sets strategic goals and seeks accountability for their fulfilment. It also directs and exercises appropriate control to ensure that the Company is managed in a manner that fulfils stakeholders' aspirations and social expectations.

c) Directors' attendance record and details of Directorships/Committee Positions held and name of the listed entities where the person is a director and the category of directorship.

As per Regulation 26(1) of SEBI Listing Regulations, none of the Directors on the Board is a member of more than ten Board-level committees and Chairman of more than five such committees, across all such companies in which he/ she is a Director and per Regulation 17(A) of SEBI Listing Regulations none of the Directors of the Company serves as a director and independent director in more than seven listed companies.

In compliance of the Companies Act, 2013, none of the Directors on the Board hold directorships in more than ten Public Companies. Necessary disclosures regarding Committee positions in other Public Companies as on March 31, 2022 have been made by the Directors.

Attendance of Directors at the Board Meetings, last Annual General Meeting (AGM) and number of other Directorships and Chairmanship / Membership of each Director in various Companies as on 31st March, 2022 is as under:-

Sr.No.	Name	Designation	No. of Shares held	No. of Board Meeting attended	Last AGM Attended	Directorship held in other Indian Companies	Other Committee positions held in Indian Public Limited Companies	
							As Chairman	As Member
1	Sh. Sanjeev Kumar Prithani	Joint Managing Director	14,81,534	6	Yes	Nil	Nil	Nil
2	Sh. Sanjay Kumar Mozika	Joint Managing Director	2,03,000	6	No	Nil	Nil	Nil
3	Sh. Raktim Acharjee	Whole Time Director	Nil	6	Yes	Nil	Nil	Nil
4	Sh. N.N. Batabyal	Independent Director	Nil	6	Yes	1	Nil	Nil
5	Smt. Anju Kumari	Independent Director	Nil	3	Yes	Nil	Nil	Nil
6	Sh. Lalit Kumar	Independent Director	Nil	3	Yes	3	2	Nil

Notes :

1. Directorships held by Directors as mentioned above, do not include directorship held in foreign companies and Companies u/s 8 of the Companies Act, 2013.
2. In other Committee position, Chairmanship / Membership of Audit Committees and Stakeholders' Relationship Committee of public limited companies has been considered only.
3. There is no inter-se relationship between any Directors except Shri. Sanjay Kumar Mozika, Chairman & Joint Managing Director, Shri. Sanjeev Kumar Prithani, Joint Managing Director and Shri. Manoj Kumar Prithani, CEO who are the brothers.

In terms of Schedule V of SEBI Listing Regulations, name of the listed entities where the person is a director and the category of directorship are provided in the table below:-

Sr.No.	Name	Name of the Listed Company where the person is director	Category of Directorship
1	Sh. Sanjeev Kumar Prithani	Brahmaputra Infrastructure Limited	Joint Managing Director
2	Sh. Sanjay Kumar Mozika	Brahmaputra Infrastructure Limited	Joint Managing Director
3	Sh. Raktim Acharjee	Brahmaputra Infrastructure Limited	Whole Time Director
4	Sh. N.N. Batabyal	Brahmaputra Infrastructure Limited	Independent Director
5	Smt. Anju Kumari	Brahmaputra Infrastructure Limited	Independent Director
6	Sh. Lalit Kumar	Brahmaputra Infrastructure Limited	Independent Director

Your Company has received declarations from all the above Independent Directors stating that they meet with the criteria of Independence as prescribed under sub-section (6) of Section 149 of the Companies Act, 2013 and under Reg 25(8) of the SEBI Listing Regulations.

As per the provisions of Sec. 152 of the Companies Act, 2013, Shri Raktim Acharjee Whole Time Director of the Company, retire by rotation, at the ensuing Annual General Meeting and being eligible, offer himself for reappointment.

d) Number of Board Meetings Held

The Board meets at least once in a quarter inter alia to review the quarterly financial results and operations of the Company. In addition, the Board also meets as and when necessary to address specific issues relating to the business. During the year, the Board met Six times i.e. 01st May 2021, 21st August 2021, 22nd September 2021, 12th November 2021, 07th December 2021, 21st February 2021.

The maximum time gap between any two consecutive meetings did not exceed one hundred and twenty days.

e) Information to the Board

A detailed agenda is sent to each Director via email, seven days in advance of the Board Meetings. As a policy, all major decisions involving investments and loans, in addition to matters which statutorily require the approval of the Board are put up for consideration of the Board. All the agenda items are backed by necessary supporting information and documents (except for the critical price sensitive information, which is circulated separately or placed at the meeting) to enable the Board to take informed decisions.

The Board periodically reviews compliance status of laws applicable to the Company, prepared by the Management. Further, the Board also reviews the Annual financial statements of the Unlisted Subsidiary Companies. In addition to the above, pursuant to Regulation 24 of the SEBI Listing Regulations, the Minutes of the Board Meetings of the Company's Unlisted Subsidiary Companies and a statement of all significant transactions and arrangements entered into by the Unlisted Subsidiary Companies are placed before the Board.

Recording Minutes of Proceedings at Board and Committee Meetings

The Company Secretary records minutes of proceedings of each Board and Committee meetings. Draft minutes are circulated to Board/ Committee members for their comments within the stipulated time period. The minutes are entered in the Minutes Book within 30 days from the conclusion of the meeting.

Post Meeting Follow-Up Mechanism

The guidelines for Board and Committee meetings facilitate an effective post meeting follow-up, review and reporting process for decisions taken by the Board and Committees thereof.

Important decisions taken at Board/ Committee meetings are communicated promptly to the concerned Departments/ divisions. Action-taken report on decisions/ minutes of the previous meeting(s) is placed at the succeeding meeting of the Board/Committees for the noting.

f) Details of Equity Shares held by the Non-Executive Directors.

The details of the Equity Shares held by the Non-Executive Director as on March 31, 2022 is given as follows:

Sh. N.N. Batabyal	Nil
Sh. Lalit Kumar	Nil
Smt. Anju Kumari	Nil

g) Induction & Familiarization Programs for Independent Directors:

The Familiarization program aims to provide insight to the Independent Directors to understand the business of the Company. Upon induction, the Independent Directors are familiarized with their roles, rights and responsibilities.

On appointment, the concerned Director is issued a letter of appointment setting out in detail, the terms of appointment, functions, duties and responsibilities. Each newly appointed Independent Director is taken through a familiarization programme. The program aims to familiarize the Directors with the Company, their role and responsibilities, business model of the Company etc.

In addition to the above, the familiarization program for Independent Directors forms part of the Board process. At the quarterly Board meetings of the Company held during the financial year 2021-22, the Independent Directors have been updated on the strategy, operations of the Company performance, developments in the Company and the Company's performance.

Presentations are made regularly to the Board / NRC / Audit Committee (AC) (minutes of AC, NRC, SRC and CSR Committee are circulated to the Board), where Directors get an opportunity to interact with senior managers. Presentations, inter alia, cover business strategies, management structure, policies, management development and succession planning, quarterly and annual results, budgets, review of Internal Audit, risk management framework, operations of subsidiaries and associates, etc. Independent Directors have the freedom to interact with the Company's Management. Interactions happen during Board / Committee meetings, when senior Company personnel are asked to make presentations about performance of their Independent Company (IC) / operational sites, to the Board.

The details of such familiarisation programmes are disclosed on the Company's website at www.Brahmaputragroup.com :

h) Chart or a matrix setting out the skills/expertise/ competence of the board of directors

SEBI (LODR) Regulations, 2015 mandates the listed entities to disclose the required and available expertise of the board on a regular basis so that shareholders could adequately analyze whether a board has a sufficient mix of diverse expertise/skill-sets. A chart or a matrix setting out the skills/ expertise / competence of the board of directors specifying core skills/expertise/competencies identified by the board of directors as required in the context of its business(es) and sector(s) for it to function effectively and those actually available with the board are given hereunder;

1. **Industry Knowledge/Experience-** Expertise in civil work, planning, designing, construction, maintenance & overseeing of assigned projects of roads, highways, airports, bridges etc. Liaising with government authorities and adhering to the guidelines created by the government, local bodies for planning, creating and maintaining the infrastructure. Tendering the projects and hire workers / contractor as per the project requirement
2. **Machines, Equipment & Technical-** Understanding the project requirements and accordingly finalize the required machines and equipment by keeping in mind the latest technology trends. Discussions with different Equipment Suppliers and to finalize the vendor, dealing with purchase dept., procurement of different types of equipment along with their spare parts, its quality check, and transportation to the respective erection sites. Timely inspection and audit of sites working.
3. **Accounting and Finance-** Understand financial statements i.e. balance sheet, profit and loss account, and statement of cash flows, financials ratio, accounts, banking knowledge. Possess the required experience and expertise in finance and accounting being a chief financial officer and chief executive officer of the company. Management of the finance function of an enterprise, resulting in proficiency in complex financial management, capital allocation and financial reporting processes. Maintaining appropriate relationship with the statutory auditors, secretarial auditors, internal auditor and cost auditor of the company. Work for maximizing the interest of shareholders/stakeholders of the company
4. **Board Services and Corporate Governance-** Maintaining the effective board of the company as per required laws & bylaws with the assigned responsibilities and accountabilities with the timely overview. Formation of committees and assigned them with the role and responsibilities of reviewing the financials of the company, maintaining a sound internal control system, policy for the directors and senior executives analyzing the risk for the company etc. To keep check on the compliance of all the corporate governance practices of the company.
5. **Project Management –** Planning the assigned budget, experience of project’s designing, cost and time control, project progressing. Ensure fully utilization of resources with zero wastage policy. Forecast deviation and ensure timely completion of assigned projects
6. **Management Marketing and business Strategy-** Managing all the running sites, toll operation working, toll collection overview, head office management, supervising business operations and marketing.
7. **Administration -** Skills that are required for success in administration working, such as communicating, computing, organizing, planning, scheduling, or staffing at sites and head office of the company.
8. **Leadership-** Extended leadership experience for a significant enterprise, resulting in a practical understanding of organisations, processes, strategic planning, and risk management. Demonstrated strength in developing talent, and maintain inter personal relationship by displaying high integrity and ethical standard

Pursuant to Schedule V of SEBI (LODR) Regulations, 2015, the Board has identified the following skill set with reference to its Business and Industry which are available with the Board:

Name of Director	Industry Knowledge/ Experience	Machine Equipment & Technology	Accounting/ Finance	Board Services/ Corporate Governance	Project Management	Management, Marketing & business strategy	Adminis- tration	Leadership
Sh. Sanjay Kumar Mozika	Yes	Yes	Yes	Yes	Yes	Yes	Yes	Yes
Sh. Sanjeev Kumar Prithani	Yes	Yes	No	No	Yes	Yes	No	Yes
Sh. Raktim Acharjee	Yes	Yes	Yes	Yes	Yes	Yes	Yes	Yes
Sh. N.N. Batabyal	Yes	No	Yes	Yes	No	Yes	Yes	Yes
Sh. Lalit Kumar	Yes	No	Yes	Yes	No	Yes	Yes	Yes
Smt. Anju Kumari	Yes	Yes	Yes	Yes	Yes	Yes	Yes	Yes

Note: Each Director may possess varied combination of skill/expertise with the described set of parameters and it's not necessary that all Director possess all skills/expertise listed therein.

i) Confirmation from Board regarding fulfilment of the independence criteria by IDs

In the opinion of the Board, they hereby confirm that the independent directors of the Company fulfil the conditions specified in SEBI (LODR) Regulations, 2015 and are independent of the management. The Board is also in opinion that there needs to be continuous assessment of the independence criteria. Regulatory requirements for testing the independence of directors are currently based on factual information or checklists. However, true independence is a function of behaviour and an objectiveness being brought to board deliberations and overall decision making.

j) Detailed reasons for the resignation of an independent director

SEBI (LODR) (Amendment) Regulations, 2015 requires the detailed reason for the resignation of an independent director. Before this amendment, Company is required to report detailed reasons for the resignation to only Registrar of Companies in terms of proviso to sec 168(1) of the Companies Act, 2013. Your Company started to follow the practice to record the detailed reason of the director who resigns before the expiry of his tenure along with a confirmation by such director that there are no other material reasons other than those provided.

k) Independent Director databank registration

Pursuant to a notification dated October 22, 2019 issued by the Ministry of Corporate Affairs, All the Directors have completed the registration with the Independent Directors Databank. Requisite disclosures have been received from the Directors in this regard.

II. COMMITTEES OF THE BOARD

The Board of Directors has constituted Six Committees viz. Audit Committee, Nomination and Remuneration Committee, Stakeholders Relationship Committee, Corporate Social Responsibility Committee (CSR), Vigilance & Whistle Blower Committee, Sexual Harassment Committee. All decisions pertaining to the constitution of Committees, appointment of members and fixing of terms of reference / role of the Committees are taken by the Board of Directors. Details of the role and composition of these Committees, including the number of meetings held during the financial year and attendance at meetings, are provided below.

Board and Committee Composition as on March 31, 2022

Name of Director	Board	Audit Committee	Nomination and Remuneration Committee	Stakeholders Relationship Committee	Corporate Social Responsibility (CSR) Committee	Vigilance Committee	Women and Sexual Harassment Committee
Sh. Sanjay Kumar Mozika	Member / Chairperson			Member	Member	Member	Member
Sh. Sanjeev Kumar Prithani	Member / Chairperson						
Sh. Raktim Acharjee	Member	Member					Member
Sh. N. N. Batbayal	Member	Chairperson /Member	Chairperson /Member	Chairperson /Member	Chairperson /Member	Chairperson /Member	Chairperson /Member
Smt. Anju Kumari	Member Chairperson	Member	Member	Member	Member	Member	Member
Sh. Lalit Kumar	Member	Member	Member	Member	Member	Member	

A) AUDIT COMMITTEE

In terms of Reg.18 of SEBI Listing Regulations and Section 177 of the Companies Act, 2013, the Board of Directors of your Company has constituted an Audit Committee. Members of the Audit Committee possess accounting and financial management knowledge. The Company Secretary is the Secretary to the Committee.

The Chairman of the Audit Committee was present at the Annual General Meeting of the Company held on December 30, 2021 to answer the members' queries.

The Audit Committee met Six times i.e. 01st May 2021, 21st August 2021, 22nd September 2021, 12th November 2021, 07th December 2021, 21st February 2021.

The composition of the Audit Committee, no. of meetings and the attendance of its members as on March 31, 2022 are detailed below:

Name of Member	Category	Status	Held during the year	Attended	% of Attendance
Sh. N.N. Batabyal	Chairman/ Member	Independent Director	6	6	100%
Smt. Anju Kumari	Member	Independent Director	6	3	50%
Sh. Raktim Acharjee	Member	Whole Time Director	6	6	100%
Sh. Lalit Kumar	Member	Independent Director	6	3	50%

Terms of reference

The primary objective of the audit committee is to monitor and effective supervision of the Management's financial reporting process, to ensure accurate and timely disclosures, with highest levels of transparency, integrity and quality of financial reporting. The committee oversees the work carried out in the financial reporting process by the Management, the internal auditors and the independent auditors.

All possible measures are taken by the committee to ensure the objectivity and independence of the independence auditors. The scope and function of the Audit Committee is in accordance with Section 177 of the Companies Act, 2013 and Regulation 18 read with Part C of Schedule II to the SEBI (LODR) Regulations, 2015 and its terms of reference include besides other terms as may be referred by the Board of Directors, from time to time. The Audit Committee has also powers inter alia to investigate any activity within its terms of reference and to seek information from any employee of the Company and seek legal and professional advice.

The Minutes of the meeting of the Audit Committee are circulated to all the Members of the Board for noting.

B) Nomination and Remuneration Committee

The Nomination and Remuneration Committee has been constituted to formulate and recommend to the Board all elements of the Appointment and Remuneration package including perquisites payable of the Directors, Managing Directors and Whole Time Directors, Senior Management & other employees.

In terms of Reg. 19 read with Part D of Schedule II to the SEBI (LODR) Regulations, 2015 of SEBI Listing Regulations, and Section 178 of the Companies Act, 2013, the Board of Directors of your Company has constituted this Committee comprising Three Non-Executive and Independent Directors. The Company Secretary is the Secretary to the Committee.

The Minutes of the meeting of the Nomination and Remuneration Committee are circulated to all the Member of the Board.

During the Financial Year 2021-22, Nomination and Remuneration Committee met Six times i.e.01st May 2021, 13th August 2021, 22nd September 2021, 12th November 2021, 07th December 2021, 21st February 2021.

The composition of the Nomination and Remuneration Committee, no. of meetings and the attendance of its members are detailed below:

Name of Member	Category	Status	Held during the year	Attended	% of Attendance
Sh. N.N. Batabyal	Chairman/Member	Independent Director	6	6	100%
Smt. Anju Kumari	Member	Independent Director	6	3	50%
Sh. Lalit Kumar	Member	Independent Director	6	3	50%

Note :**Terms of Reference for the Nomination and Remuneration Committee:**

The Remuneration Committee shall be responsible for, among other things, as may be required by the stock exchanges from time to time, the following:

- a) Formulation of the criteria for determining qualifications, positive attributes and independence of a director and recommend to the Board a policy relating to the remuneration of the directors, key managerial personnel and other employees;
- b) Formulation of criteria for evaluation of independent directors and the Board
- c) Devising a policy on Board diversity;
- d) Identifying persons who are qualified to become directors and who may be appointed in senior management in accordance with the criteria laid down, and recommend to the Board their appointment and removal and Directors performance.
- e) Determining whether to extend or continue the term of appointment of the independent director, on the basis of the report of performance evaluation of independent directors.
- f) Considering and recommending grant of employees stock option, if any, and administration and superintendence of the same;
- g) Recommend to the board, all remuneration, in whatever form, payable to senior management; and
- h) Carrying out any other function contained in the equity listing agreements as and when amended from time to time

Performance Evaluation and Independent Directors Meeting

Pursuant to the provisions of the Companies Act, 2013 and the Listing Regulations, the annual performance evaluation of the Board of Directors, the Committees of the Board and every Director individually for the Financial Year 2021-22 is carried out by the Nomination and Remuneration Committee and Board of Directors. A structured questionnaire was prepared after circulating the draft forms, covering various aspects of the Board's functioning such as adequacy of the composition of the Board and its Committees, Board culture, execution and performance of specific duties, obligations and governance. A consolidated summary of the ratings given by each Director was then prepared. The report of performance evaluation was then discussed and noted by the Board.

The performance evaluation of the Chairman and Managing Director and the Non Independent Directors was carried out by the Independent Directors. The Directors expressed their satisfaction with the evaluation process.

Schedule IV of the Companies Act, 2013 and the Rules made there under mandate that the independent directors of the Company hold at least one meeting in a year, without the attendance of non-independent directors and members of the management. At such meeting the independent directors discuss, among other matters, the performance of the Company and risk faced by it, the flow of information to the Board, competition, strategy, leadership strengths and weaknesses, governance, compliance, Board movements and performance of the executive members of the Board, including the Chairman.

The Board has also framed an Evaluation policy in terms of the requirement of Section 178 of the Companies Act, 2013 and the same is available on your Company's website

C) Stakeholders Relationship Committee

In terms of Reg. 20 of SEBI Listing Regulations, and Section 178 of the Companies Act, 2013, the Board of Directors of your Company has constituted this Committee comprising Independent Directors and one Executive Directors. The Company Secretary is the Secretary to the Committee.

The Minutes of the meeting of the Stakeholders Relationship Committee are circulated to all the Member of the Board.

During the Financial Year 2021-22, Stakeholders Relationship Committee met Six times i.e. 01st May 2021, 13th August 2021, 22nd September 2021, 12th November 2021, 07th December 2021, 21st February 2021.

The composition of the Stakeholders Relationship Committee, no. of meetings and the attendance of its members are detailed below:

Name of Member	Category	Status	Held during the year	Attended	% of Attendance
Sh. N.N. Batabyal	Chairman/Member	Independent Director	6	6	100%
Smt. Anju Kumari	Member	Independent Director	6	3	50%
Sh. Lalit Kumar	Member	Independent Director	6	3	50%
Sh. Sanjay Kumar Mozika	Member	Executive Director	6	6	100%

Terms of Reference for the Stakeholders Relationship Committee:

The Stakeholders Relationship Committee shall be responsible for, among other things, as may be required by the stock exchanges from time to time, the following:

Resolving the grievances of the security holders of the listed entity including complaints related to transfer / transmission of shares, non-receipt of annual report, non-receipt of declared dividends, issue of new/duplicate certificates, general meetings etc.

Review of measures taken for effective exercise of voting rights by shareholders.

- Review of adherence to the service standards adopted by the listed entity in respect of various services being rendered by the Registrar & Share Transfer Agent.
- Review of the various measures and initiatives taken by the listed entity for reducing the quantum of unclaimed dividends and ensuring timely receipt of dividend warrants / annual reports / statutory notices by the shareholders of the company.

During the financial year 2021-22, no queries/complaints were received by the Company from members/ investors, which have been redressed / resolved to date, satisfactorily as shown below:

Details of investor queries/complaints/request received and attended during financial year 2021-22.

Nature of Queries/Complaints	Opening	Received	Resolved	Closing
Transfer/Transmission/Issue of Duplicate Share Certificates	0	0	0	0
Non-receipt of Dividend	0	0	0	0
Dematerialization / Rematerialisation of Shares	0	0	0	0
Others	0	0	0	0

Name and designation of Compliance Officer:

Shri Vivek Malhotra is the Company Secretary and Compliance Officer of the Company.

D) Corporate Social Responsibility Committee:

In accordance with Section 135 of the Companies Act, 2013, the Board of Directors of your Company, has constituted this Committee comprising Independent Directors and one Executive Director. The Company Secretary is the Secretary to the Committee.

The Minutes of the meeting of the Corporate Social Responsibility Committee are circulated to all the Member of the Board.

During the Financial Year 2021-22, Corporate Social Responsibility Committee met Six times i.e. 01st May 2021, 13th August 2021, 22nd September 2021, 12th November 2021, 07th December 2021, 21st February 2021.

The composition of the Corporate Social Responsibility Committee, no. of meetings and the attendance of its members are detailed below:

Name of Member	Category	Status	Held during the year	Attended	% of Attendance
Sh. N.N. Batabyal	Chairman/Member	Independent Director	6	6	100 %
Smt. Anju Kumari	Member	Independent Director	6	3	50 %
Sh. Lalit Kumar	Member	Independent Director	6	3	50 %
Sh. Sanjay Kumar Mozika	Member	Executive Director	6	6	100 %

The Scope and Responsibility of the CSR Committee are:

- I) To formulate a strong and effective Corporate Social Responsibility Policy.
- II) To recommend the activities to be undertaken, as per Sch. VII of the Companies Act, 2013, as and when amended from time to time.
- III) To recommend the amount of expenditure.
- IV) To Monitor the Corporate Social Responsibility Policy and the expenditure
- V) To take steps for formation of any Trust / Society / Company for charitable purpose and get the same registered for the purpose of complying CSR provisions.

Details of the CSR Policy are enclosed in **Annexure - 1**

E) Vigilance Committee & Whistle Blower Mechanisim ;

During the Financial Year 2021-22, Vigilance Committee & Whistle Blower Mechanisim met Six times i.e. 01st May 2021, 13th August 2021, 22nd September 2021, 12th November 2021, 07th December 2021, 21st February 2021. The attendance of each member of the Committee is given below:

Name of Member	Category	Status	Held during the year	Attended	% of Attendance
Sh. N.N. Batabyal	Chairman/Member	Independent Director	6	6	100 %
Smt. Anju Kumari	Member	Independent Director	6	3	50 %
Sh. Sanjay Kumar Mozika	Member	Executive Director	6	6	100 %
Sh. Lalit Kumar	Member	Independent Director	6	3	50 %

F) SEXUAL HARRASEMENT COMMITTEE ;

During the Financial Year 2021-22, Sexual Harassment Committee met Six times i.e. 01st May 2021, 13th August 2021, 22nd September 2021, 12th November 2021, 07th December 2021, 21st February 2021. The attendance of each member of the Committee is given below :

Name of Member	Category	Status	Held during the year	Attended	% of Attendance
Sh. N.N. Batabyal	Chairman/Member	Independent Director	6	6	100 %
Smt. Anju Kumari	Member	Independent Director	6	3	50 %
Sh. Sanjay Kumar Mozika	Member	Executive Director	6	6	100 %
Sh. Raktim Acharjee	Member	Executive Director	6	6	100 %

III. Remuneration to Directors

i. Pecuniary Relationships of the Non-Executive Directors

There were no pecuniary relations or transactions of Non-Executive Directors vis-a-vis the Company other than the sitting fees and reimbursement of expenses incurred by them for the purpose of attending meetings of the Company.

ii. Criteria/Details of remuneration to Non-executive Directors/Independent Directors

Criteria of making payments to non-executive directors are provided in Nomination and Remuneration Policy which can be accessed in website.

Remuneration to Non-Executive, Independent Directors paid as on 31st March 2022.

Director	Sitting fees (Board)	Sitting fees (Committee)	Other Benefits	Total
Sh. N.N. Batabyal	1,20,000	1,20,000		2,40,000
Smt. Anju Kumari	40,000	20,000		60,000
Sh. Lalit Kumar	40,000	20,000		60,000
Total	2,00,000	1,60,000		3,60,000

There is no remuneration paid to Executive Directors for the Financial Year ended 31st March 2022.

The detailed Nomination and Remuneration Policy of your Company has been provided in the Board's Report which forms part of the Annual Report.

IV. SHAREHOLDER INFORMATION**General Body Meetings**

The details of date, location and time of the last three Annual General Meetings held are as follows;

Year ended	Venue	Date	Time	Special Resolution Passed
2020-21	A-7, Mahipalpur, Brahmaputra House, New Delhi, 110037	30-12-2021	02.00 P.M.	Special Resolution were passed for re-appointment of Sh. Sanjay Kumar Mozika as Joint Managing Director of the Company for a tenure of 5 Years.
2019-20	Gokul Garden, WZ-306 T, Data Ram Marg, Palam, Sector-7, Dwarka, (Near Dwarka flyover) New Delhi-110045	30-12-2020	12.00 Noon	No Special Resolution were passed
2018-19	Gokul Garden, WZ-306 T, Data Ram Marg, Palam, Sector-7, Dwarka, (Near Dwarka flyover) New Delhi-110045	30-09-2019	10.00 A.M.	No Special Resolution were passed

Resolution passed through Postal Ballot

There are no postal Ballot passed during the FY 2021-22.

Procedure for Postal Ballot

Prescribed Procedure for Postal Ballot as per the provision contained in this behalf as per the Companies Act, 2013 read with the rules made thereunder as amended from time to time shall be complied whenever necessary.

Means of Communication

In accordance with Regulation 46 of the SEBI Listing Regulations, the Company has maintained a functional website at **www.brahmaputragroup.com** containing information about the Company viz., details of its business, financial information, shareholding pattern, compliance with corporate governance, details of the policies approved by the Company, contact information of the designated official of the Company, who is responsible for assisting and handling investor grievances etc. The contents of the said website are updated from time to time.

The quarterly and annual results are published in Financial Express (English) and Jansatta (Hindi), which are national and local dailies respectively and also displayed on the Company's website for the benefit of the public at large.

Further, your Company disseminates to the Stock Exchanges (i.e. BSE), wherein its equity shares are listed, all mandatory information and price sensitive/ such other information, which in its opinion, are material and/or have a bearing on its performance/ operations and issues press releases, wherever necessary, for the information of the public at large.

For the benefit of the members, a separate email id has been created for member correspondence viz., **cs@brahmaputragroup.com**

V) General Shareholders Information

I)	Annual General Meeting	
1	Date	30 - 09 - 2022
2	Time	2:00 P.M.
3	Venue	Brahmaputra House, A-7, Mahipalpur, New Delhi- 110037
II)	Financial Year	2021 - 2022
	During the financial year under review, the Board Meetings for approval of quarterly and annual financial results were held on the following dates:	
1	1st Quarter Results	22/09/2021
2	2nd Quarter Results	12/11/2021
3	3rd Quarter Results	21/02/2022
4	4th Quarter Results	08/07/2022
	The tentative dates of the Board Meetings for consideration of financial results for the year ending March 31, 2022 are as follows:	
1	1st Quarter Results	12/08/2022
2	2nd Quarter Results	14/11/2022
3	3rd Quarter Results	14/02/2023
4	4th Quarter Results	30/05/2023
III)	Dividend Payment Date	N.A.
IV)	Book Closure Date	24/09/2022 to 30/09/2022
V)	Listing on stock exchanges & payment of listing fees	BSE Limited Floor 25, P.J. Towers, Dalal Street, Mumbai-400 001
		Your Company has paid the annual listing fee for the financial year 2021- 22 to the respective Stock Exchange.
VI)	Stock Scrip Code	BSE : 535693
VII)	ISIN No. for NSDL / CDSL	INE320IO1017
VIII)	Corporate Identification Number	L55204DL1998PLC095933
IX)	Share Transfer System	Your Company has appointed Registrar and Shareholder Transfer Agents for all activities in relation to both physical and electronic share transfer facility

X)	Registrar and Share Transfer Agents	Link Intime India Private Limited C-101, 247 Park, L.B.S. Marg, Vikhroli (West), Mumbai – 400 083 Branch off: - Noble Heights, 1st Floor, Plot NH2, C-1 Block LSC, Near Savitri Market, Janakpuri, New Delhi- 110058
XI)	Electronic Clearing Service (ECS)	Link Intime India Private Limited C-101, 247 Park, L.B.S. Marg, Vikhroli (West), Mumbai – 400 083 Branch off: - Noble Heights, 1st Floor, Plot NH2, C-1 Block LSC, Near Savitri Market, Janakpuri, New Delhi- 110058
XII)	Investor Complaints to be addressed to	Registrar and Share Transfer Agents or to the Company at the address mentioned above.

Stock Market Price Data:

The details of monthly high and low price of the Equity Shares of the Company and its comparison to broad based indices BSE Sensex and NSE Nifty for the fiscal year 2021-22 are as follows.

Month	High	Low	Volume in Rs.
April- 21	20.25	13.60	18,45,895
May-21	17.00	14.75	20,86,870
June-21	20.67	15.05	63,00,935
July-21	19.45	16.25	34,98,490
August-21	19.90	14.35	14,48,888
September-21	22.00	14.40	60,17,604
October-21	38.75	18.35	5,01,02,222
November-21	34.80	27.65	61,83,147
December-21	37.00	29.30	87,77,666
January-22	36.00	30.00	1,38,31,452
February-22	38.00	28.20	1,11,59,834
March- 22	36.50	28.20	48,40,487

Distribution of Shareholding as on March 31, 2022

Sr. No.	Shareholding of Shares			Shareholder	Percentage of Total	Total Shares	Percentage of Total
1	1	to	500	1,712	72.18	1,89,513	0.6531
2	501	to	1000	275	11.59	2,25,992	0.7788
3	1001	to	2000	140	5.90	2,28,033	0.7858
4	2001	to	3000	46	1.94	1,16,724	0.4022
5	3001	to	4000	29	1.22	1,03,776	0.3576
6	4001	to	5000	36	1.52	1,66,192	0.5727
7	5001	to	10000	50	2.11	3,78,713	1.3051
8	More than 10,000			84	3.5413	2,76,09,457	95.1447
	Total			2,372	100	2,90,18,400	100

Pattern of Shareholding as on 31st March, 2022

Category	As at March 31, 2022		As at March 31, 2021	
	Number of shares	% held	Number of shares	% held
Promoter and Promoter Group and Directors and Relatives	21,488,680	74.05	21,488,680	74.05
Foreign Institutional Investors/ FPIs Corporation	-	-	-	-
Public Financial Institutions/ State Financial Corporation/ Insurance Companies	-	-	-	-
Mutual Funds (Indian) and UTI	122,600	0.42	122,600	0.42
Nationalized and other Banks	-	-	-	-
NRI/OCBs	249,036	0.86	277,971	0.95
Public	71,58,084	24.67	71,29,149	24.56

Dematerialisation of shares and Liquidity

As on March 31, 2022, 28,505,950 equity shares representing 98.23% of the total equity share capital of your Company, were held in dematerialised form with National Securities Depository Limited and Central Depository Services (India) Limited. The break-up of equity shares held in Physical and Dematerialised form as on March 31, 2022, is given below:

Sr. No.	Particulars	No. of Shares	Total % of Shares
1	Held in dematerialised form with CDSL	25,645,253	88.38
2	Held in dematerialised form with NSDL	2,860,697	9.85
3	Physical	5,12,450	1.77

The Promoters, Directors and Key Managerial Personnel(s) hold their entire equity shareholding in the Company in dematerialized form in accordance with provisions of the Depositories Act 1996 and regulations made there under.

Your Company's equity shares are regularly traded on the BSE.

Address for Members' Correspondence;

Members are requested to correspond with the Registrars and Share Transfer Agents at the below given address on all matters relating to transfer/ dematerialisation of shares, payment of dividend and any other query relating to Equity Shares of the Company.

(a) Registered Office:

A-7, Mahipalpur, Brahmaputra House,
New Delhi- 110037
Email id : cs@brahmaputragroup.com
Phone : 011-42290200
Web Page : www.brahmaputragroup.com

(b) Corporate Office:

Royal Plaza, 4th Floor,
Opposite International Hospital,
Christian Basti, G.S. Road,
Guwahati- 781005

(c) Registrar & Share Transfer Agent

Link Intime India Private Limited
Noble Heights, 1st Floor, Plot NH2, C-1 Block LSC,
Near Savitri Market, Janakpuri,
New Delhi- 110058
Phone & Fax : 011 49411000 & 011 41410591
Email: delhi@linkintime.co.in
Website: www.linkintime.co.in.

VI) OTHER DISCLOSURES

a) Disclosures regarding the Board of Directors

As per the provisions of the Companies Act, 2013, Shri. Raktim Acharjee (DIN:06722166), Whole Time Director will retire by rotation at the ensuing AGM and being eligible, seeks re-appointment. The Board, based on its evaluation, has recommended his appointment.

b) Related Party Transactions

Details of materially significant related party transactions i.e. transactions of the Company of material in nature with its promoters, the Directors or the management, their subsidiaries or relatives, etc. are presented in the Note to the Financial Statements. All details on the financial and commercial transactions, where Directors may have a potential interest, are provided to the Board. The interested Directors neither participate in the discussion, nor vote on such matters. During the financial year 2021-22, there were no material related party transactions entered by the Company that may have a potential conflict with the interests of the Company.

Your Company has formulated a Policy on Related Party Transactions, which has been uploaded and can be viewed on the Company's website.

c) Vigil Mechanism / Whistle Blower Policy

Your Company has established a mechanism for Directors and employees to report concerns about unethical behaviour, actual or suspected fraud or, violation of the code. It also provides for adequate safeguards against the victimization of employees who avail of the mechanism, and allows direct access to the chairman of the audit committee in exceptional cases.

This is also affirmed that no personnel have been denied access to the Audit Committee.

The Whistle Blower Policy is also displayed on the website of the Company and can be accessed at <https://www.brahmaputragroup.com>.

d) Compliance with mandatory requirements

Your Company has complied with all the mandatory requirements prescribed under the SEBI Listing Regulations.

Non- mandatory requirements

Your Company has adopted the following non-mandatory requirements on Corporate Governance:-

I. Shareholder Rights

The quarterly and half-yearly financial performances are published in the newspaper and are also displayed on the website of the Company and hence, it is not being sent to the Shareholders. However the Company sends the financial statements along with Boards' Report and Auditor's Report to shareholders every year.

Detail of the Corporate Governance Compliance are enclosed in **Annexure - 2**

e) Link for policy on determining Material Subsidiaries

Your Company has a Policy for determining material subsidiaries which is disclosed on website and can be accessed at <https://www.brahmaputragroup.com>

f) Disclosure of Commodity price risks or Foreign Exchange Risk and hedging activities

Your Company is not dealing in commodities and Foreign Exchange and hence disclosure relating to commodity price risks and commodity hedging activities is not required in terms of SEBI Circular No. SEBI/HO/CFD/CMD1/ CIR/P/2018/000000141 dated November 15, 2018

g) Your Company has not raised fund through preferential allotment or qualified institutions placement as specified under Regulation 32 (7A). Hence there are no details to disclose.

h) Practicing Company Secretary Certification

Sachin Kumar Shrivastav, Practicing Companies Secretaries has issued certificate as required under SEBI Listing Regulations, confirming that none of the directors on the board of the company have been debarred or disqualified from being appointed or continuing as directors of companies by the SEBI/Ministry of Corporate Affairs or any such statutory authority. The certificate is enclosed with this section as **Annexure 3**.

i) The board has accepted all the recommendation of committees of the board which is mandatorily required, during the financial year; there is no such case whether mandatory or recommendatory.

j) Fees paid to Statutory Auditor

Total fees for all services paid by the Company, on a consolidated basis, to the statutory auditor.

k) Disclosures in relation to the Sexual Harassment of Women at Workplace (Prevention, Prohibition and Redressal) Act, 2013:

Your Company has framed the policy on Prohibition, Prevention and Redressal of Sexual Harassment of Women at Workplace and matter connected there with or incidental thereto covering all the aspects as contained under 'The Sexual Harassment of Women at Workplace (Prohibition, Prevention and Redressal) Act [the Act]'. Your Company has constituted Internal Complaints Committee under the Act. During the period under review, no complaint was received.

a.	Number of complaints filed during the financial year	Nil
b.	Number of complaints disposed of during the financial year	Nil
c.	Number of complaints disposed of during the financial year	Nil

l) Accounting treatment in preparation of financial statements

The financial statements have been prepared in compliance with the requirements of the Companies Act, 2013 and in conformity, in all material respects, with the Indian Accounting Standards (Ind AS) and generally accepted accounting principles in India. The estimates / judgments made in preparation of these financial statement are consistent, reasonable and on prudent basis so as to reflect true and fair view of the state of affairs and results / operations of the Company.

m) Code of Conduct

In compliance with the SEBI Listing Regulations and the Companies Act, 2013, the Board of Directors has laid down Code of Conduct, which is intended to provide guidance to the Board of Directors and Senior Management Personnel to manage the affairs of the Company in an ethical manner. The purpose of this code is to recognize and deal with ethical issues and to provide mechanisms to report unethical conduct of Employees, Board of Directors. This Code has been displayed on the Company's website—<http://www.brahmaputragroup.com/pdfs/code-of-conduct-BIL>

All the Board Members and Senior Management Personnel of the Company have affirmed compliance with the Code of Conduct as applicable to them, for the year ended March 31, 2022. A declaration to this effect signed by Joint Managing Director is annexed to this Report as **Annexure 4**.

n) Code for Prevention of Insider Trading Practices

As per SEBI (Prohibition of Insider Trading) Regulations, 2015, your Company, inter-alia, adopted a policy for Code of Conduct for Regulating, Monitoring and Reporting trading by an Insider. This policy includes policy and procedures for enquiry in case of leak in Unpublished Price Sensitive Information (UPSI) or suspected leak of UPSI. This code is displayed on the Company's website viz www.brahmaputragroup.com. The Company has automated the declarations and disclosures to maintain Digital database of Designated Person and their immediate relative and the Board reviews the policy on need basis. The Company Secretary is the compliance Officer for monitoring adherence to the said PIT Regulations.

o) Details of non-compliance, if any

There is no Non-Compliance of any requirement of Corporate Governance Report of sub para (2) to (10) of the Part C of Schedule V of the SEBI Listing Regulations.

p) Certificate on Corporate Governance from Practicing Company Secretary

Your Company has obtained a Certificate from its Secretarial Auditors regarding compliance of the conditions of Corporate governance, as stipulated in Regulation 34(3) and PART E of Schedule V of SEBI Listing Regulations, which together with this Report on Corporate Governance is annexed to the this section as **Annexure 5** and shall be sent to all the members of the Company and the Stock Exchanges along with the Annual Report of the Company

q) Compliance with Regulation 39(4) read with Schedule V and VI of SEBI Listing Regulations – Uniform procedure for dealing with unclaimed shares:

As on March 31, 2022, there was no unclaimed share and thereby, the detail pertaining to dematsuspense account / unclaimed shares shall not be disclosed.

r) Disclosure under Regulation 30 and 46 of SEBI Listing Regulations regarding certain agreements with the media companies:

Pursuant to the requirement of Regulation 30 of the SEBI Listing Regulations, the Company would like to inform that no agreement(s) have been entered with media companies and/or their associates which has resulted/ will result in any kind of shareholding in the Company and consequently any other related disclosures viz., details of nominee(s) of the media companies on the Board of the Company, any management control or potential conflict of interest arising out of such agreements, etc. are not applicable.

Your Company has not entered into any other back to back treaties/ contracts/agreements/ MoUs or similar instruments with media companies and/or their associates.

s) CEO/ CFO certification

Certificate from Shri. Raktim Acharjee, Whole Time Director & Chief Financial Officer of the Company, in terms of Reg. 17(8) of the SEBI Listing Regulations, for the year under review, was placed before the Board of Directors of the Company in their meeting held on September 2, 2022. The certificate is enclosed with this section as **Annexure 6**.

VII) INVESTOR SAFEGUARDS AND OTHER INFORMATION:

Dematerialisation of shares

Members are requested to convert their physical holdings to demat/electronic form through any of the registered Depository Participants (DPs) to avoid the hassles involved in dealing in physical shares such as possibility of loss, mutilation, etc. and also to ensure safe and speedy transaction in respect of the shares held.

Revalidation of Dividend DD/Warrant

In respect of members who have either not opted for NECS/ECS mandate or do not have such a facility with their bankers and who have not encashed earlier dividends paid by the Company, are requested to write to the Company's Share Transfer Agents for revalidation of expired dividend warrants and failing their encashment for a period of seven years, they stand to lose the right to claim such dividend owing to transfer of unclaimed dividends beyond seven years to Investor Education and Protection Fund.

Update Address/E-mail Address/Bank details

To receive all communications/corporate actions promptly, members holding shares in dematerialised form are requested to please update their address/ email address/bank details with the respective DPs and in case of physical shares, the updated details have to be intimated to the Registrar & Share Transfer Agents.

Electronic service of documents to members at the Registered Email Address

SEBI, through its Circular No. CIR/MRD/DP/10/2013, dated March 21, 2013, has mandated the Companies to use Reserve Bank of India(RBI) approve electronic payment modes, such as ECS[LECS(Local ECS)/RECS (Regional ECS) / NECS (National ECS)], NEFT and other to pay members in cash.

Recognizing the spirit of the circular issued by the SEBI, Members whose shareholding is in the electronic mode are requested to promptly update change in bank details with the Depository through your Depository Participant for receiving dividends through electronic payment modes.

Members who hold shares in physical form are requested to promptly update change in bank details with the Company/Registrar and Transfer Agents, M/s. Link Intime India Pvt. Ltd. (Unit: Brahmaputra Infrastructure Limited) for receiving dividends through electronic payment modes.

Green Initiative

Your Company is concerned about the environment and utilizes natural resources in a sustainable way. The Ministry of Corporate Affairs (MCA), Government of India, through its Circular Nos.17/2011 and 18/2011, dated April 21, 2011 and April 29, 2011, respectively, has allowed Companies to send official documents to their shareholders electronically as a part of its green initiatives in corporate governance.

Recognizing the spirit of the circular issued by the MCA, we hence forth propose to send documents like the Notice convening the general meeting, Financial Statements, Boards' Report, Auditor's Report and others to the email address provided by you with the relevant depositories.

Participation and voting at 24thAGM

Pursuant to the General Circular numbers Accordingly, MCA issued Circular No. 14/2020 dated April 08, 2020, Circular No. 17/2020 dated April 13, 2020, Circular No. 20/2020 dated May 05, 2020, Circular No. 02/2021 dated January 13, 2021, Circular No. 20/2021 dated December 8, 2021 and Circular No. 2/2022 dated May 5, 2022 ("MCA Circulars"), the 24th AGM of the Company will be held through video-conferencing and the detailed instructions for participation and voting i.e. either by remote e-voting or by e-voting on the date of the AGM of the company by following the procedure provided in the notice of AGM of the Company.

Consolidate multiple folios [in respect of physical shareholding).

Members are requested to consolidate their shareholdings under multiple folios to eliminate the receipt of multiple communications and this would ensure that future correspondence/ corporate benefits could then be sent to the consolidated folio.

Register Nomination(s)

Members holding shares in physical form, are requested to register the name of their nominee(s), who shall succeed the member as the beneficiary of their shares and in order to avail this nomination facility, they may obtain/submit the prescribed form from the Registrars & Share Transfer Agents. Members holding shares in dematerialized form are requested to register their nominations directly with their respective DPs.

Dealing of Securities with SEBI registered intermediaries

In respect of dealings in securities, members must ensure that they deal only with SEBI registered intermediaries and must obtain a valid contract note/ confirmation memo from the broker/sub-broker within 24 hours of execution of the trade(s) and it should be ensured that the contract note/confirmation memo contains details about order no., trade no., trade time, quantity, price and brokerage.

Place : New Delhi
Date : 02.09.2022

By order of the Board of Directors
For **Brahmaputra Infrastructure Limited**

Sanjay Kumar Mozika
Chairman & Joint Managing Director
Din : 00004508

**Annual Report on Corporate Social Responsibilities (CSR) Activities
Annexure-I**

1. Brief outline on CSR Policy of the Company

Brahmaputra Infrastructure Limited ('BIL') as a responsible corporate entity undertakes appropriate Corporate Social Responsibility (CSR) measures having positive economic, social and environmental impact to transform lives and to help build more capable & vibrant communities by integrating its business values and strengths. In its continuous efforts to positively impact the society, especially the areas around its sites and offices, the Company has formulated guiding policies for social development, targeting the inclusive growth of all stakeholders under nine specific categories including Promoting education, environment sustainability, economic empowerment, rural development, health care and sanitation.

2. Composition of the Board of Directors

The Scope and Responsibility of the CSR Committee are:

Sr.No.	Name of Member	Category	Status
1	Sh. N.N. Batabyal	Chairman/Member	Independent Director
2	Smt. Anju Kumari	Member	Independent Director
3	Sh. Lalit Kumar	Member	Independent Director
4	Sh. Sanjay Kumar Mozika	Member	Executive Director

- I) To formulate a strong and effective Corporate Social Responsibility Policy.
- II) To recommend the activities to be undertaken, as per Sch. VII of the Companies Act, 2013, as and when amended from time to time
- III) To recommend the amount of expenditure.
- IV) To Monitor the Corporate Social Responsibility Policy and the expenditure
- V) To take steps for formation of any Trust/Society/Company for charitable purpose and get the same registered for the purpose of complying CSR provisions.

3. Provide the web-link where Composition of CSR Committee, CSR Policy and CSR projects approved by the Board are disclosed on the website of the company Our CSR policy is placed on the website at the link – <https://www.brahmaputragroup.com>

4. Provide the details of Impact assessment of CSR projects carried out in pursuance of sub-rule (3) of rule 8 of the Companies (Corporate Social responsibility Policy) Rules, 2014, if applicable (attach the report) – N.A.

5. Details of the amount available for set off in pursuance of sub-rule (3) of rule 7 of the Companies (Corporate Social responsibility Policy) Rules, 2014 and amount required for set off for the financial year, if any: Nil

6. Average net profit of the Company as per section 135(5): Company average net profit is less than 5 Crores , so the spending of any amount as per CSR provision are not applicable on the company.

7. (a) Two percent of average net profit of the Company as per section 135(5): N.A.

(b) Surplus arising out of the CSR projects or programmes or activities of the previous financial years: N.A.

(c) Amount required to be set off for the financial year, if any: N.A

(d) Total CSR obligation for the financial year (7a+7b-7c):NIL

8. (a) **CSR amount spent or unspent for the financial year:** Nil
(b) Details of CSR amount spent against ongoing projects for the financial year: Nil
(c) Details of CSR amount spent against other than ongoing projects for the financial year: Nil
(d) Amount spent in Administrative Overheads: Nil
(e) Amount spent on Impact Assessment, if applicable: N.A.
(f) Total amount spent for the Financial Year (8b+8c+8d+8e): Nil
(g) Excess amount for set off, if any: N.A.
9. **Details of Unspent CSR amount for the preceding three financial years:** Nil
Details of CSR amount spent in the financial year for ongoing projects of the preceding financial year(s): Nil
10. **In case of creation or acquisition of capital asset, furnish the details relating to the asset so created or acquired through CSR spent in the financial year (asset-wise details):** No capital asset has been created or acquired during the financial year
(a) Date of creation or acquisition of the capital asset(s): NA
(b) Amount of CSR spent for creation or acquisition of capital asset: NA
(c) Details of the entity or public authority or beneficiary under whose name such capital asset is registered, their address etc.: NA
(d) Provide details of the capital asset(s) created or acquired (including complete address and location of the capital asset): NA
11. **Specify the reason(s),** if the company has failed to spend two per cent of the average net profit as per section 135(5).
As there are no average net profits for the Company during the previous three financial years, no funds were set aside and spent by the Company towards Corporate Social Responsibility during the year under review.

CORPORATE GOVERNANCE REPORT

Annexure-II

Compliance of Corporate Governance requirements specified in Regulation 17 to 27 and Regulation 46 (2) (b) to (i) of the Listing Regulations

Sr.No	Particulars	Regulation	Compliance Status	Compliance Observed
1.	Board of Directors	17	Yes	<ul style="list-style-type: none"> • Composition & Meetings • Quorum of Board Meetings • Recommendation of the Board • Review of compliance reports & compliance certificate • Plans for orderly succession for appointments • Code of Conduct • Fees/compensation to Non-Executive Directors • Minimum information to be placed before the Board • Compliance Certificate • Risk assessment and management • Performance evaluation • Recommendation to shareholders for special business
2.	Maximum Number of Directorship	17A	Yes	<ul style="list-style-type: none"> • Directorship held in Listed Entities
3.	Audit Committee	18	Yes	<ul style="list-style-type: none"> • Composition & Meetings • Quorum • Powers of the Committee • Role of the Committee and review of information by the Committee
4.	Nomination and Remuneration Committee	19	Yes	<ul style="list-style-type: none"> • Composition & Meetings • Quorum • Role of the Committee
5.	Stake holders Relationship Committee	20	Yes	<ul style="list-style-type: none"> • Composition & Meetings • Role of the Committee
6.	Risk Management Committee	21	N.A	<ul style="list-style-type: none"> • Composition & Meetings • Quorum • Role of the Committee
7.	Vigil Mechanism	22	Yes	<ul style="list-style-type: none"> • Review of Vigil Mechanism for Director sand employees • Direct access to Chairperson of Audit Committee

Sr.No	Particulars	Regulation	Compliance Status	Compliance Observed
8.	Related Party Transactions	23	Yes	<ul style="list-style-type: none"> • Policy of Materiality of Related Party Transactions and dealing with Related Party Transactions and material modifications there of • Approval including omnibus approval of Audit Committee • Review of Related Party Transactions • No material Related Party Transactions • Disclosure to Stock Exchange & on Website • Disclosure of Related Party Transactions on consolidated basis
9.	Subsidiaries of the Company	24	N. A.	<ul style="list-style-type: none"> • Appointment of Company's Independent Director on the Board of material subsidiary • Review of financial statements of subsidiary by the Audit Committee • Minutes of the Board of Directors of the subsidiaries are placed at the meeting of the Board of Directors • Significant transaction sand arrangements of subsidiary are placed at the meeting of the Board of Directors
10.	Secretarial Audit and Secretarial Compliance Report	24 A	Yes	<ul style="list-style-type: none"> • Secretarial Audit Report • Secretarial Compliance Report
11.	Obligations with respect to Independent Directors	25	Yes	<ul style="list-style-type: none"> • No alternate Director for Independent Directors • Maximum directorships and tenure • Share holders approval for appointment, re-appointment or removal of independent director • Meetings of Independent Directors • Cessation and appointment of Independent Directors • Familiarisation of Independent Directors • Declaration by Independent Directors • Directors & Officers (D&O) Insurance • No independent director whose signed to be appointed as executive/whole time director • D & O insurance by high value debt listed entity

Sr.No	Particulars	Regulation	Compliance Status	Compliance Observed
12.	Obligations with respect to employees including Senior Management, Key Managerial Personnel, Director sand Promoters	26	Yes	<ul style="list-style-type: none">• Memberships/Chairmanships in Committees• Affirmation on compliance of Code of Conduct by Directors and Senior Management• Disclosures by Senior Management about potential conflicts of interest• No agreement with regard to compensation or profit sharing in connection with dealings in securities of the Company by Key Managerial Persons, Director and Promoter
13.	Other Corporate Governance requirements	27	Yes	<ul style="list-style-type: none">• Compliance with discretionary requirements• Filing of quarterly compliance report on Corporate Governance
14.	Website	46 (2) (b) to(i)	Yes	<ul style="list-style-type: none">• Terms and conditions for appointment of Independent Directors• Composition of various Committees of the Board of Directors• Code of Conduct of Board of Director sand Senior Management Personnel• Details of establishment of Vigil Mechanism/Whistle- blower policy• Policy on dealing with Related Party Transactions• Policy for determining material subsidiaries• Criteria of making payment to Non-Executive Director• Details of familiarization programmes imparted to Independent Directors

Annexure - III

CERTIFICATE OF NON-DISQUALIFICATION OF DIRECTORS

(Pursuant to Regulation 34(3) and Schedule V Para C clause (10) (i) of the SEBI
(Listing Obligations and Disclosure Requirements) Regulations, 2015)

The Members,

Brahmaputra Infrastructure Limited

A-7, Main Mahipalpur, New Delhi -110037

We have examined the relevant registers, records, forms, returns and disclosures received from the Directors of M/s Brahmaputra Infrastructure Limited having CIN L55204DL1998PLC095933 and having registered office at A-7, Mahipalpur, Brahmaputra House, New Delhi - 110037 (hereinafter referred to as 'the Company'), produced before us by the Company for the purpose of issuing this Certificate, in accordance with Regulation 34(3) read with Schedule V Para-C Sub clause 10(i) of the Securities Exchange Board of India (Listing Obligations and Disclosure Requirements) Regulations, 2015.

In our opinion and to the best of our information and according to the verifications (including Directors Identification Number (DIN) status at the portal www.mca.gov.in) as considered necessary and explanations furnished to us by the Company & its officers, we hereby certify that none of the Directors on the Board of the Company as stated below for the financial year ending on 31st March, 2022 have been debarred or disqualified from being appointed or continuing as Directors of companies by the Securities and Exchange Board of India, Ministry of Corporate Affairs, or any such other Statutory Authority.

Ensuring the eligibility for the appointment / continuity of every Director on the Board is the responsibility of the management of the Company. Our responsibility is to express an opinion on these based on our verification. This certificate is neither an assurance as to the future viability of the Company nor of the efficiency or effectiveness with which the management has conducted the affairs of the Company.

Place : Vaishali
Date : 27th August 2022

Sachin Kumar Shrivastva
(Company Secretary in Practice)
CP No. 21674
UDIN : A055362D000849738

Annexure - IV

**DECLARATION BY THE MANAGING DIRECTOR REGULATION 34(3) READ WITH PART D OF
SCHEDULE V OF THE SEBI LISTING REGULATIONS**

To,

The Members,
Brahmaputra Infrastructure Limited
CIN-L55204DL1998PLC095933
A-7, Mahipalpur, Brahmaputra House,
New Delhi -110037

This is to declare that, in line with the requirement of Regulation 34 (3) of the SEBI (Listing Obligations and Disclosure Requirements) Regulation, 2015, all the Directors of the Board and Senior Management Personnel have solemnly affirmed that to the best of their knowledge and belief, they have complied with the provisions of the Code of Conduct during the financial year 2021-22.

Place : New Delhi
Date : 02.09.2022

By order of the Board of Directors
For **Brahmaputra Infrastructure Limited**

Sanjay Kumar Mozika
Chairman & Joint Managing Director
Din : 00004508

Annexure - V

CERTIFICATE ON CORPORATE GOVERNANCE

To,

The Members,
Brahmaputra Infrastructure Limited
A-7, Mahipalpur, Brahmaputra House,
New Delhi - 110037

We have examined the Compliance with conditions of Corporate Governance by Brahmaputra Infrastructure Limited (CIN: L55204DL1998PLC095933 ("the Company") for the year ended March 31, 2022, as stipulated in Regulation 27(2), of LODR, 2015 of the Listing Agreement of the said Company with the Stock Exchanges concerned in India.

The compliance with conditions of Corporate Governance is the responsibility of the Company's Management. Our examination was limited to procedures and implementation thereof, adopted by the Company for ensuring compliance with the conditions of Corporate Governance as stipulated in the said Clause. It is neither an audit nor an expression of opinion on the financial statements of the Company.

In our opinion and to the best of our information and according to the explanations given to us and the representations made by the Directors and Management, we certify that the Company has complied with all the conditions of Corporate Governance as stipulated in Regulation 27(2), of LODR, 2015 of the above mentioned Listing Agreement.

Note : There was some delay while filing the Results/Reports disclosures with Stock Exchange during the period under review:

Sr.No.	Particulars	Due Date of Compliance	Date of Compliance made	Details of action take by i.e. fine, warning letter, debarment etc.
1.	Submission of Annual Return to the Stock Exchange	09.12.2021	16.12.2021	Penalty imposed on the Company as per the non-compliance of Regulation 34(1), of LODR, 2015.
2.	Un- Audited financial Results 31st December 2021	14.02.2022	21.02.2022	Company has filed an application for waiver of fine to the respective authority.
3.	Audited financial Results 31st March 2022	30.05.2022	08.07.2022	Penalty is imposed by the respective stock exchange under circular SEBI/HO/CFD/CMD/CIR/P/2020/12 Dated January 22, 2020.

Apart from the above mentioned delayed Compliances, there was no non- Compliance by the Company and no other Penalties were imposed by the Stock Exchange or SEBI or any other Statutory authority for any matter to Capital markets.

We state that in respect of the investor Grievances, the Registrar and Share Transfer Agent of the Company has maintained the relevant records and certified that as on 31st March, 2022 there was no investor grievance pending against the Company.

We further state that such compliance is neither an assurance as to the future viability of the Company nor of the efficiency or effectiveness with which the Management has conducted the affairs of the Company.

Place : Vaishali
Date : 27th August 2022

Sachin Kumar Shrivastva
(Company Secretary in Practice)
CP No. 21674
UDIN : A055362D000849782

Annexure - VI

To,

The Members,
Brahmaputra Infrastructure Limited
A-7, Mahipalpur, Brahmaputra House,
New Delhi - 110037

Re: Certification by Whole Time Director/Chief Financial Officer for financial year 2021-22 under Regulation 17(8) of SEBI (Listing Obligations and Disclosure Requirements) Regulations, 2015.

I, Raktim Acharjee, Whole Time Director and Chief Financial Officer of M/s Brahmaputra Infrastructure Limited to the best of our knowledge and belief, certify that:

- A) I have reviewed the financial statements and the Cash Flow Statement for the year and that to the best of our knowledge and belief;
- (i) These statements do not contain any materially untrue statement or omit any material fact or contain statements that might be misleading;
 - (ii) These statements together present a true and fair view of the Company's affairs, and are in compliance with existing accounting standards, applicable laws and regulations.
- B) There are, to the best of my knowledge and belief, no transactions entered into by the Company during the year, which are fraudulent, illegal or violative of the Company's code of conduct.
- C) I accept responsibility for establishing and maintaining internal controls for financial reporting for the Company and have:
- (I) Evaluated the effectiveness of the internal control systems of the Company pertaining to financial reporting
 - (II) Disclosed to the Auditors and the Audit Committee of the Board, deficiencies in the design or operation of internal control, if any of which we are aware; and
 - (III) Taken necessary steps/proposed necessary steps to rectify these deficiencies
- D) We have indicated to the Auditors and the Audit Committee of the Board that there have been:
- (I) No significant changes in internal control over the financial reporting during the year;
 - (II) No Significant changes in accounting policies during the year and the same have been disclosed in the notes to the financial statements; and
 - (III) No instances of significant fraud of which we have become aware and the involvement therein, if any, of the management or an employee having a significant role in the Company's internal control system

Place : New Delhi
Date : 02.09.2022

By order of the Board of Directors
For **Brahmaputra Infrastructure Limited**

Raktim Acharjee
Whole Time Director & CFO
Din : 06722166

IMPORTANT POINTS SHARE TRANSFER SYSTEM

All transfer, transmission or transposition of securities, are conducted in accordance with the provisions of Regulation 40 and Schedule VII of the Securities and Exchange Board of India (SEBI) (Listing Obligations and Disclosure Requirements) Regulations (the Listing Regulations) read together with SEBI Circular no. SEBI / HO / MIRSD/RTAMB/CIR/P/2020/236 dated December 2, 2020.

As mandated by the SEBI, with effect from April 1, 2019, request for transfer of securities shall not be processed unless the securities are held in de-materialized form with a depository except for transmission and transposition of securities.

Members are advised to de-materialise share (s) in the Company to facilitate transfer of securities.

SEBI vide circular No. SEBI/HO/MIRSD/MIRSD_RTAMB/P/CIR/2022/8 dated January 25, 2022 on Issuance of Securities in dematerialized form in case of Investor Service Requests and the Listing Regulations as amended in 2022 vide Gazette Notification no. SEBI/LAD-NRO/GN/2022/66 dated January 24, 2022, it has been decided that listed companies shall henceforth issue the securities in dematerialized form only while processing the service request for Issue of duplicate securities certificate; Claim from Unclaimed Suspense Account; Renewal/ Exchange of securities certificate; Endorsement; Sub-division/Splitting of securities certificate; Consolidation of securities certificates/folios; Transmission and Transposition.

The securities holder/claimant shall submit duly filled up Form ISR-4 (to be hosted on the website of the Issuer Companies and the Registrar and Transfer Agent (RTA)). The RTA/ Issuer Companies shall verify and process the service requests, issue a 'Letter of confirmation' in lieu of physical securities certificate(s), to the securities holder/claimant shall make a request to the Depository Participants (DPs) for dematerializing the said securities. The RTA / Issuer Companies shall issue a reminder after informing the securities holder/claimant to submit the demat request as above and in case no such request has been received within the aforesaid period, they shall credit the securities to the Suspense Escrow Demat Account of the Company.

Further, holding securities in de-materialised form is also beneficial to the investors in the following manner:

- A safe and convenient way to hold securities;
- Elimination of risk(s) associated with physical certificates such as bad delivery, fake securities, delays, thefts, etc;
- Immediate transfer of securities;
- No stamp duty on electronic transfer of securities;
- Reduction in transaction cost;
- Reduction in paper work involved in transfer of securities;
- No odd lot problem, even one share can be traded;
- Availability of nomination facility;
- Ease in effecting change of address/bank account details as change with DPs gets registered with all companies in which investor holds securities electronically eliminating the need to correspond with each of them separately;
- Easier transmission of securities as the same done by DPs for all securities in demat account; and
- Automatic credit in to demat account of shares, arising out of bonus/split/consolidation/merger/etc.
- Convenient method of consolidation of folios/accounts; Holding investments in Equity, Debt Instruments, Government securities, Mutual Fund Units, etc. in a single account;
- Ease of pledging of securities; and
- Ease in monitoring of portfolio.

Members holding shares in physical mode

SEBI vide its Circular No. SEBI/HO/MIRSD/MIRSD_RTAMB/P/CIR/2021/655 dated November 3, 2021 has mandated all share holders:

- (i) To furnish the details of Permanent Account Number (PAN), email address, mobile number, bank account details, KYC details and nomination by holders of physical securities; and
- (ii) In case of failure to provide required documents and details as per the aforesaid SEBI circular, all folios of such share holders shall be frozen on or after 1st April, 2023 by the RTA and the share holders will not be eligible to lodge grievance or avail service request from the RTA and not eligible for receipt of dividend in physical mode.

In view of the above, Members holding securities in physical mode are:

- a. required to submit their PAN, bank account details, KYC details to the Company / Link In time India Private Limited ("LIPL"), RTA of the Company at, if not registered with the Company as mandated by SEBI;
- b. advised to register/update their e-mail address and mobile number with the Company/LIPL for receiving all communications from the Company electronically and to submit Form ISR-1 to LIPL for updating the above required KYC details. In case of mismatch in the signature of the holder in the records of LIPL, Members shall furnish original cancelled cheque and banker's attestation of the signature as per form ISR-2. Also Members shall register the nomination details in respect of their share holding in the Company in Nomination Form SH-13 and for any change in nomination details in Form SH-14. In case Members want to opt out of nomination, Form ISR-3 shall be filed.

Members holding shares in dematerialised mode are also:

- a. requested to submit their PAN and bank account details to their respective DPs with whom they are maintaining their demat accounts;
- b. advised to contact their respective DPs for registering the nomination; and
- c. register/update their e-mail address and mobile numbers with their respective DPs for receiving all communications from the Company electronically.

Share transfer system by Non-residents and Foreign Nationals

SEBI vide its circular no. SEBI/HO/MIRSD/DOS3/CIR/P/2019/30 dated February 11, 2019, with a view to address the difficulties in transfer of shares, faced by non-residents and foreign nationals, has decided to grant relaxations to non-residents from the requirement to furnish PAN and permit them to transfer equity shares held by them in listed entities to their immediate relatives subject to the following conditions:

- a. The relaxation shall only be available for transfers executed after January 1, 2016.
- b. The relaxation shall only be available to non-commercial transactions, i.e. transfer by way of gift among immediate relatives.
- c. The non-resident shall provide copy of an alternate valid document to ascertain identity as well as the non-resident status.

Non-Resident Indian Members are requested to inform LIPL, the Company's Registrar and Transfer Agent immediately on the change in the residential status on return to India for permanent settlement.

Hold securities in consolidated form

Investors holding shares in multiple folios are requested to send the share certificates to the RTA and consolidate their holdings in single folio. Holding of securities in one folio enables share holders to monitor the same with ease.

Link for updating PAN/Bank Details is provided on the website of the Company

Electronic Payment Services

Investors should avail the Electronic Payment Services for payment of dividend as the same reduces risk attached to physical dividend warrants. Some of the advantages of payment through electronic credit services are as under:

- Avoidance of frequent visits to banks for depositing the physical instruments.
- Prompt credit to the bank account of the investor through electronic clearing.

- Fraudulent encashment of warrants is avoided.
- Exposure to delays/loss in postal service avoided.
- As there can be no loss in transit of warrants, issue of duplicate warrants is avoided.

Printing of bank account numbers, names and addresses of bank branches on dividend warrants provide protection against fraudulent encashment of dividend warrants. Members are requested to provide the same to LIPL for incorporation on their dividend warrants.

Register for SMS alert facility

Investor should register with their DPs for the SMS alert facility. Both Depositories viz. National Securities Depository Limited (NSDL) and Central Depository Services (India) Limited (CDSL) alert investors through SMS of the debits and credits in their demat account.

Intimate mobile number

Share holders are requested to intimate their mobile number and changes therein, if any, to LIPL, if shares are held in physical form or to their DP if the holding is in electronic form, to receive communications on corporate actions and other information of the Company.

Submit nomination for man avoid transmission hassle

Nomination helps nominees to get the shares transmitted in their favour without any hassles. Investors should get the nomination registered with the Company in case of physical holding.

The Nomination Form may be downloaded from the Company's website, www.brahmaputragroup.com under the section "Investor Relations".

However, if shares are held in dematerialised form, nomination has to be registered with the concerned DPs directly, as per the form prescribed by them.

Deal only with SEBI registered intermediaries

Investors should deal with SEBI registered intermediaries so that in case of deficiency of services, investor may take up the matter with SEBI.

Corporate benefits in electronic form

Investor holding shares in physical form should opt for corporate benefits like bonus / split / consolidation / merger / etc in electronic form by providing their demat account details to the Company's RTA.

Register e-mail address

Investors should register their email address with the Company/DPs. This will help them in receiving all communication from the Company electronically at their email address. This also avoids delay in receiving communications from the Company. Prescribed form for registration may please be downloaded from the Company's website.

**Standalone
Financial Statements
(Page No. 110 to 194)**

INDEPENDENT AUDITOR'S REPORT

To,

The Members,
Brahmaputra Infrastructure Limited
R.O. A-7, Main Mahipalpur,
New Delhi -110037

Report on the Standalone Ind AS Financial Statements

Qualified Opinion

We have audited the accompanying standalone Ind AS financial statements of Brahmaputra Infrastructure Limited (“the Company”) which comprises the Balance Sheet as at March 31, 2022, the Statement of Profit and Loss (including Other Comprehensive Income), Statement of Changes in Equity and Statement of Cash Flows for the year then ended, and notes to the financial statements, including a summary of significant accounting policies and other explanatory information.

In our opinion and to the best of our information and according to the explanations given to us, except for the possible effects of the matters described in the Basis for Qualified Opinion section of our report, the aforesaid standalone financial statements give the information required by the Companies Act, 2013 (‘Act’) in the manner so required and give a true and fair view in conformity with the accounting principles generally accepted in India including Indian Accounting Standards (‘Ind AS’) specified under section 133 of the Act, of the state of affairs of the Company as at 31 March 2022, and its profit (including other comprehensive income), standalone statement of changes in equity and standalone statement of cash flows for the year then ended, and notes to the standalone financial statements, including a summary of the significant accounting policies and other explanatory information (hereinafter referred to as “the standalone financial statements).

Basis for Qualified Opinion

During the year the company has not made the provisions towards interest payable to banks and financial institutions which were not paid for the year under audit. This constitute a departure from the Indian Accounting Standards-37 “Provisions, Contingent Liabilities and Contingent Assets” referred to in section 133 of the Companies Act, 2013. Sum of Rs. 19.89 crore has not recognized the interest expenses resulting in understatement of expenses and over statement of Net profit before Tax . Balances in “Other Equity” in the Balance sheet is overstated by the said amount. We are not able to verify the actual interest booked by the company as expenses as the loan statements of the lenders was not provided to us.

We conducted our audit in accordance with the Standards on Auditing specified under section 143(10) of the Act. Our responsibilities under those standards are further described in the Auditor’s Responsibilities for the Audit of the Financial Statements section of our report. We are independent of the Company in accordance with the Code of Ethics issued by the Institute of Chartered Accountants of India (‘ICAI’) together with the ethical requirements that are relevant to our audit of the financial statements under the provisions of the Act and the rules thereunder, and we have fulfilled our other ethical responsibilities in accordance with these requirements and the Code of Ethics. We believe that the audit evidence we have obtained and that obtained by other auditors, in terms of their reports referred to in paragraph 20 of the Other Matters section below is sufficient and appropriate to provide a basis for our qualified opinion.

Emphasis of Matter

1. We draw attention to the Standalone Financial Statements, which describes the effects of uncertainties relating to COVID-19 pandemic outbreak on the Company's operations and management's evaluation of its impact on the accompanying Statement as at the balance sheet date, the extent of which is significantly dependent on future developments.
2. Note No. 20 to the standalone financial statements, the Company has successfully executed the One Time settlement with the Consortium lender Axis Bank Limited vide reference no. AXISB/RCD/2020-21/152 dated 23-02-2021. Accordingly, the Company has reversed the provision of Interest as well as principle which was shown in Note No. 12 of the accompanying statement under the head of “Exceptional Items” amounting to Rs. 19.30 crore.

3. In the standalone financial Statements, which describes the impairment assessment in accordance with Ind AS 36 "Impairment of assets" / Ind AS 109 "Financial Instruments" performed by the Company, in respect of regarding uncertainties relating to recoverability of unbilled work-in-progress (Inventories), trade receivables and Retention/withheld by clients Receivables & claim receivables amounting to ₹ 165.96 crore (Note No. 12) , ₹ 59.52 crore (Note No. 7 and 13), ₹ 32.98 Crore (Note No. 9 and 15) and Rs. 112.48 Crore (Note No. 9, 11 and 16) respectively as at 31 March 2022, which represent various claims raised in the earlier years in respect of projects substantially closed and where the claims are currently under negotiation//s / discussions / arbitration / litigation. Based on legal opinion / past experience with respect to such claims, management is of the view that the aforementioned majority of the balances are fully recoverable.

Our report is not modified on above matter.

Key Audit Matters

Key audit matters ('KAM') are those matters that, in our professional judgment, were of most significance in our audit of the standalone financial statements of the current period. These matters were addressed in the context of our audit of the standalone financial statements as a whole, and in forming our opinion thereon, and we do not provide a separate opinion on these matters.

Information Other than the Standalone Ind AS financial Statements and Auditor's Report Thereon

The Company's Board of Directors is responsible for the other information. The other information comprises the information included in the Board Report and Management Discussion and Analysis Report, but does not include the standalone financial statements and our auditor's report thereon. Our opinion on the standalone financial statements does not cover the other information and we do not express any form of assurance conclusion thereon. The Company's Board of Directors is responsible for the other information. The other information comprises the information included in the Management Discussion and Analysis, Board's Report including Annexures to Board's Report, Business Responsibility Report, Corporate Governance and Shareholder's Information, but does not include the standalone Ind AS financial statements and our auditor's report thereon.

In connection with our audit of the standalone financial statements, our responsibility is to read the other information and, in doing so, consider whether the other information is materially inconsistent with the standalone financial statements or our knowledge obtained in the audit or otherwise appears to be materially misstated. If, based on the work we have performed, we conclude that there is a material misstatement of this other information; we are required to report that fact. We have nothing to report in this regard.

Management Responsibility for the Standalone Ind AS financial Statements

The accompanying standalone financial statements have been approved by the Company's Board of Directors. The Company's Board of Directors is responsible for the matters stated in section 134(5) of the Act with respect to the preparation of these standalone financial statements that give a true and fair view of the financial position, financial performance including other comprehensive income, changes in equity and cash flows of the Company in accordance with the accounting principles generally accepted in India, including the Ind AS specified under section 133 of the Act. This responsibility also includes maintenance of adequate accounting records in accordance with the provisions of the Act for safeguarding of the assets of the Company and for preventing and detecting frauds and other irregularities; selection and application of appropriate accounting policies; making judgments and estimates that are reasonable and prudent; and design, implementation and maintenance of adequate internal financial controls, that were operating effectively for ensuring the accuracy and completeness of the accounting records, relevant to the preparation and presentation of the financial statements that give a true and fair view and are free from material misstatement, whether due to fraud or error.

In preparing the financial statements, management is responsible for assessing the Company's ability to continue as a going concern, disclosing, as applicable, matters related to going concern and using the going concern basis of accounting unless management either intends to liquidate the Company or to cease operations, or has no realistic alternative but to do so.

Those Board of Directors is also responsible for overseeing the Company's financial reporting process.

Auditor's Responsibilities for the Audit of Standalone Ind AS financial Statement

Our objectives are to obtain reasonable assurance about whether the financial statements as a whole are free from material misstatement, whether due to fraud or error, and to issue an auditor's report that includes our opinion. Reasonable assurance is a high level of assurance, but is not a guarantee that an audit conducted in accordance with Standards on Auditing will always detect a material misstatement when it exists. Misstatements can arise from fraud or error and are considered material if, individually or in the aggregate, they could reasonably be expected to influence the economic decisions of users taken on the basis of these financial statements.

As part of an audit in accordance with SAs, we exercise professional judgment and maintain professional skepticism throughout the audit. We also:

- Identify and assess the risks of material misstatement of the standalone Ind AS financial statements, whether due to fraud or error, design and perform audit procedures responsive to those risks, and obtain audit evidence that is sufficient and appropriate to provide a basis for our opinion. The risk of not detecting a material misstatement resulting from fraud is higher than for one resulting from error, as fraud may involve collusion, forgery, intentional omissions, misrepresentations, or the override of internal control.
- Obtain an understanding of internal control relevant to the audit in order to design audit procedures that are appropriate in the circumstances. Under section 143(3)(i) of the Companies Act, 2013, we are also responsible for expressing our opinion on whether the company has internal financial controls with reference to Financial Statements in place and the operating effectiveness of such controls.
- Evaluate the appropriateness of accounting policies used and the reasonableness of accounting estimates and related disclosures made by management.
- Conclude on the appropriateness of management's use of the going concern basis of accounting and, based on the audit evidence obtained, whether a material uncertainty exists related to events or conditions that may cast significant doubt on the Company's ability to continue as a going concern. If we conclude that a material uncertainty exists, we are required to draw attention in our auditor's report to the related disclosures in the standalone Ind AS financial statements or, if such disclosures are inadequate, to modify our opinion. Our conclusions are based on the audit evidence obtained up to the date of our auditor's report. However, future events or conditions may cause the Company to cease to continue as a going concern.
- Evaluate the overall presentation, structure and content of the standalone Ind AS financial statements, including the disclosures, and whether the standalone Ind AS financial statements represent the underlying transactions and events in a manner that achieves fair presentation.

We communicate with those charged with governance regarding, among other matters, the planned scope and timing of the audit and significant audit findings, including any significant deficiencies in internal control that we identify during our audit.

We also provide those charged with governance with a statement that we have complied with relevant ethical requirements regarding independence, and to communicate with them all relationships and other matters that may reasonably be thought to bear on our independence, and where applicable, related safeguards.

From the matters communicated with those charged with governance, we determine those matters that were of most significance in the audit of the standalone Ind AS financial statements for the financial year ended March 31, 2022 and are therefore the key audit matters. We describe these matters in our auditor's report unless law or regulation precludes public disclosure about the matter or when, in extremely rare circumstances, we determine that a matter should not be communicated in our report because the adverse consequences of doing so would reasonably be expected to outweigh the public interest benefits of such communication.

Other Matters

1. In regards to the search /survey was conducted u/s 132 B of the Income Tax Act, 1961 at the premises of the Company, Income Tax department has issued Notice U/s 153A of the Income Tax Act 1961 in response to which the Company has filed their Income Tax Returns U/s 153 for the Assessment year 2015-16 to 2021-22 with income amounting to Rs. 15.00 Crore as undeclared income. Tax on the above additions amounting to Rs. 4.09 crore has been adjusted during the year with Income tax refunds of the previous years. The above assessment has been completed on 28th March 2022 and department has assessed with the addition of Rs. 26.91 crore as mentioned in the Assessment Orders. The company has filed the appeal for the AY 2017-18, 2018-19, 2019-20 2020-21 and 2021-22 against the above assessments orders and the assessment proceedings are still pending with CIT(A) as on the date of signing the Audit Report.
2. Inventories consisting of Building Materials, Raw Materials and Store & Spares at various site of company amounting to Rs. 22.31 Crores as at 31st March 2022 which have not been Physical verified by our self. We have relied on the purchase register, production reports, stock transfer report, consumption report, stock Audit report of the independent Stock Auditors and verification report performed by the Management at regular intervals.
3. The company is required to take Impact of 15 Joint Operations for the financial year 2021-22 as per accounting principles laid under Ind AS 111 "Joint Arrangement". However till reporting date as at 31st march' 2022, the company has not taken Impact of these operations in the financial statements for the period 2021-22.

Our report is not modified in respect of this matter.

Report on Other Legal and Regulatory Requirements

1. As required by the Companies (Auditors' Report) Order, 2020 ("the Order") issued by the Central Government in terms of section 143 (11) of the Act, and except for the possible effects, of the matter described in the Basis for Qualified of Opinion section, we give in the "Annexure A", a statement on the matters specified in paragraphs 3 and 4 of the Order, to the extent applicable.
2. (A) As required by section 143(3) of the Act, we report that:
 - a) We have sought and except for the matters described in the Basis for Qualified Opinion section obtained all the information and explanations which to the best of our knowledge and belief were necessary for the purposes of our audit.
 - b) Except for the possible effects of the matters described in the Basis for Qualified Opinion section, in our opinion, proper books of account as required by law have been kept by the Company so far as it appears from our examination of those books.
 - c) The Balance Sheet, the Statement of Profit and Loss including the Statement of Other Comprehensive Income, the Cash Flow Statement and Statement of Changes in Equity dealt with by this Report are in agreement with the books of account.
 - d) Except for the possible effects of the matters described in the Basis for Qualified Opinion section, in our opinion, the aforesaid standalone Ind AS financial statements comply with the Accounting Standards specified under Section 133 of the Act, read with Companies (Indian Accounting Standards) Rules, 2015, as amended.
 - e) The Company has defaulted in repayment of the obligations to its lenders which is outstanding as at March 31, 2022. Based on the legal opinion obtained by the Company and based on the written representations received from the directors as on March 31, 2022 taken on record by the Board of Directors, none of the directors is disqualified as on March 31, 2022 from being appointed as a director in terms of section 164(2) of the Act.
 - f) With respect to the adequacy of the internal financial controls with reference to standalone financial statements of the Company and the operating effectiveness of such controls, refer to our separate Report in "Annexure B".
 - g) With respect to the matter to be included in the Auditors' Report under section 197(16) of the Act: In our opinion and according to the information and explanations given to us, the remuneration paid by the Company to its directors during the current year is in accordance with the provisions of section 197 of the Act.

- (B) With respect to the other matters to be included in the Auditors' Report in accordance with Rule 11 of the Companies (Audit and Auditors) Rules, 2014, in our opinion and to the best of our information and according to the explanations given to us:
- (i) Except for the possible effects of the matters described in Basis for Qualified Opinion section, the standalone financial statements disclose the impact of pending litigations on the standalone financial position of the Company as at 31 March 2022, as detailed in Notes 38 to the standalone financial statements;
 - (ii) The Company did not have any long-term contracts including derivative contracts for which there were any material foreseeable losses;
 - (iii) There were no amounts which were required to be transferred to the Investor Education and Protection Fund by the Company.
 - (iv) a) The Management has represented that, to the best of its knowledge and belief, other than as disclosed in notes to accounts, no funds (which are material either individually or in the aggregate) have been advanced or loaned or invested (either from borrowed funds or share premium or any other sources or kind of funds) by the Company to or in any other person or entity, including foreign entity ('Intermediaries') with the understanding, whether recorded in writing or otherwise, that the intermediary shall, whether directly or indirectly lend or invest in other persons or entities identified in any manner whatsoever by or on behalf of the Company ('Ultimate Beneficiaries') or provide any guarantee, security or the like on behalf of the Ultimate Beneficiaries.
b) The Management has represented that, to the best of its knowledge and belief, no funds (which are material either individually or in the aggregate) have been received by the Company from any person or entity, including foreign entity ('Funding Parties') with the understanding, whether recorded in writing or otherwise, that the Company shall, whether directly or indirectly lend or invest in other persons or entities identified in any manner whatsoever by or on behalf of the Funding Party ('Ultimate Beneficiaries') or provide any guarantee, security or the like on behalf of the Ultimate Beneficiaries.
c) Based on the audit procedures that have been considered reasonable and appropriate in the circumstances, nothing has come to our attention that has caused us to believe that the representations under sub-clause (i) and (ii) of Rule 11 (e) as provided under (a) and (b) above, contain any material misstatement.
 - (v) The Company has not declared or paid any dividend during the year.

For Goyal Nagpal & Co.
Chartered Accountants
(Firm's Registration No. 018289C)

CA Virender Nagpal
Partner
(Membership No. 416004)
Place : Delhi
Date : 8th July 2022
UDIN: 22416004AMMLTH7505

INDEPENDENT AUDITORS' REPORT

(Referred to in paragraph 2 under 'Report on Other
Legal and Regulatory Requirements' Section of our report of even date)

(Annexure – A)

In terms of the information and explanations sought by us and given by the Company and the books of account and records examined by us in the normal course of audit and to the best of our knowledge and belief, we state that

- i) (a) (A) The Company has maintained proper records showing full particulars, including quantitative details and situation of Property, Plant and Equipment, capital work-in-progress and investment properties.
- (B) The Company has maintained proper records showing full particulars of intangible assets.
- (b) According to the information and explanations given to us and on the basis of our examination of the records of the company, some of the Property, Plant and Equipment, capital work-in-progress and investment properties were physically verified during the year by the Management in accordance with a programme of verification, which in our opinion provides for physical verification of all the Property, Plant and Equipment, capital work-in-progress and investment properties at reasonable intervals having regard to the size of the Company and the nature of its activities. According to the information and explanations given to us, no material discrepancies were noticed on such verification.
- (c) With respect to immovable properties (other than properties where the Company is the lessee and the lease agreements are duly executed in favour of the Company) disclosed in the financial statements included in property, plant and equipment, capital work-in progress and investment properties according to the information and explanations given to us and based on the examination of the registered sale deed / title deed provided to us, we report that, all the title deeds of such immovable properties are held in the name of the company as at the balance sheet date.
- (d) The Company has not revalued any of its property, plant and equipment (including Right of Use assets) and intangible assets during the year.
- (e) According to the information and explanations given to us and on the basis of our examination of the records of the company, no proceedings have been initiated during the year or are pending against the Company as at 31 March 2022 for holding any benami property under the Benami Transactions (Prohibition) Act, 1988 (as amended in 2016) and rules made thereunder.
- ii) (a) According to the information and explanations given to us and on the basis of our examination of the records produced before us, the inventories were physically verified during the year by the management at reasonable intervals. In our opinion the coverage and procedure of such verification by the management is appropriate having regard to the size of the company and the nature of its operations. No discrepancies of 10% or more in the aggregate for each class of inventories were noticed on such physical verification of inventories when compared with books of account.
- (b) In our opinion and according to information and explanation given to us, the Company has been sanctioned working capital limits in excess of rupees Five Crores, in aggregate, from Banks which are secured on the basis of security of current assets. The monthly returns or statements filed by the Company upto March - 2022, in respect of current assets held by it and offered as security with such Banks are in agreement with the audited books of account of the Company of respective quarters and no material discrepancies have been observed as stated in Note No 49 (viii) of the Standalone Financial Statements.
- iii) With respect to investments made in or any guarantee or security provided or any loans or advances in the nature of loans, secured or unsecured, granted during the year by the Company to companies, firms, Limited Liability Partnerships or any other parties.
- (a) During the year, the Company has provided loans, advances in the nature of loans, provided guarantees and securities to companies are as follows:

(In Crores)

(in ₹ Crore)

Particulars	Guarantees	Loans
Aggregate amount granted/ provided during the year	Nil	0.00213
Subsidiaries	Nil	0.00213
Joint Ventures --	Nil	Nil
Associates	Nil	Nil
Balance outstanding as at balance sheet		
date in respect of above cases	57.18	3.70
Subsidiaries	Nil	3.70
Joint Ventures --	57.18	Nil
Associates	Nil	Nil
Others	Nil	Nil

- (b) the investments made, guarantees provided, security given and the terms and conditions of the grant of all loans and advances in the nature of loans and guarantees provided are, prima facie, not prejudicial to the company's interest;
- (c) According to the books of accounts and records examined by us in respect of the loans and advances in the nature of loans, where the schedule of repayment of principal and payment of interest has been stipulated, the repayments or receipts are generally irregular in nature, the amount. According to information and explanations given to us, as a matter of prudence, the Company has not recognised interest on the above.
- (d) The amount of loan Rs3.70 Crore is overdue for more than ninety days. According to information and explanations given to us, as a matter of prudence, the Company has not recognised interest on the above.
- (e) In our opinion and according to information and explanation given and the books of accounts and records examined by us, loans granted which have fallen due during the year have been not been renewed or extended as stated and no fresh loans have been granted to settle the over dues of existing loans given to the same parties.
- (f) The Company has not granted any loans or advances in the nature of loans, either repayable on demand or without specifying any terms or period of repayment to Companies, firms, Limited Liability Partnerships or any other parties. Accordingly, the requirement to report on clause 3(iii)(f) of the order is not applicable to the Company.
- iv) Based on the information and explanations given to us in respect of loans, investments, guarantees and securities, the Company has complied with the provisions of Section 185 and 186 of the Act, to the extent applicable. Further, as the Company is engaged in the business of providing infrastructural facilities, the provisions of Section 186 [except for sub-section (1)] are not applicable to it.
- v) According to the information and explanations given to us, the Company has not accepted any deposits or amounts which are deemed to be deposits within the meaning of provisions of sections 73 to 76 or any other relevant provisions of the Act and the rules framed there under. Therefore, the clause (v) of paragraph 3 of the Order is not applicable to the Company.
- vi) We have not made a detailed examination of the records maintained by the company pursuant to the rules made by the central Government for the maintenance of cost records under section 148 of the Act with a view to determine whether they are accurate or complete. Cost Audit for the same has not been conducted by cost Auditor of the Company.
- vii) (a) According to the information and explanations given to us, the company is generally regular in depositing with appropriate authorities undisputed statutory dues including Goods and Services Tax, provident fund, employees' state insurance, income-tax, sales-tax, service tax, duty of customs, duty of excise, value added tax, cess and any other statutory dues.

- (b) According to the information and explanations given to us, there were no undisputed amounts payable in respect of Goods and Service tax, Provident Fund, Income-tax, Sales Tax, Service Tax, duty of Custom, Duty of Excise, Value Added Tax, cess and other material statutory dues in arrears as at March 31, 2022 for a period of more than six months from the date they became payable except for the followings below:

(in ₹ Crore)

Name of the Statute	Nature of the Dues	Amount	Period to which Amount is relates	Due Date	Date of Payment
Service Tax act	Service Tax	4.59	2012-13 to 2017-18	Various Due Dates	Yet to be paid
Provident Fund/ESI and Prof. Tax.	Professional Tax	0.13	2012-13 to 2021-22	Various Due Dates	Yet to be paid
Roc Fees	Share allotment stamp duty fees	0.014	2015-16	30.06.2015	Yet to be paid
Income Tax	Interest Payable	0.38	2012-13 to 2016-17	Various Due Dates	Yet to be paid

- (c) Statutory dues referred to in sub-clause (a) above which have not been deposited as on March 31, 2022 on account of disputes are given below:

(in ₹ Crore)

Name of the Statute	Nature of the Dues	Amount in (Rs. in Crore)	Period to which the amount relates	Forum where dispute is pending
Income Tax Act, 1961	Block Assessment Demand	1.35	2005-06 to 2011-12	ITAT, New Delhi
Income Tax Act, 1961	Income tax demand	7.19	2013-14	CIT (A)
Income Tax Act, 1961	Block Assessment Demand	18.35	2015-16 to 2021-22	CIT (A)
Sales tax and VAT Matters	Vat Luknow	1.67	Various Years	Commissioner Sals Tax
Sales tax and VAT Matters	Sales Tax/ Vat West Bengal	0.98	Various Years	Commissioner of Sals Tax
MSME Matters	MSME	0.20	Various Years	Session Court

- viii) According to the information and explanations given to us and on the basis of our examination of the records of the company, there were no transactions relating to previously unrecorded income except mentioned in "Other Matter Paragraph No. 1" that were surrendered or disclosed as income in the tax assessments under the Income Tax Act, 1961 (43 of 1961) during the year.
- ix) (a) According to the information and explanations given to us and based on examination of the records of the Company, the Company has defaulted in repayment of loans or borrowings to financial institution or bank. As already mentioned in qualified opinion, we did not receive any loan statement from bank so that we are not able to find out principle and interest amount.
- (b) In our opinion, and according to the information and explanations given to us, the Company has not been declared willful defaulter by any bank or financial institution or government or any government authority.
- (c) The Company has not taken any term loan during the year and there are no unutilized term loans at the beginning of the year and hence, reporting under clause (ix)(c) of the Order is not applicable.
- (d) On an overall examination of the financial statements of the Company, funds raised on short-term basis have, prima facie, not been used during the year for long-term purposes by the Company.
- (e) On an overall examination of the financial statements of the Company, the Company has not taken any funds from any entity or person on account of or to meet the obligations of its subsidiaries, associates or joint ventures/Operation.
- (f) According to the information and explanations given to us and procedures performed by us, we report that the Company has not raised loans during the year on the pledge of securities held in its subsidiaries, joint ventures/Operations or associate companies.
- x) (a) The Company not raised moneys by way of initial public offer or further public offer (including debt instruments) during the year and hence reporting under clause (x)(a) of the Order is not applicable.
- (b) During the year the Company has not made any preferential allotment or private placement of shares or convertible debentures (fully or partly or optionally) and hence reporting under clause (x)(b) of the Order is not applicable to the Company.
- xi) (a) According to the information and explanation given to us and on the based on our examination of the records of the company, except for the matter referred to in the Qualified of Opinion section in the audit report, in respect of which we are unable to comment on potential implications for the reasons described therein, no fraud by the Company or fraud on the Company has been noticed or reported during the year.
- (b) During the year, , no report under sub-section 12 of section 143 of the Companies Act, 2013 has been filed by cost auditor/Secretarial auditor or by us in Form ADT-4 as prescribed under Rule 13 of Companies (Audit and Auditors) Rules, 2014 with the Central Government.
- (c) As represented to us by the management, there are no whistle blower complaints received by the Company during the year.
- xii) The Company is not a Nidhi Company and hence reporting under clause (xii) of the Order is not applicable.
- xiii) According to the information and explanation given to us and on the based on our examination of the records of the company, transactions entered into by the Company with the related parties are in compliance with sections 177 and 188 of the Act, where applicable and the details of related party transactions as required by the applicable accounting standards have been disclosed in the standalone financial statements.
- xiv) (a) In our opinion the Company has an adequate internal audit system commensurate with the size and the nature of its business.
- (b) We have considered the internal audit reports issued to the Company during the year and covering the period up to 31 March 2022 for the period under audit.
- xv) According to the information and explanation given to us and based on our examination of the records of the Company, except for the matter referred to in the Basis for Qualified of Opinion section in the audit report, in respect of which we are unable to comment on any potential implications for the reasons described therein, the Company has not entered into any non-cash transaction with directors or persons connected with him as referred to in Section 192 of the Act.

- xvi) The Company is not required to be registered under section 45-IA of the Reserve Bank of India Act, 1934. Hence, reporting under clause (xvi)(a), (b), (c) and (d) of the Order is not applicable.
- xvii) According to the information and explanations given to us and on the basis of our examination of the records of the company, in our opinion, the company has not incurred cash losses during the financial year covered by our audit and the immediately preceding financial year. Hence, reporting under clause (xvii) of the Order is not applicable.
- xviii) There has been no resignation of the statutory auditors during the year. Therefore, provisions of clause (xviii) of Paragraph 3 of the Order are not applicable to the Company.
- xix) According to the information and explanations given to us and on the basis of the financial ratios, ageing and expected dates of realization of financial assets and payment of financial liabilities, other information accompanying the financial statements, our knowledge of the Board of Directors and management plans and based on our examination of the evidence supporting's and the various conditions specified under paragraph "Qualified Opinion" management has defaulted in repayment of loans or borrowings to financial institution or banks.
- xx) According to the information and explanations given to us and on the basis of our audit procedures, The Corporate Social Responsibility (CSR) contribution under section 135 of the Act is not applicable to the Company. Therefore, the provisions of clause (xx) (a) & (b) of paragraph 3 of the Order are not applicable to the Company. (Refer Note No. 49 to the Standalone Financial Statements).

For Goyal Nagpal & Co.
Chartered Accountants
(Firm's Registration No. 018289C)

CA Virender Nagpal
Partner
(Membership No. 416004)
Place : Delhi
Date : 8th July 2022
UDIN: 22416004AMMLTH7505

INDEPENDENT AUDITORS' REPORT

Report on the Internal Financial Controls under Clause
(i) of Sub-section 3 of Section 143 of the Companies Act, 2013

(Annexure – B)

We were engaged to audit the internal financial controls over financial reporting of Brahmaputra Infrastructure Limited (hereinafter referred to as “the Company”) as of March 31, 2022, in conjunction with our audit of the standalone financial statements of the Company for the year ended on that date.

Management’s Responsibility for Internal Financial Controls

The Company’s management is responsible for establishing and maintaining internal financial controls based on “the internal control over financial reporting criteria established by the Company considering the essential components of internal control stated in the Guidance Note on Audit of Internal Financial Controls over Financial Reporting issued by the Institute of Chartered Accountants of India (‘ICAI’). These responsibilities include the design, implementation and maintenance of adequate internal financial controls that were operating effectively for ensuring the orderly and efficient conduct of its business, including adherence to company’s policies, the safeguarding of its assets, the prevention and detection of frauds and errors, the accuracy and completeness of the accounting records, and the timely preparation of reliable financial information, as required under the Companies Act, 2013.

Auditors’ Responsibility

Our responsibility is to express an opinion on the Company’s internal financial controls over financial reporting with reference to standalone financial statements based on our audit conducted in accordance with the Guidance Note on Audit of Internal Financial Controls Over Financial Reporting (the “Guidance Note”) and the Standards on Auditing prescribed under section 143(10) of the Act, to the extent applicable to an audit of internal financial controls, both issued by the Institute of Chartered Accountants of India.

Because of the matter described in the Disclaimer of Opinion section below, we were not able to obtain sufficient appropriate audit evidence to provide a basis for an audit opinion on internal financial controls over financial reporting with reference to the standalone financial statements of the Company.

Meaning of Internal Financial controls over financial reporting with Reference to Financial Statements

A company’s internal financial control over financial reporting is a process designed to provide reasonable assurance regarding the reliability of financial reporting and the preparation of financial statements for external purposes in accordance with generally accepted accounting principles. A company’s internal financial control over financial reporting includes those policies and procedures that

1. Pertain to the maintenance of records that, in reasonable detail, accurately and fairly reflect the transactions and dispositions of the assets of the company;
2. provide reasonable assurance that transactions are recorded as necessary to permit preparation of financial statements in accordance with generally accepted accounting principles, and that receipts and expenditures of the company are being made only in accordance with authorisations of management and directors of the company; and
3. provide reasonable assurance regarding prevention or timely detection of unauthorised acquisition, use or disposition of the company’s assets that could have a material effect on the financial statements.

Inherent Limitations of Internal Financial Controls over Financial Reporting

Because of the inherent limitations of internal financial controls over financial reporting, including the possibility of collusion or improper management override of controls, material misstatements due to error or fraud may occur and not be detected. Also, projections of any evaluation of the internal financial controls over financial reporting to future periods are subject to the risk that the internal financial control over financial reporting may become inadequate because of changes in conditions, or that the degree of compliance with the policies or procedures may deteriorate.

Qualified Opinion

According to the information and explanations given to us and based on our audit, the following material weaknesses have been identified as at 31 March 2022:

- During the year the company has not made the provision towards interest payable which was not paid for the year under audit. This constitute a departure from the Indian Accounting Standards-37 “Provisions, Contingent

Liabilities and Contingent Assets” referred to in section 133 of the Companies Act, 2013. Sum of Rs. 19.89 crore has not been recognized the interest expenses resulting in understatement of expenses and over statement of Net profit before Tax. Balance in “Other Equity” in the Balance sheet is overstated by the said amount. We also did not verify the actual bank interest booked by the company as the loan statements of the lenders was not provided to us.

A ‘material weakness’ is a deficiency, or a combination of deficiencies, in internal financial controls with reference to financial statements, such that there is a reasonable possibility that a material misstatement of the company’s annual or interim financial statements will not be prevented or detected on a timely basis.

In our opinion except for the possible effects of the material weakness described in Qualified Opinion on the achievement of the objectives of the control criteria, the Company in all material respects, has adequate internal financial controls with reference to standalone financial statements as at 31 March 2022 and except for the effects/ possible effects of the material weaknesses described in Qualified Opinion above on the achievement of the objectives of the control criteria, such controls were operating effectively as at 31 March 2022, based on internal control over financial reporting criteria established by the Company considering the essential components of internal control stated in the Guidance Note issued by the ICAI.

We have considered the material weaknesses identified and reported above in determining the nature, timing, and extent of audit tests applied in our audit of the standalone financial statements of the Company as at and for the year ended 31 March 2022, and these material weaknesses have affected our opinion on the standalone financial statements of the Company and we have issued a modified opinion on the standalone financial statements.

For Goyal Nagpal & Co.

Chartered Accountants

(Firm's Registration No. 018289C)

CA Virender Nagpal

Partner

(Membership No. 416004)

Place : Delhi

Date : 8th July 2022

UDIN: 22416004AMMLTH7505



STANDALONE BALANCE SHEET AS AT 31ST MARCH 2022

(in ₹ Crore)

Particulars	Note No.	As at 31st March 2022	As at 31st March 2021
I. ASSETS			
Non-current Assets			
Property, plant and equipment	3	21.91	23.99
Investment property	4	56.67	57.61
Other intangible assets	5	0.10	0.26
Financial assets			
(i) Investment	6	13.03	13.42
(ii) Trade receivable	7	30.08	29.03
(iii) Loans	8	1.21	3.57
(iv) Other financial assets	9	15.91	27.88
Deferred tax assets (net)	10	3.58	1.86
Other non - current assets	11	75.85	69.44
Total Non-current Assets		218.34	227.06
Current Assets			
Inventories	12	216.70	266.51
Financial assets			
(i) Trade receivables	13	29.44	28.16
(ii) Cash and cash equivalents	14	0.81	1.12
(iii) Other financial assets	15	22.65	35.38
Other current assets	16	68.78	42.33
Contract assets	17	18.43	-
Total Current Assets		356.81	373.50
Total Assets		575.15	600.56
II. EQUITY AND LIABILITIES			
Equity			
Equity Share Capital	18	29.02	29.02
Other Equity	19	115.56	110.28
Total Equity		144.58	139.30
Liabilities			
Non-current Liabilities			
Financial Liabilities			
(i) Borrowings	20	38.26	23.51
(ii) Other financial liability	21	29.93	30.94
Provisions	22	0.91	0.77
Other non-current liabilities	23	7.07	22.56
Trade Payables	24	-	-
- total outstanding dues of micro enterprise and small enterprises; and		0.79	-
- total outstanding dues of creditors other than micro enterprise and small enterprises		27.93	28.72
Total Non-current Liabilities		104.89	106.50
Current Liabilities			
Financial Liabilities			
(i) Borrowings	25	177.38	191.31
(ii) Trade Payables	26	-	-
- Total outstanding dues of micro enterprise and small enterprises; and		-	-
- Total outstanding dues of creditors other than micro enterprise and small enterprises		20.46	16.20

(in ₹ Crore)

Particulars	Note No.	As at 31st March 2022	As at 31st March 2021
(iii) Other Financial Liabilities	27	118.83	139.27
Other Current Liabilities	28	8.94	7.82
Provisions	29	0.07	0.16
Total Current Liabilities		325.68	354.76
Total Liabilities		430.57	461.26
Total Equity and Liabilities		575.15	600.56
Summary of significant accounting policies	1 & 2		

The accompanying notes 1 to 52 are an integral part of these financial statements.

Per our report of even date.

For GOYAL NAGPAL & CO.
CHARTERED ACCOUNTANTS
Firm Registration No. 018289C

For and on Behalf of the Board of Directors of
Brahmaputra Infrastructure Limited

CA Virender Nagpal
PARTNER
Membership No.: 416004

Raktim Acharjee
(Whole Time Director & CFO)
DIN : 06722166

Sanjay Kumar Mozika
(Joint Managing Director)
DIN : 00004508

Vivek Malhotra
(Company Secretary)

Place : Delhi
Date : 8th July 2022
UDIN: 22416004AMMLTH7505



STANDALONE STATEMENT OF PROFIT & LOSS FOR THE YEAR ENDED ON 31ST MARCH 2022

(in ₹ Crore Except EPS)

Particulars	Note No.	As at 31st March 2022	As at 31st March 2021
Income			
Revenue from Operations	30	160.13	141.70
Other income	31	2.47	22.13
Total Income (A)		162.60	163.83
Expenses			
Cost of material consumed	32	63.47	99.25
Changes in inventories of work in progress	33	49.55	25.65
Employee benefits expense	34	3.47	3.48
Finance costs	35	19.74	17.36
Depreciation and amortisation expenses	36	3.08	4.22
Other expenses	37	14.83	8.89
Total Expenses (B)		154.14	158.85
Profit/(Loss) before Exceptional Items and Tax (A-B) = C		8.46	4.98
Exceptional Items (D)	38	(0.91)	4.12
Profit before Tax after Exceptional Items (C-D) = E		9.37	0.86
Tax Expense/(Benefit)			
- Current tax		1.64	-
- Prior Period Tax		4.10	-
- Deferred tax		(1.69)	0.58
Total Tax (Benefit)/Expense (F)		4.05	0.58
Profit for the Year (E-F) = G		5.32	0.28
Other Comprehensive Income			
(i) Items that will not be reclassified subsequently to Profit or Loss			
Changes in fair value of investment in equity instruments		0.00	(0.00)
Income tax relating to above		(0.00)	0.00
Items that will not be reclassified to statement of profit and loss		-	-
Remeasurement of defined benefit plans		(0.05)	0.08
Income tax relating to these items		0.01	(0.02)
Total OCI (H)		(0.04)	0.06



Particulars	Note No.	(in ₹ Crore Except EPS)	
		As at 31st March 2022	As at 31st March 2021
Total comprehensive income for the year (G+H) = I		5.28	0.34
Earnings per equity share (in Rs.)	39		
Basic		1.82	0.12
Diluted		1.82	0.12
Summary of significant accounting policies	1 & 2		

The accompanying notes 1 to 52 are an integral part of these financial statements.

For GOYAL NAGPAL & CO.
CHARTERED ACCOUNTANTS
Firm Registration No. 018289C

For and on Behalf of the Board of Directors of
Brahmaputra Infrastructure Limited

CA Virender Nagpal
PARTNER
Membership No.: 416004

Raktim Acharjee
(Whole Time Director & CFO)
DIN : 06722166

Sanjay Kumar Mozika
(Joint Managing Director)
DIN : 00004508

Vivek Malhotra
(Company Secretary)

Place : Delhi
Date : 8th July 2022
UDIN: 22416004AMMLTH7505



STANDALONE STATEMENT OF CASH FLOW STATEMENT FOR THE YEAR ENDED 31ST MARCH 2022

(in ₹ Crore)

Particulars	As at 31st March 2022	As at 31st March 2021
A. Cash flow from operating activities		
Net profit/(Loss) before tax	8.46	4.99
Adjustment for:		-
Depreciation and amortisation	3.08	3.28
Interest paid (net of interest received on fixed deposit & others)	-	11.95
Other comprehensive income/(loss)	(0.04)	0.08
Rent received	(7.76)	(3.06)
Provision for expected credit loss	1.65	1.88
Provision for impairment	9.49	3.70
	14.87	22.81
B. Operating profit before working capital changes		
C. Changes in working capital (excluding cash & bank balance)		
(Increase) / Decrease in trade and other receivables	35.32	(12.98)
(Increase) / Decrease in inventories	49.81	45.19
(Increase) / Decrease in investment property	0.94	0.94
(Increase) / Decrease in loans and other current assets	(73.03)	24.50
Increase / (Decrease) in trade payables and other liabilities	(31.50)	(47.71)
	(3.61)	32.76
D. Cash generated from operations (B+C)		
E. Income taxes paid (including prior period)	(5.74)	-
	(9.35)	32.76
F. Net cash flow before exceptional items (D-E)		
Less : Exceptional items	(0.91)	4.12
Net cash generated from operating activities	(8.44)	28.64
G. Cash flow from investing activities		
Purchase of Property, Plant and Equipment	(0.83)	(1.27)
Rent received	7.76	3.06
Decrease/(Increase) in investments in joint ventures	0.39	19.62
Net cash used in investing activities	7.32	21.41
H. Cash flow from financing activities		
Proceeds/(repayment) of long term borrowings	0.81	(38.18)
Interest paid (net of interest received)	-	(11.95)
Net cash flow from financing activities	0.81	(50.12)
I. Net Increase/(Decrease) in cash and cash equivalents (F+G+H)	(0.31)	(0.07)

(in ₹ Crore)

Particulars	Note No.	(in ₹ Crore)	
		As at 31st March 2022	As at 31st March 2021
Cash and cash equivalents at the beginning of the year		1.12	1.19
Cash and cash equivalents at the end of the year		0.81	1.12

- (ii) There are no reconciliation items between the opening and closing balances in the balance sheet for liabilities arising from financing activities.
- (ii) The above Cash Flow Statement has been prepared in accordance with the "Indirect Method" as set out in the Ind AS - 7 on "Cash Flow Statements" specified under Section 133 of the Companies Act, 2013, as applicable.
- (iii) The accompanying notes 1 to 52 are an integral part of these financial statements.

For GOYAL NAGPAL & CO.
CHARTERED ACCOUNTANTS
Firm Registration No. 018289C

For and on Behalf of the Board of Directors of
Brahmaputra Infrastructure Limited

CA Virender Nagpal
PARTNER
Membership No.: 416004

Raktim Acharjee
(Whole Time Director & CFO)
DIN : 06722166

Sanjay Kumar Mozika
(Joint Managing Director)
DIN : 00004508

Vivek Malhotra
(Company Secretary)

Place : Delhi
Date : 8th July 2022
UDIN: 22416004AMMLTH7505

**STANDALONE STATEMENT OF CHANGES IN EQUITY FOR THE YEAR ENDED MARCH 31, 2022****A. Equity Share Capital**

(in ₹ Crore)

Particulars	Amount
Balance as at April 1, 2020	29.02
Change in equity share capital during the year	-
Balance as at March 31, 2021	29.02
Balance as at April 1, 2021	29.02
Change in equity share capital during the year	-
Balance as at March 31, 2022	29.02

B. Other Equity

Attributable to owners of the company

(in ₹ Crore)

Particulars	Attributable to owners of the company					Total Attributable to Owners of the Company
	Retained Earnings	General Reserve	Security Premium	Deemed Equity Portion	Other Comprehensive Income	
Balance as at April 1, 2020	(16.11)	90.39	26.98	7.44	1.23	109.94
Profit for the year	0.28	-	-	-	-	0.28
Other comprehensive income	-	-	-	-	0.06	0.06
Total comprehensive income for the year	0.28	-	-	-	0.06	0.34
Balance as at March 31, 2021	(15.83)	90.39	26.98	7.44	1.29	110.28
Profit for the year	5.32					5.32
Other comprehensive income					(0.04)	(0.04)
Total comprehensive income for the year	5.32	-	-	-	(0.04)	5.28
Balance as at March 31, 2022	(10.51)	90.39	26.98	7.44	1.26	115.56

The accompanying notes 1 to 52 are an integral part of these financial statements.

For GOYAL NAGPAL & CO.
 CHARTERED ACCOUNTANTS
 Firm Registration No. 018289C

For and on Behalf of the Board of Directors of
Brahmaputra Infrastructure Limited

CA Virender Nagpal
 PARTNER
 Membership No.: 416004

Raktim Acharjee
 (Whole Time Director & CFO)
 DIN : 06722166

Sanjay Kumar Mozika
 (Joint Managing Director)
 DIN : 00004508

Vivek Malhotra
 (Company Secretary)

Place : Delhi
 Date : 8th July 2022
 UDIN: 22416004AMMLTH7505

NOTES TO THE STANDALONE FINANCIAL STATEMENTS FOR THE YEAR ENDED MARCH 31, 2022**Reporting Entity**

Brahmaputra Infrastructure Limited is into EPC & Real Estate Development Business and handling various projects like Construction of Bridges, Flyovers, Highways, Airport, Building Construction, Tunnel projects, Mining projects. The Registered Office of the Company is situated at Brahmaputra House, A-7, Mahipalpur (NH-8, Mahipalpur Crossing) New Delhi – 110 037.

The company's equity shares are listed with Bombay Stock Exchange Limited (BSE) in India.

1. Basis of Preparation.**(i) Statement of Compliance:**

These standalone financial statements have been prepared in accordance with Indian Accounting Standards (Ind AS) as per the Companies (Indian Accounting Standards) Rules, 2015 notified under Section 133 of Companies Act, 2013, (the 'Act') and other relevant provisions of the Act.

These standalone IND AS financial statements were authorised for issue by the Company's Board of Directors on July 8, 2022.

The significant accounting policies adopted in the preparation of these financial statements are included in note 2. These policies have been consistently applied to all the years presented, unless otherwise stated

(ii) Current and non-current classification

All assets and liabilities have been classified as current or non-current as per the Company's normal operating cycle and other criteria set out in the Schedule III to the Act.

Based on the nature of services, the operating cycle of the Company cannot be ascertained as it typically ranges from 1 year to 3 years given the wide range of various projects being done by the Company. In absence of any ascertainable operating cycle, the same has been taken as 12 months for the purpose of current and non-current classification of assets and liabilities.

(iii) Functional and presentation currency

These standalone financial statements are presented in Indian Rupees (₹), which is also the Company's functional currency. All amounts have been rounded-off to the nearest lacs, unless otherwise indicated.

(iv) Basis of measurement

The standalone financial statements have been prepared on the historical cost basis except for the following items:

Items	Measurement basis
Certain financial assets and liabilities	Fair value
Net defined benefit (asset)/ liability defined	Fair value of plan assets less present value of defined

(v) Use of estimates and judgements

In preparing these standalone financial statements, management has made judgements, estimates and assumptions that affect the application of accounting policies and the reported amounts of assets, liabilities, income and expenses. Actual results may differ from these estimates.

Estimates and underlying assumptions are reviewed on an ongoing basis. Revisions to accounting estimates are recognised prospectively.

Assumptions and Estimation Uncertainties

Information about assumptions and estimation uncertainties that have a significant risk of resulting in a material adjustment in the year ending March 31, 2022 is included in the following note:

- Measurement of useful lives and residual values to property, plant and equipment;
- Impairment test of non-financial assets: key assumptions underlying recoverable amounts including the recoverability of expenditure on internally-generated intangible assets;
- Impairment of goodwill.
- Measurement of useful lives of intangible assets;
- Acquisition of subsidiary and associates: fair value of the consideration transferred (including contingent consideration) and fair value of the assets acquired and liabilities assumed, measured on a provisional basis;
- Recognition of deferred tax assets: availability of future taxable profit against which tax losses carried forward can be used.
- Recognition and measurement of provisions and contingencies: key assumptions about the likelihood and magnitude of outflow of resources;
- Measurement of defined benefit obligations and plan assets: key actuarial assumptions.
- Fair value measurement of financial instruments and impairment of financial assets.

(vi) Measurement of Fair Value

A number of accounting policies and disclosures require measurement of fair value for both financial and non-financial assets and liabilities.

Fair value is the price that would be received to sell an asset or paid to transfer a liability in an ordinary transaction between market participants at the measurement date. The fair value measurement is based on the presumption that the transaction to sell the asset or transfer the liability takes place either –

- In the principal market for the asset or liability, or
- In the absence of a principal market, in the most advantageous market for the asset or liability

The principal or the most advantageous market must be accessible to/ by the Company.

All assets and liabilities for which fair value is measured or disclosed in the standalone financial statements are categorised within the fair value hierarchy, described as follows, based on the lowest level input that is significant to the fair value measurement as a whole.

Level 1 - Quoted (unadjusted) prices in active markets for identical assets or liabilities

Level 2 - Valuation techniques for which the lowest level input that is significant to the fair value measurement is directly or indirectly observable

Level 3 - Valuation techniques for which the lowest level input that is significant to the fair value measurement is unobservable

For the purpose of fair value disclosures, the Company has determined classes of assets and liabilities on the basis of the nature, characteristics and risks of the asset or liability and the level of the fair value hierarchy as explained above.

The Company measures financial instruments, such as, investments (other than investment in subsidiaries), at fair value at each reporting date. The same are disclosed in Note 45.

2. Significant Accounting Policies

(i) Revenue

Revenue is recognised upon transfer of control of promised product or services to customer in an amount that reflect the consideration which the company expects to receive in exchange for those product or services at the fair value of the consideration received or receivable, which is generally the transaction price, net of any taxes/duties and discounts.

The company earns revenue from construction and real estate projects.

Revenue from related parties is recognized based on transaction price which is at arm's length.

Revenue from construction activity

Income from construction contracts is recognized by reference to the stage of completion of the contract activity as certified by the client.

Revenue from real estate projects

Revenue from real estate projects is recognized on the basis of percentage of completion method of accounting.

Other operating income

- a. Income from industrial park project is recognized on the time of execution of registered sale deed / agreement to sale, in relation to sold areas only
- b. "Bill raised but unsettled" have been accounted for in the books at the value reasonably ascertained by the management on the date of raising the bill.
- c. Claims in respect of civil contracts lodged/awarded with/by the respective Department which may pertain to earlier years have been accounted for in the books in the year of its certainty and at value /enhanced value reasonably ascertained by the management.

Other income

Rental income from investment property is recognised as part of revenue from operations in profit or loss on a straight-line basis over the term of the lease except where the rentals are structured to increase in line with expected general inflation. Lease incentives granted are recognised as an integral part of the total rental income, over the term of the lease.

Interest income

Interest income on time deposits and inter corporate loans is recognised using the effective interest method. The 'effective interest rate' is the rate that exactly discounts estimated future cash payments or receipts through the expected life of the financial instrument to the gross carrying amount of the financial asset.

Dividend

Dividend income is recognised in profit and loss on the date on which the company's right to receive payment is established.

(ii) Property, plant and equipment

Recognition and measurement

Items of property, plant and equipment are measured at cost, net of recoverable taxes (wherever applicable), which includes capitalised borrowing costs less accumulated depreciation and accumulated impairment losses, if any.

Cost of an item of property, plant and equipment comprises its purchase price, including import duties and non-refundable purchase taxes, if any, after deducting trade discounts and rebates, any directly attributable cost of bringing the item to its working condition for its intended use and estimated costs of dismantling and removing the item and restoring the site on which it is located.

If significant parts of an item of property, plant and equipment have different useful lives, then they are accounted for as separate items (major components) of property, plant and equipment.

Any gain or loss on disposal of an item of property, plant and equipment is recognised in the statement of profit and loss.

Subsequent expenditure

Subsequent expenditure are included in the asset's carrying amount or recognised as a separate asset, as appropriate, only if it is probable that future economic benefits associated with the expenditure will flow to the Company and the cost of the item can be measured reliably. The carrying amount of any component accounted for as a separate asset is derecognised when replaced.

All other repairs and maintenance are charged to the statement of profit and loss during the reporting year in which they are incurred.

Depreciation methods, estimated useful lives and residual values

Depreciation is calculated on cost of items of property, plant and equipment less their estimated residual value over their useful life using straight line method, and is recognised in the statement of profit and loss.

The estimated useful lives of items of property, plant and equipment for the current and comparative periods are as under and the same are equal to lives specified as per schedule II of the Act.

Particulars	Useful lives (in years)
Tangible Assets:	
Concrete, Crushing, Piling Equipment	12
Building	60
Earth Moving Equipments	9
Heavy Lift Equipments (Cranes with Capacity of Less than 100 tons)	15
Others including Material Handling / Pipeline/Welding Equipments	12
Tunnelling Equipment	10
Office Equipment	5
Motor cycles, scooters and other mopeds	10
Motor Car	8
End User Devices such as Desktop, Laptop etc.	3
Software/Networks	6

Based on technical evaluation and consequent advice, the management believes that its estimates of useful lives as given above best represent the period over which management expects to use these assets. Depreciation on addition to property, plant and equipment is provided on pro-rata basis from the date the assets are ready for intended use. Depreciation on sale/discard from property, plant and equipment is provided for up to the date of sale, deduction or discard of property, plant and equipment as the case may be.

Depreciation method, useful lives and residual values are reviewed at each financial year-end, and changes, if any, are accounted for prospectively.

Reclassification to investment property

When the use of a property changes from owner-occupied to investment property, the property is reclassified as investment property at its carrying amount on the date of reclassification.

(iii) Goodwill and other intangible assetsGoodwill

For measurement of goodwill that arises on a business combination. Subsequent measurement is at cost less any accumulated impairment losses.

Other intangible assets

An intangible asset is recognised when it is probable that the future economic benefits attributable to the asset will flow to the company and where its cost can be reliably measured.

Intangible assets are initially measured at cost. Such intangible assets are subsequently measured at cost less accumulated amortisation and any accumulated impairment losses. Cost comprises the purchase price and any cost attributable to bringing the assets to its working condition for its intended use.

Internally generated intangible assets

Expenditure on research activities is recognised in the statement of profit and loss as incurred.

Development expenditure is capitalised as part of the cost of the resulting intangible asset only if the expenditure can be measured reliably, the product or process is technically and commercially feasible, future economic benefits are probable, and the Company intends to and has sufficient resources to complete development and to use or sell the asset. Otherwise, it is recognised in the statement of profit and loss as incurred. Subsequent to initial recognition, the asset is measured at cost less accumulated amortisation and any accumulated impairment losses.

Others

Other intangible assets including those acquired by the Company in a business combination are initially measured at cost. Such intangible assets are subsequently measured at cost less accumulated amortisation and any accumulated impairment losses.

Subsequent expenditure is capitalised only when it increases the future economic benefits embodied in the specific asset to which it relates. All other expenditure is recognised in the statement of profit and loss as incurred.

Amortisation

Goodwill is not amortised and is tested for impairment annually.

Amortisation is calculated to write off the cost of intangible assets over their estimated useful lives using the straight-line method, and is included in depreciation and amortisation in the statement of profit and loss.

The useful lives of intangible assets are as follows:

Intangible assets	Useful lives (in years)
Goodwill	10
Software	5

Amortisation method, useful lives and residual values are reviewed at each financial year-end, and changes, if any, are accounted for prospectively.

Losses arising from the retirement of, and gain or losses arising from disposal of an intangible asset are determined as the difference between the net disposal proceeds and the carrying amount of asset and recognised as income or expense in the statement of profit and loss.

(iv) Business Combinations

In accordance with Ind AS 103, the Company accounts for these business combinations using the acquisition method when control is transferred to the Company. The consideration transferred for the business combination is generally measured at fair value as at the date the control is acquired (acquisition date), as are the net identifiable assets acquired. Any goodwill that arises is tested annually for impairment. Any gain on a bargain purchase is recognised in other comprehensive income ("OCI") and accumulated in equity as capital reserve if there exists clear evidence of the underlying reasons for classifying the business combination as resulting in a bargain purchase; otherwise the gain is recognised directly in equity as capital reserve. Transaction costs are expensed as incurred except to the extent of issue of debt or equity securities.

Any contingent consideration is measured at fair value at the date of acquisition. If an obligation to pay contingent consideration that meets the definition of a financial instrument is classified as equity, then it is not re-measured subsequently and settlement is accounted for within equity. Other contingent consideration is re-measured at fair value at each reporting date and changes in the fair value of the contingent consideration are recognised in profit or loss.

(v) Impairment of non-financial assets

The Company's non-financial assets, other than inventories and deferred tax assets are reviewed at each reporting date to determine whether there is any indication of impairment. If any such indication exists, then the asset's or CGU's recoverable amount is estimated. Goodwill is tested annually for impairment.

For impairment testing, assets that do not generate independent cash inflows are grouped together into cash-generating units (CGUs). Each CGU represents the smallest group of assets that generates cash inflows that are largely independent of the cash inflows of other assets or CGUs.

Goodwill arising from a business combination is allocated to CGUs or groups of CGUs that are expected to benefit from the synergies of the combination.

The recoverable amount of a CGU (or an individual asset) is the higher of its value in use and its fair value less costs to sell. Value in use is based on the estimated future cash flows, discounted to their present value using a pre-tax discount rate that reflects current market assessments of the time value of money and the risks specific to the CGU (or the asset).

An impairment loss is recognised if the carrying amount of an asset or CGU exceeds its estimated recoverable amount. Impairment losses are recognised in the statement of profit and loss. Impairment loss recognised in respect of a CGU is allocated first to reduce the carrying amount of any goodwill allocated to the CGU, and then to reduce the carrying amounts of the other assets of the CGU (or group of CGUs) on a pro rata basis.

After impairment, depreciation/amortisation is provided on the revised carrying amount of the asset over its remaining useful life.

(vi) Investment property

Investment property is property held either to earn rental income or for capital appreciation or for both, but not for sale in the ordinary course of business, use in the production or supply of goods or services or for administrative purposes. Upon initial recognition, an investment property is measured at cost. Subsequent to initial recognition, investment property is measured at cost less accumulated depreciation and accumulated impairment losses, if any.

The fair value of investment property is disclosed in the notes. Fair value is determined by an independent valuer who holds a recognised and relevant professional qualification and has recent experience in the relevant location and category of the investment property being valued.

Depreciation on building component of investment property is calculated on a straight-line basis using the rate arrived at based on the useful life estimated by the management, which are equal to useful lives specified as per Schedule II to the Act.

Particulars	Useful lives (in years)
Building	60

Any gain or loss on disposal of an investment property is recognised in the statement of profit and loss.

(vii) Borrowing costs

Borrowing costs are interest and other costs incurred in connection with the borrowing of funds. Borrowing costs directly attributable to acquisition or construction of an asset which necessarily take a substantial period of time to get ready for their intended use are capitalised as part of the cost of that asset. Other borrowing costs are recognised as an expense in the period in which they are incurred.

The Ministry of Corporate Affairs issued amendments to Ind AS 23, 'Borrowing Costs', which clarify that if any specific borrowing remains outstanding after the related asset is ready for its intended use or sale, that borrowing becomes part of the funds that an entity borrows generally when calculating the capitalisation rate on general borrowings. There is no impact on the financial statement due to this amendment.

(viii) Financial instruments

i. Recognition and initial measurement

Trade receivables and debt securities issued are initially recognised when they are originated. All other financial assets and financial liabilities are initially recognised when the Company becomes a party to the contractual provisions of the instrument.

A financial asset or financial liability is initially measured at fair value plus, transaction costs that are directly attributable to its acquisition or issue, except for an item recognised at fair value through profit and loss. Transaction cost of financial assets carried at fair value through profit and loss is expensed in the statement of profit and loss.

ii. Classification and subsequent measurement

Financial assets

On initial recognition, a financial asset is classified as measured at

- amortised cost;
- Fair value through other comprehensive income (OCI), or
- Fair value through profit and loss (FVTPL)

The classification depends on the entity's business model for managing the financial assets and the contractual terms of the cash flows.

Financial assets are not reclassified subsequent to their initial recognition, except if and in the period the Company changes its business model for managing financial assets.

A financial asset is measured at amortised cost if it meets both of the following conditions and is not designated as at FVTPL:

- the asset is held within a business model whose objective is to hold assets to collect contractual cash flows; and
- the contractual terms of the financial asset give rise on specified dates to cash flows that are solely payments of principal and interest on the principal amount outstanding.

A debt investment is measured at FVOCI if it meets both of the following conditions and is not designated as at FVTPL:

- the asset is held within a business model whose objective is achieved by both collecting contractual cash flows and selling financial assets; and
- the contractual terms of the financial asset give rise on specified dates to cash flows that are solely payments of principal and interest on the principal amount outstanding.

On initial recognition of an equity investment that is not held for trading, the Company may irrevocably elect to present subsequent changes in the investment's fair value in OCI (designated as FVOCI – equity investment). This election is made on an investment by investment basis.

All financial assets not classified to be measured at amortised cost or FVOCI as described above are measured at FVTPL. This includes all derivative financial assets. On initial recognition, the Company may irrevocably designate a financial asset that otherwise meets the requirements to be measured at amortised cost or at FVOCI or at FVTPL if doing so eliminates or significantly reduces an accounting mismatch that would otherwise arise.

Financial assets: Business model assessment

The Company makes an assessment of the objective of the business model in which a financial asset is held at a portfolio level because this best reflects the way the business is managed and information is provided to management. The information considered includes:

- the stated policies and objectives for the portfolio and the operation of those policies in practice. These include whether management's strategy focuses on earning contractual interest income, maintaining a particular interest rate profile, matching the duration of the financial assets to the duration of any related liabilities or expected cash outflows or realising cash flows through the sale of the assets;
- how the performance of the portfolio is evaluated and reported to the Company's management;
- the risks that affect the performance of the business model (and the financial assets held within that business model) and how those risks are managed;
- how managers of the business are compensated – e.g. whether compensation is based on the fair value of the assets managed or the contractual cash flows collected; and
- the frequency, volume and timing of sales of financial assets in prior periods, the reasons for such sales and expectations about future sales activity

Transfers of financial assets to third parties in transactions that do not qualify for derecognition are not considered sales for this purpose, consistent with the Company's continuing recognition of the assets

Financial assets that are held for trading or are managed and whose performance is evaluated on a fair value basis are measured at FVTPL.

Financial assets: Assessment whether contractual cash flows are solely payments of principal and interest

For the purposes of this assessment, 'principal' is defined as the fair value of the financial asset on initial recognition. 'Interest' is defined as consideration for the time value of money and for the credit risk associated with the principal amount outstanding during a particular period of time and for other basic lending risks and costs (e.g. liquidity risk and administrative costs), as well as a profit margin.

In assessing whether the contractual cash flows are solely payments of principal and interest, the Company considers the contractual terms of the instrument. This includes assessing whether the financial asset contains a contractual term that could change the timing or amount of contractual cash flows such that it would not meet this condition. In making this assessment, the Company considers:

- contingent events that would change the amount or timing of cash flows;
- terms that may adjust the contractual coupon rate, including variable interest rate features; prepayment and extension features; and
- terms that limit the Company's claim to cash flows from specified assets (e.g. non-recourse features).

A prepayment feature is consistent with the solely payments of principal and interest criterion if the prepayment amount substantially represents unpaid amounts of principal and interest on the principal amount outstanding, which may include reasonable additional compensation for early termination of the contract. Additionally, for a financial asset acquired at a significant discount or premium to its contractual amount, a feature that permits or requires prepayment at an amount that substantially represents the contractual par amount plus accrued (but unpaid) contractual interest (which may also include reasonable additional compensation for early termination) is treated as consistent with this criterion if the fair value of the prepayment feature is insignificant at initial recognition.

Financial assets: Subsequent measurement and gains and losses

Financial assets at amortised cost: These assets are subsequently measured at amortised cost using the effective interest method. The amortised cost is reduced by impairment losses, if any. Interest income and impairment are recognised in the statement of profit and loss. Any gain or loss derecognition is recognised in statement of profit and loss.

Financial assets at FVTPL: These assets are subsequently measured at fair value. Net gains and losses, including any interest income, are recognised in the statement of profit and loss.

Debts investments at FVOCI: These assets are subsequently measured at fair value. Interest income under the effective interest method, foreign exchange gains and losses and impairment are recognised in profit or loss. Other net gains and losses are recognised in OCI. On Derecognition, gains and losses accumulated in OCI are reclassified to profit or loss.

Equity investments at FVOCI: These assets are subsequently measured at fair value. Dividends are recognised as income in profit or loss unless the dividend clearly represents a recovery of part of the cost of the investment. Other net gains and losses are recognised in OCI and are not reclassified to profit or loss.

Financial liabilities: classification, subsequent measurement & gain and loss

Financial liabilities are classified as measured at amortised cost or FVTPL. A financial liability is classified as at FVTPL if it is classified as held for trading, or it is a derivative or it is designated as such on initial recognition. Financial liabilities at FVTPL are measured at fair value and net gains and losses, including any interest expense, are recognised in the statement of profit and loss. Other financial liabilities are subsequently measured at amortised cost using the effective interest method. Interest expense and foreign exchange gains and losses are recognised in the statement of profit and loss. Any gain or loss on derecognition is also recognised in the statement of profit and loss.

iii. Offsetting

Financial assets and monetary liabilities are offset and the net amount presented in the balance sheet when, and only when, the Company currently has a legally enforceable right to set off the amounts and it intends either to settle them on a net basis or to realise the assets and settle the liabilities simultaneously.

iv. Derecognition

Financial assets

The Company derecognises a financial asset when the contractual rights to the cash flows from the financial asset expire, or it transfers the rights to receive the contractual cash flows in a transaction in which substantially all of the risks and rewards of ownership of the financial asset are transferred or in which the Company neither transfers nor retains substantially all of the risks and rewards of ownership and does not retain control of the financial asset.

If the Company enters into transactions whereby it transfers assets recognised on its balance sheet, but retains either all or substantially all of the risks and rewards of the transferred assets, the transferred assets are not derecognised.

Financial liabilities

The Company derecognises a financial liability when its contractual obligations are discharged or cancelled, or expire.

The Company also derecognises a financial liability when its terms are modified and the cash flows under the modified terms are substantially different. In this case, a new financial liability based on the modified terms is recognised at fair value. The difference between the carrying amount of the financial liability extinguished and the new financial liability with modified terms is recognised in the statement of profit and loss.

v. Impairment of financial instruments:

The Company recognises loss allowances for expected credit losses on:-

- Financial assets measured at amortised cost; and
- Financial assets measured at FVOCI- debt investments

At each reporting date, the Company assesses whether financial assets carried at amortised cost and debt securities at FVOCI are credit impaired. A financial asset is 'credit-impaired' when one or more events that have a detrimental impact on the estimated future cash flows of the financial asset have occurred. Evidence that a financial asset is credit-impaired includes the following observable data:

- significant financial difficulty of the borrower or issuer;
- a breach of contract such as a default or being past due for agreed credit period;
- the restructuring of a loan or advance by the Company on terms that the Company would not consider otherwise;
- it is probable that the borrower will enter bankruptcy or other financial reorganisation; or
- the disappearance of an active market for a security because of financial difficulties.

Expected credit loss:

Loss allowances for trade receivables are always measured at an amount equal to lifetime expected credit losses.

Lifetime expected credit losses are the expected credit losses that result from all possible default events over the expected life of a financial instrument.

12-month expected credit losses are the portion of expected credit losses that result from default events that are possible within 12 months after the reporting date (or a shorter period if the expected life of the instrument is less than 12 months).

In all cases, the maximum period considered when estimating expected credit losses is the maximum contractual period over which the Company is exposed to credit risk.

When determining whether the credit risk of a financial asset has increased significantly since initial recognition and when estimating expected credit losses, the Company considers reasonable and supportable information that is relevant and available without undue cost or effort. This includes both quantitative and qualitative information and analysis, based on the Company's historical experience and informed credit assessment and including forward looking information.

The Company assumes that the credit risk on a financial asset has increased significantly if it is more than agreed credit period.

The Company considers a financial asset to be in default when:

- the borrower is unlikely to pay its credit obligations to the Company in full, without recourse by the Company to actions such as realising security (if any is held); or
- the financial asset is past due and not recovered within agreed credit period.

Measurement of expected credit losses

Expected credit losses are a probability-weighted estimate of credit losses. Credit losses are measured as the present value of all cash shortfalls (i.e. the difference between the cash flows due to the Company in accordance with the contract and the cash flows that the Company expects to receive).

Loss allowances for financial assets measured at amortised cost are deducted from the gross carrying amount of the assets disclosed in the Balance Sheet.

Write-off

The gross carrying amount of a financial asset is written off (either partially or in full) to the extent that there is no realistic prospect of recovery. This is generally the case when the Company determines that the debtor does not have assets or sources of income that could generate sufficient cash flows to repay the amounts subject to the write-off. However, financial assets that are written off could still be subject to enforcement activities in order to comply with the Company's procedures for recovery of amounts due.

(ix) IndAS-116 Leases

The Company has adopted the new accounting standard Ind AS 116 “Leases” w.e.f April 1, 2019 as per Companies (Indian Accounting Standards) amendment Rules, 2019, notified by MCA on March 30, 2019. Ind AS 116 is a single lessee accounting model and sets out the principles for the recognition, measurement, presentation and disclosure of leases for both lessees and lessors. On application of Ind AS 116, the nature of expenses has changed from lease rent in previous periods to depreciation cost for the right-of-use assets (ROU), and finance cost for interest accrued on lease liability.

A contract is, or contains, a lease if the contract conveys the right to control the use of an identified asset for a period in exchange for consideration.

As a lessee

At the commencement date of the lease the Company recognizes a lease liability measured at the present value of the lease payments that are not paid at that date. The lease payments included in the measurement of the lease liability consist of the payments for the right of use the underlying assets during the lease term that are not paid at the commencement date of the lease.

The payments included in the measurement of the lease liability include fixed payments less any lease incentives receivable variable lease payments that depend on an index or a rate, initially measured using the index or rate as at the commencement date, residual value guarantees, exercise price of a purchase option where the Company is reasonably certain to exercise that option and payments of penalties for terminating the lease, if the lease term reflects the lessee exercising an option to terminate the lease.

The lease payments are discounted using the interest rate implicit in the lease, if that rate is readily determined, if that rate is not readily determined, the lease payments are discounted using the incremental borrowing rate.

The Company recognizes a right-of-use asset from a lease contract at the commencement date of the lease, which is the date that the underlying asset is made available for use.

The cost of the right-of-use assets comprises the amount of the initial measurement of the lease liability, any initial direct costs incurred and any lease payments made at or before the commencement date of the lease less any lease incentives received. Subsequently, the right of-use assets is measured at cost less any accumulated depreciation and accumulated impairment losses, if any and adjusted for any re measurement of the lease liability.

The right-of-use assets is depreciated using the straight-line method from the commencement date over the shorter of lease term or useful life of right-of-use asset. It also considers possible asset retirement obligations in the cost of the right-of-use asset.

Right-of-use assets are subject to impairment testing in future periods. On date of transition, the Company has applied the standard to its leases, retrospectively, with the cumulative effect of initially applying the Standard and accordingly not restated comparative information, instead, the cumulative effect of initially applying this standard has been recognised as an adjustment to the opening balance of retained earnings as on April 1, 2019.

The Company has also applied the following practical expedient provided by the standard when applying Ind AS 116.

- a) By measuring the assets at an amount equal to the lease liability, adjusted by the amount of any prepaid or accrued lease payment recognized immediately before the date of initial applications.
- b) The Company has applied a single discount rate to a portfolio of leases of similar assets in similar economic environment, consequently, the Company has recorded the lease liability at the present value of remaining lease payments, discounted using the incremental borrowing rate at the date of initial application.
- c) not to reassess whether a contract is or contains a lease, accordingly the definition of lease in accordance with Ind AS 17 will continue to be applied to those leases entered or modified before April 1, 2019.

- d) excluded the initial direct costs from measurement of the ROU asset.
- e) Not to recognize ROU assets and lease liabilities for leases with less than twelve months of lease term and low-value assets on the date of initial application.

As a lessor

Leases for which the Company is a lessor is classified as a finance or operating lease. Whenever the terms of the lease transfer substantially all the risks and rewards of ownership to the lessee, the contract is classified as a finance lease. All other leases are classified as operating leases.

For operating leases, rental income is recognized on a straight line basis over the term of the relevant lease.

(x) Inventories

Inventories comprising of traded goods are measured at the lower of cost and net realisable value. The cost of inventories is based on the first in, first out formula.

The Cost comprises all costs of purchases and other costs incurred in bringing the inventory to their present location and condition. Net realisable value is the estimated selling price in the ordinary course of business less estimated costs necessary to make the sale. The comparison of cost and net realisable value is made on an item by item basis.

(xi) Employee Benefits

Short term employee benefits:

Short term employee benefit obligations are measured on an undiscounted basis and are expenses off as the related services are provided. Benefits such as salaries, wages, and bonus etc. are recognised in the statement of profit and loss in the year in which the employee renders the related service. The liabilities are presented as current employee benefit obligation in the balance sheet.

Long term employee benefits

Defined contribution plan: Provident fund

All employees of the Company are entitled to receive benefits under the Provident Fund, which is a defined contribution plan. Both the employee and the employer make monthly contributions to the plan at a predetermined rate as per the provisions of The Employees Provident Fund and Miscellaneous Provisions Act, 1952. These contributions are made to the fund administered and managed by the Government of India. The Company has no further obligations under the plan beyond its monthly contributions. Obligation for contribution to defined contribution plan are recognised as an employee benefit expenses in statement of profit and loss in the period during which the related services are rendered by the employees.

Defined Benefit Plan: Gratuity

A defined benefit plan is a post-employment benefit plan other than a defined contribution plan.

The Company provides for retirement benefits in the form of Gratuity, which provides for lump sum payments to vested employees on retirement, death while in service or on termination of employment in an amount equivalent to 15 days basic salary for each completed year of service. Vesting occurs upon completion of five years of service. Benefits payable to eligible employees of the company with respect to gratuity is accounted for on the basis of an actuarial valuation as at the balance sheet date.

The present value of such obligation is determined by the projected unit credit method and adjusted for past service cost and fair value of plan assets as at the balance sheet date through which the obligations are to be settled. The resultant actuarial gain or loss on change in present value of the defined benefit obligation or change in return of the plan assets is recognised as an income or expense in the other comprehensive income. The Company's obligation in respect of defined benefit plans is calculated by estimating the amount of future benefit that employees have earned in the current and prior periods, discounting that amount and deducting the fair value of any plan assets.

The Company's determines the net interest expense (income) on the net defined benefit liability (asset) for the period by applying the discount rate used to measure the defined benefit obligation at the beginning of the annual period to the then-net defined benefit liability (asset), taking into account any changes in the net defined benefit liability (asset) during the period as a result of contributions and benefit payments. Net interest expense and other expenses related to defined benefit plans are recognised in the statement of profit and loss.

When the benefits of a plan are changed or when a plan is curtailed, the resulting change in benefit that relates to past service ('past service cost' or 'past service gain') or the gain or loss on curtailment is recognised immediately in the statement of profit and loss. The Company recognises gains and losses on the settlement of a defined benefit plan when the settlement occurs.

Other long-term benefits: Compensated absences

Benefits under the Company's compensated absences scheme constitute other employee benefits. The liability in respect of compensated absences is provided on the basis of an actuarial valuation using the Projected Unit Credit Method. Done by an independent actuary as at the balance sheet date. Actuarial gain and losses are recognised immediately in the statement of profit and loss.

Share based payments

The Employee Stock Option Scheme ('the Scheme') provides for the grant of equity shares of the Company to its employees. The Scheme provides that employees are granted an option to acquire equity shares of the Company that vests in a graded manner. The options may be exercised within a specified period. The Company uses the grant date fair value to account for its equity settled share based payment plans granted to employee, with a corresponding increase in equity over the period that the employees unconditionally become entitled to the awards. Compensation cost is measured using independent valuation by Black-Scholes model. Compensation cost, if any is amortised over the vesting period.

The Ministry of Corporate Affairs issued amendments to Ind AS 19, 'Employee Benefits', in connection with accounting for plan amendments, curtailments and settlements requiring an entity to determine the current service costs and the net interest for the period after the remeasurement using the assumptions used for the remeasurement; and determine the net interest for the remaining period based on the remeasured net defined benefit liability or asset. There is no impact on the financial statement due to this amendment.

(xii) Foreign exchange transactions and translations

Initial recognition

Foreign currency transactions are recorded in the reporting currency, by applying the foreign currency amount of exchange rate between the reporting currency and foreign currency at the date of transaction.

Conversion

Foreign currency monetary assets and liabilities outstanding as at balance sheet date are restated/translated using the exchange rate prevailing at the reporting date. Non-monetary assets and liabilities which are measured in terms of historical cost denomination in foreign currency, are reported using the exchange rate at the date of transaction except for non-monetary item measured at fair value which are translated using the exchange rates at the date when fair value is determined.

Exchange difference arising on the settlement of monetary items or on restatement of the Company's monetary items at rates different from those at which they initially recorded during the year or reported in previous financials statement (other than those relating to fixed assets and other long term monetary assets) are recognised as income or expenses in the year in which they arise.

Foreign operations:

The assets and liabilities of foreign operations are translated into INR the functional currency of the Company, at the exchange rates at the reporting date. The income and expenses of foreign operations are translated into INR at the exchange rates at the dates of the transaction or an average rate if the average rate approximates the actual rate at the date of the transaction.

(xiii) Income tax

Income tax comprises current and deferred tax. It is recognised in the statement of profit and loss except to the extent that it relates to a business combination or to an item recognised directly in equity or in other comprehensive income.

Current tax

Current tax comprises the expected tax payable or receivable on the taxable income or loss for the year and any adjustment to the tax payable or receivable in respect of previous years. The amount of current tax reflects the best estimate of the tax amount expected to be paid or received after considering the uncertainty, if any, related to income taxes. It is measured using tax rates (and tax laws) enacted or substantively enacted by the reporting date.

Current tax assets and current tax liabilities are offset only if there is a legally enforceable right to set off the recognised amounts, and it is intended to realise the asset and settle the liability on a net basis or simultaneously.

Deferred tax

Deferred tax is recognised in respect of temporary differences between the carrying amounts of assets and liabilities for financial reporting purposes and the corresponding amounts used for taxation purposes. Deferred tax is also recognised in respect of carried forward tax losses and tax credits. Deferred tax is not recognised for:

- temporary differences arising on the initial recognition of assets or liabilities in a transaction that is not a business combination and that affects neither accounting nor taxable profit or loss at the time of the transaction;
- taxable temporary differences arising on the initial recognition of goodwill.

Deferred tax assets are recognised to the extent that it is probable that future taxable profits will be available against which they can be used. The existence of unused tax losses is strong evidence that future taxable profit may not be available. Therefore, in case of a history of recent losses, the Company recognises a deferred tax asset only to the extent that it has sufficient taxable temporary differences or there is convincing other evidence that sufficient taxable profit will be available against which such deferred tax asset can be realised. Deferred tax assets - unrecognised or recognised, are reviewed at each reporting date and are recognised/ reduced to the extent that it is probable/ no longer probable respectively that the related tax benefit will be realised.

Deferred tax is measured at the tax rates that are expected to apply to the period when the asset is realized or the liability is settled, based on the laws that have been enacted or substantively enacted by the reporting date.

The measurement of deferred tax reflects the tax consequences that would follow from the manner in which the Company expects, at the reporting date, to recover or settle the carrying amount of its assets and liabilities.

Deferred tax assets and liabilities are offset if there is a legally enforceable right to offset current tax liabilities and assets, and they relate to income taxes levied by the same tax authority on the same taxable entity, or on different tax entities, but they intend to settle current tax liabilities and assets on a net basis or their tax assets and liabilities will be real.

On March 30, 2019, Ministry of Corporate Affairs has notified, Appendix C to Ind AS 12 which clarifies the accounting for uncertainties in income taxes. The interpretation is to be applied to the determination of taxable profit (tax loss), tax bases, unused tax losses, unused tax credits and tax rates, when there is uncertainty over income tax treatments under Ind AS 12. The company has adopted this amendment and there is no impact on financial statement due to adoption of Appendix C to Ind AS 12.

The Company has also adopted the other amendments to "Ind AS 12" Income Tax w.e.f April 01, 2019, in connection with accounting for dividend distribution tax and there is no impact on financial statement due to this amendment.

Minimum alternate tax

Minimum Alternative Tax ('MAT') credit entitlement under the provisions of the Income-tax Act, 1961 is recognised as a deferred tax asset when it is probable that future economic benefit associated with it in the form of adjustment of future income tax liability, will flow to the Company and the asset can be measured reliably. MAT credit entitlement is set off to the extent allowed in the year in which the Company becomes liable to pay income taxes at the enacted tax rates. MAT credit entitlement is reviewed at each reporting date and is recognised to the extent that is probable that future taxable profits will be available against which they can be used. Significant management judgement is required to determine the probability of recognition of MAT credit entitlement.

(xiv) Contingent Liability, Contingent Asset and Provisions

Contingent liability

Contingent liabilities are possible obligations that arise from past events and whose existence will only be confirmed by the occurrence or non-occurrence of one or more uncertain future events not wholly within the control of the Company. Where it is not probable that an outflow of economic benefits will be required, or the amount cannot be estimated reliably, the obligation is disclosed as a contingent liability, unless the probability of outflow of economic benefits is remote.

Contingent assets

Contingent assets are possible assets that arises from past events and whose existence will be confirmed only by the occurrence or non-occurrence of one or more uncertain future events not wholly within the control of the Company.

Provisions

The Company creates a provision when there is present obligation as a result of a past event that probably requires an outflow of resources and a reliable estimate can be made of the amount of obligation.

If the effect of the time value of money is material, provisions are determined by discounting the expected future cash flows (representing the best estimate of the expenditure required to settle the present obligation at the balance sheet date) at a pre-tax rate that reflects current market assessments of the time value of money and the risks specific to the liability. The unwinding of the discount is recognised as finance cost.

(xv) Cash and cash equivalents

Cash and cash equivalents includes cash on hand, other short-term, highly liquid investments with original maturities of three months or less that are readily convertible to known amounts of cash and which are subject to an insignificant risk of changes in value, and bank overdrafts. Bank overdrafts are shown within borrowings in current financial liabilities in the balance sheet.

(xvi) Earnings per share

Basic earnings per share are calculated by dividing the net profit or loss for the year attributable to equity shareholders by the weighted average number of equity shares outstanding during the period. The weighted average numbers of equity shares outstanding during the period are adjusted for events such as bonus issue, share split or consolidation of shares.

For calculating diluted earnings per share, the net profit or loss for the year attributable to equity shareholders and the weighted average number of shares outstanding during the period are adjusted for the effects of all dilutive potential equity shares. The dilutive potential equity shares are deemed converted into equity shares as at the beginning of the period, unless they have been issued at a later date.

(xvii) Segment reporting

Operating segments are reported in a manner consistent with the internal reporting provided to the chief operating decision maker.

In accordance with Ind AS 108 – Operating Segments, the operating segments used to present segment information are identified on the basis of internal reports used by the Company's Management to allocate resources to the segments and assess their performance.

Segment profit is used to measure performance as management believes that such information is the most relevant in evaluating the results of certain segments relative to other entities that operate within these industries. Inter-segment pricing is determined on an arm's length basis.

The operating segments have been identified on the basis of the nature of products/services. Further:

1. Segment revenue includes sales and other income directly identifiable with / allocable to the segment.
2. Expenses that are directly identifiable with / allocable to segments are considered for determining the segment result. Expenses which relate to the Company as a whole and not allocable to segments are included under unallowable expenditure.
3. Income which relates to the Company as a whole and not allocable to segments is included in unallowable income.
4. Segment assets and liabilities include those directly identifiable with the respective segments. Unallowable assets and liabilities represent the assets and liabilities that relate to the Company as a whole and not allocable to any segment.

The Board of Director(s) are collectively the Company's 'Chief Operating Decision Maker' or 'CODM' within the meaning of Ind AS 108.

(xviii) Dividends paid

Dividend to shareholders is recognised as a liability and deducted from equity, in the year in which the dividends are approved by the shareholders. However, interim dividends, if any, declared by the Board of directors, which does not need shareholder's approval, are recognised as a liability and deducted from retained earnings, in the year in which the dividends are so declared.

NOTES TO THE STANDALONE FINANCIAL STATEMENTS FOR THE YEAR ENDED MARCH 31, 2022

3. Property, Plant and Equipment

(in ₹ Crore)

Reconciliation of carrying amount	Buildings	Plant and Equipment	Furniture and Fixtures	Office Equipment	Computers	Vehicles	Total
Balance as at April 1, 2020	8.17	226.33	2.43	2.78	1.98	4.54	246.23
Additions during the year	-	1.38	-	0.00	0.01	-	1.39
Balance as at March 31, 2021	8.17	227.71	2.43	2.79	1.99	4.54	247.62
Balance as at April 1, 2021	8.17	227.71	2.43	2.79	1.99	4.54	247.62
Additions during the year	-	-	-	-	-	-	-
Balance as at March 31, 2022	8.17	227.71	2.43	2.79	1.99	4.54	247.62
Accumulated depreciation							
Balance as at April 1, 2020	1.03	208.30	2.26	2.66	1.89	4.25	220.40
Depreciation for the year	0.10	3.00	0.03	0.02	0.01	0.08	3.24
Disposals during the year	-	-	-	-	(0.01)		(0.01)
Balance as at March 31, 2021	1.13	211.30	2.29	2.69	1.89	4.33	223.63
Balance as at April 1, 2021	1.13	211.30	2.29	2.69	1.89	4.33	223.63
Depreciation for the year	0.10	1.94	0.01	0.00	0.00	0.03	2.09
Disposals during the year	-	-	-	-	-	-	-
Balance as at March 31, 2022	1.23	213.24	2.30	2.69	1.89	4.36	225.71
Carrying amount as on March 31, 2022	6.94	14.46	0.13	0.10	0.10	0.18	21.91
Balance as at March 31, 2022	6.94	14.46	0.13	0.10	0.10	0.18	21.91
Balance as at March 31, 2021	7.04	16.40	0.14	0.10	0.10	0.21	23.99

Notes:

- i. Please refer note 46 for capital commitments
- ii. The company has not carried out any revaluation of property, plant and equipment for the year ended March 31, 2022 and March 31, 2021.
- iii. All property, plant and equipment, are subject to charge against secured borrowings of the company referred in notes as secured term loans from others and secured term loans from banks and bank overdrafts. (refer note 20)
- iv. There are no impairment losses recognised during the year.
- v. There are no exchange differences adjusted in property, plant & equipment.

NOTES TO THE STANDALONE FINANCIAL STATEMENTS FOR THE YEAR ENDED MARCH 31, 2022

4. Investment Property

(in ₹ Crore)

Particulars	As at 31st March 2022	As at 31st March 2021
A. Reconciliation of Carrying Amount		
Cost or deemed cost		
Opening balance*	59.49	59.49
Additions during the year	-	-
Total	59.49	59.49
Accumulated Depreciation		
Opening balance	1.88	0.94
Additions during the year	0.94	0.94
Total	2.82	1.88
Carrying Amounts		
Balance at date	56.67	57.61
B. Amounts Recognised in Statement of Profit and loss for investment property		
Rental income	7.53	4.01
Profit from investment properties before depreciation (A)	7.53	4.01
Depreciation expense (B)	0.94	0.94
Profit from investment property (A-B)	6.59	3.07

C. Estimation of Fair Values

"There arose some disputes with the Landowners namely M/s Assam Vegetable & oil Product Limited and M/s. Sati Oil Udyog Limited with the Company from the Development Agreement dtd 09.12.2009 pertaining to City Center Mall, Guwahati. The company raised certain disputes to the Landowners and thereafter vide its letter dated 01.10.2020, the Company proposed for settlement of disputes through Arbitration. The company filed arbitration petition before the Hon'ble High Court Guwahati on dtd. 27.11.2020 for the appointment of Arbitrator when the Landowners vide their letter dated 30.10.2020 denied for Arbitration. Due to the above, we have also not obtain independent valuations for investment property from external, independent property valuers, which were required to be done as per INDAS 40. The Sole Arbitrator has been appointed by the Hon'ble High Court vide its judgment dt 02.09.2021. Accordingly, the Sole Arbitrator, Hon'ble Mr. Justice Amitava Roy, Retd Judge of Supreme Court of India, had convened 1st sitting of Arbitration proceeding on 09.10.2021 and had prepared a time schedule of steps. At the moment, pleadings (i.e. Statement of Claims & Statement of Defense) parts from both the Parties are completed. Application filled by Landowners and the Company on inspection, production and discovery is underway."

** Investment property of an total amount Rs. 56.67 Crore consists to Building Structure only

D. Leasing Arrangements

The Company has given its premises on cancellable operating lease to its franchisee. the above premises is treated as investment property under the provision of INDAS-40 Investment Property.

Lease receipts recognized in the Statement of profit and loss (including of depreciation of Rs. 0.94 crore (March 31, 2021: Rs. 0.94 crore) during the year amounts to Rs. 7.53 crore (March 31, 2021: Rs 4.01 crore).

E. Pledged Details

The Investment property are provided as security against the secured borrowings of the Company as details mentioned in Note No. 20 of the financial statements.

NOTES TO THE STANDALONE FINANCIAL STATEMENTS FOR THE YEAR ENDED MARCH 31, 2022

5. Other Intangible assets

(in ₹ Crore)

Reconciliation of carrying amount	Goodwill	Computer Software	Total
Balance as at April 1, 2020	0.22	1.19	1.41
Additions during the year	-	-	-
Disposals during the year	-	-	-
Balance as at March 31, 2021	0.22	1.19	1.41
Balance as at April 1, 2021	0.22	1.19	1.41
Additions during the year	-	-	-
Disposals during the year	-	-	-
Balance as at March 31, 2022	0.22	1.19	1.41
Accumulated amortisation			
Balance as at April 1, 2020	-	0.98	0.98
Amortisation for the year	-	0.06	0.06
Disposals during the year	-	-	-
Impairment during the year	0.11		0.11
Balance as at March 31, 2021	0.11	1.04	1.15
Balance as at April 1, 2021	0.11	1.04	1.15
Amortisation for the year	0.11	0.05	0.16
Disposals during the year	-	-	-
Impairment during the year	0.11		
Balance as at March 31, 2022	0.00	1.09	1.31
Carrying amount			
Balance as at March 31, 2022	0.22	0.10	0.32
Balance as at March 31, 2021	0.11	0.15	0.26

Notes:

- i. The Company has not carried out any revaluation of intangible assets for the year ended March 31, 2022 and March 31, 2021.
- ii. The company does not have acquired intangible assets free of charge, or for nominal consideration, by way of a government grant.
- iii. There are no other restriction on title of intangible assets other than as already disclosed.
- iv. There are no exchange differences adjusted in intangible assets.

NOTES TO THE STANDALONE FINANCIAL STATEMENTS FOR THE YEAR ENDED MARCH 31, 2022

6. Investments

(in ₹ Crore)

Particulars	As at 31st March 2022	As at 31st March 2021
(a) Investment in equity shares		
Quoted		
1,200 Equity shares (March 31, 2021- 1,200) of Rs 10 each fully paid up of Union Bank of India	0.01	0.00
	0.01	0.00
Unquoted (at cost)		
In Subsidiaries :		
457,500 Equity shares (March 31, 2021 - 457,500 Equity Shares) of 10 fully paid up each of Brahmaputra Concrete (P) Ltd	0.46	0.46
11,000 Equity shares (March 31, 2021- 11,000 Equity Shares) of 10 fully paid up each of Brahmaputra Concrete (Bengal) (P) Ltd.	0.11	0.11
	0.57	0.57
Less: Impairment Allowance on investment in subsidiaries	(0.57)	(0.57)
	-	-
	0.01	0.00
(b) Joint ventures/Joint operations		
Investment in Joint Ventures	3.52	3.50
Investment in joint operations	10.52	10.17
	14.04	13.67
Less Impairment Allowance on Investments	(1.02)	(0.25)
	13.02	13.42
Total (a+b)	13.03	13.42
Aggregate amount of unquoted investments in subsidiaries	0.57	0.57
Aggregate amount of unquoted investments at amortised cost	13.02	13.42
Aggregate amount of quoted investments and market value thereof	0.01	0.00
Aggregate amount of impairment in value of investments	1.59	0.81

The company has not been taken Impact of profit & loss from joint operations as per INDAS-111 "Joint Arrangement" its financial statement for the period 2021-22

- i. There are no significant restrictions on the right of ownership, realisability of investments or the remittance of income and proceeds of disposal.

Name of Entities	Relationship	Place of Business	% of Ownership Interest	Accounting Method
Brahmaputra Concrete (p) Ltd	Subsidiary	India	100.00%	Cost
Brahmaputra Concrete (Bengal) (P) Ltd.	Subsidiary	India	52.38%	Cost
BIL-BLA-GSCO (JV)	Joint venture	India	60.00%	Cost
DRA-BLA-BCL (JV)	Joint venture	India	25.00%	Cost
GPL-BCL (JV)	Joint venture	India	49.00%	Cost

NOTES TO THE STANDALONE FINANCIAL STATEMENTS FOR THE YEAR ENDED MARCH 31, 2022

Joint Operations

Name of Entities	Name of Partner	Proportion of the economics interest in the term of percentage		Principle Place of Business
		As at 31 March 2022	As at 31 March 2021	
BCL JV	National Construction Co	49	49	New Delhi
BLA-BCL JV	Banowari Lal Agarwalla Private Limited	50	50	New Delhi
BTS-BCL JV	OAD Bamtonnelstroy	49	49	New Delhi
DRA-BCL JV	Dinesh Chandra R. Agarwalla Infracon Private Limited	49	49	New Delhi
DRA-BIL JV	Dinesh Chandra R. Agarwalla Infracon Private Limited	49	49	New Delhi
DRAIPL-BIL JV	Dinesh Chandra R. Agarwalla Infracon Private Limited	49	49	New Delhi
IPL-BIL JV	Indu Projects Limited	49	49	New Delhi
KB BCL JV	Kamal Builders	49	49	New Delhi
KMC-BIL JV	KMC Constructions Limited	49	49	New Delhi
MADHAVA BCL JV	Madhava Hytech Engineers Pvt Ltd	49	49	New Delhi
PCL BCL JV	Progressive Constructions Limited	49	49	New Delhi
SMSIL-BCL JV	SMS Infrastructure Limited	49	49	New Delhi
SMSIL-BIL JV	SMS Infrastructure Limited	49	49	New Delhi
Supreme-BIL JV	Supreme Infrastructure India Limited	38	38	New Delhi
Unity-BIL JV	Unity Infraprojects Limited	49	49	New Delhi
BIL-PKV JV	PKV & Co	60	60	New Delhi
BRAHMAPUTRA -VKGA (JV)	V.K. Gupta associates	51	51	Chandigarh
VKGA - BRAHMAPUTRA - TRIBENI (JV)	V.K. Gupta associates & Tribeni Constructions Limited	24.5	24.5	Chandigarh
RA- BIL (JV)	Ram Avtar Agarwalla	49	49	Assam
NCDC - BRAHMAPUTRA (JV)	N.C. Das & Co.	51	51	Assam
BRAHMAPUTRA -MK-PUSHPA (JV)	M.K. Engineering & Pushpa	51	51	Assam
BRAHMAPUTRA INFRASTRUCTURE LIMITED - GANESH CONSTRUCTIONS PVT LTD (JV)	Ganesh Constructions Private Limited	51	51	Punjab
JCC INFRAPROJECTS - BIL (JV)	JCC Infraprojects Pvt Ltd	30	30	Rajasthan
PCPL & BIL (JV)	Pawan Communication Private Limited	45	45	Assam

NOTES TO THE STANDALONE FINANCIAL STATEMENTS FOR THE YEAR ENDED MARCH 31, 2022

7. Trade Receivables (Non-Current)

(in ₹ Crore)

Particulars	As at 31st March 2022	As at 31st March 2021
Unsecured considered good		
- From Joint Ventures and Joint Operations	32.48	29.03
- From others	2.40	1.87
	32.48	30.90
Less: Impairment Allowance on Trade Receivables	(2.40)	(1.87)
	30.08	29.03

FootNote:

Ageing Schedule for Trade Receivables- March 31, 2022

(in ₹ Crore)

Reconciliation of carrying amount	Outstanding as at March 31, 2022 from due date of payment					
	0-6 Months	6-12 months	1-2 Year	2-3 Year	"More than 3 years"	Total
Secured:						
(i) Undisputed Trade receivables — considered good	-	-	-	-	-	-
(ii) Undisputed Trade Receivables — considered doubtful	-	-	-	-	-	-
(iii) Disputed Trade Receivables considered good	-	-	-	-	-	-
(iv) Disputed Trade Receivables considered doubtful	-	-	-	-	-	-
Unsecured:						
(i) Undisputed Trade receivables — considered good	-	-	10.21	5.63	14.24	30.08
(ii) Undisputed Trade Receivables — considered doubtful	-	-	-	-	2.40	2.40
(iii) Disputed Trade Receivables considered good	-	-	-	-	-	-
(iv) Disputed Trade Receivables considered doubtful	-	-	-	-	-	-
Total	-	-	10.21	5.63	16.64	32.48

Ageing Schedule for Trade Receivables- March 31, 2021

(in ₹ Crore)

Reconciliation of carrying amount	Outstanding as at March 31, 2021 from due date of payment					
	0-6 Months	6-12 months	1-2 Year	2-3 Year	"More than 3 years"	Total
Secured:						
(i) Undisputed Trade receivables — considered good						-
(ii) Undisputed Trade Receivables — considered doubtful						-
(iii) Disputed Trade Receivables considered good						-
(iv) Disputed Trade Receivables considered doubtful						-
Unsecured:						
(i) Undisputed Trade receivables — considered good			1.63	6.89	20.51	29.03
(ii) Undisputed Trade Receivables — considered doubtful					1.87	1.87
(iii) Disputed Trade Receivables considered good						-
(iv) Disputed Trade Receivables considered doubtful						-
Total	-	-	1.63	6.89	22.38	30.90

Note:

- (i) Trade receivable are non interest bearing and are normally received in normal operating cycle.
- (ii) The Company's exposure to credit and currency risks and loss allowances related to trade receivables are disclosed in Note 45
- (iii) Trade Receivables has been pledge as security for borrowings mentioned in Note No. 20, 25.

NOTES TO THE STANDALONE FINANCIAL STATEMENTS FOR THE YEAR ENDED MARCH 31, 2022

(iv) Total Current and Non Current Trade receivables Rs. 61.92 Crore as at 31 March 2022, which represent various claims raised in the earlier years in respect of projects substantially closed and where the claims are currently under negotiation//s / discussions / arbitration / litigation. Based on legal opinion / past experience with respect to such claims, management is of the view that the aforementioned all of the balances are fully recoverable.

(v) The sales to and purchases from related parties are made on terms equivalent to those that prevail in arm's length transactions. Outstanding balances at the year-end are unsecured and interest free and settlement occurs in cash. There have been no guarantees provided or received for any related party receivables or payables. This assessment is undertaken each financial year through examining the financial position of the related party and the market in which the related party operates and details of the transaction mentioned in Note No. 44.

8. Non-current Financial Assets - Loans

(in ₹ Crore)

Particulars	As at 31st March 2022	As at 31st March 2021
Unsecured, considered good unless stated otherwise		
Security deposit	1.48	1.85
Less: Provisions made on security deposits	(0.27)	0.00
	1.21	1.85
Loans to subsidiary companies	3.70	3.70
Less: Impairment Allowance on Investments	(3.70)	(1.98)
	-	1.72
	1.21	3.57

The Company's exposure to credit and currency risks are disclosed in Note 45

9. Other non-current Financial Assets

(in ₹ Crore)

Particulars	As at 31st March 2022	As at 31st March 2021
(Unsecured, considered good)		
Security Deposits/Retention money withheld by clients	10.33	15.06
Less: Impairment on security deposits/WTH	(1.06)	0.00
	9.27	15.06
Earnest money deposit	4.53	0.69
Arbitration claims receivables	0.00	10.19
Balances with banks in fixed deposit accounts		
Pledged/under line/earmarked***	2.11	1.94
	15.91	27.88

* Earmarked Balances are restricted in use and its relates to the deposits with banks held as margin money with banks and for working capital lodged with Government Authorities.

10. Deferred Tax Assets (Net)

(in ₹ Crore)

Particulars	As at 31st March 2022	As at 31st March 2021
Deferred tax assets (refer note 47)	3.58	1.86
	3.58	1.86

NOTES TO THE STANDALONE FINANCIAL STATEMENTS FOR THE YEAR ENDED MARCH 31, 2022

11. Other non-current Assets

(in ₹ Crore)

Particulars	As at 31st March 2022	As at 31st March 2021
Income Tax Refunds/TDS/TCS deducted	14.25	17.92
Balance with Revenue Authorities(Indirect Taxes)	3.37	4.12
Arbitration claims and recoverables	54.37	39.30
Capital Advances	8.10	8.10
Less: Impairment Allowances	(5.30)	-
	<u>74.79</u>	<u>69.44</u>
Other Receivables	1.06	-
	<u>75.85</u>	<u>69.44</u>

12. Inventories

(in ₹ Crore)

Particulars	As at 31st March 2022	As at 31st March 2021
Valued at lower of cost and Net Realisable value		
EPC		
(i) Work in progress	165.96	215.51
(ii) Construction Building material and Stores & spares	22.32	21.17
Real estate		
(i) Finished	21.12	21.12
(ii) Work in progress	7.30	8.71
	<u>216.70</u>	<u>266.51</u>

- (a) As technically valued and certified by Management
- (b) Work in progress (WIP) inventory includes sum of Rs. 62.08 identified as slow moving item by the management but no provision has been made in books of account as the management is hopeful to encash / recover the same in due course.
- (c) Company has inventory includes un-billed work-in-progress (Inventories) Rs. 165.96 Crore, as at 31 March 2022, which represent various claims raised in the earlier years in respect of projects substantially closed and where the claims are currently under negotiations / discussions/ arbitration / litigation. Based on legal opinion / past experience with respect to such claims, management is of the view that the aforementioned are fully recoverable.

13. Trade Receivables

(in ₹ Crore)

Particulars	As at 31st March 2022	As at 31st March 2021
Unsecured, Considered good unless stated otherwise		
- Trade receivables considered good - unsecured	29.44	28.16
	<u>29.44</u>	<u>28.16</u>

NOTES TO THE STANDALONE FINANCIAL STATEMENTS FOR THE YEAR ENDED MARCH 31, 2022

FootNote:

Ageing Schedule for Trade Receivables- March 31, 2022

(in ₹ Crore)

Reconciliation of carrying amount	Outstanding as at March 31, 2022 from due date of payment					
	0-6 Months	6-12 months	1-2 Year	2-3 Year	"More than 3 years"	Total
Secured:						
(i) Undisputed Trade receivables — considered good	-	-	-	-	-	-
(ii) Undisputed Trade Receivables — considered doubtful	-	-	-	-	-	-
(iii) Disputed Trade Receivables considered good	-	-	-	-	-	-
(iv) Disputed Trade Receivables considered doubtful	-	-	-	-	-	-
Unsecured:						
(i) Undisputed Trade receivables — considered good	28.22	1.22	-	-	-	29.44
(ii) Undisputed Trade Receivables — considered doubtful	-	-	-	-	-	-
(iii) Disputed Trade Receivables considered good	-	-	-	-	-	-
(iv) Disputed Trade Receivables considered doubtful	-	-	-	-	-	-
Total	28.22	1.22	-	-	-	29.44

Ageing Schedule for Trade Receivables- March 31, 2021

(in ₹ Crore)

Reconciliation of carrying amount	Outstanding as at March 31, 2021 from due date of payment					
	0-6 Months	6-12 months	1-2 Year	2-3 Year	"More than 3 years"	Total
Secured:						
(i) Undisputed Trade receivables — considered good						-
(ii) Undisputed Trade Receivables — considered doubtful						-
(iii) Disputed Trade Receivables considered good						-
(iv) Disputed Trade Receivables considered doubtful						-
Unsecured:						
(i) Undisputed Trade receivables — considered good	15.43	3.24	1.88	0.48	7.13	28.16
(ii) Undisputed Trade Receivables — considered doubtful	-	-	-	-	-	-
(iii) Disputed Trade Receivables considered good	-	-	-	-	-	-
(iv) Disputed Trade Receivables considered doubtful	-	-	-	-	-	-
Total	15.43	3.24	1.88	0.48	7.13	28.16

Footnotes:

- (i) Trade receivable are non interest bearing and are normally received in normal operating cycle.
- (ii) Details of trade receivables from related parties are disclosed in note
- (iii) The Company's exposure to credit and risk and loss allowances related to trade receivables are disclosed in note 45
- (iv) Total Current and Non Current Trade receivables Rs. 61.92 Crore as at 31 March 2022, which represent various claims raised in the earlier years in respect of projects substantially closed and where the claims are currently under negotiation//s / discussions / arbitration / litigation. Based on legal opinion / past experience with respect to such claims, management is of the view that the aforementioned all of the balances are fully recoverable.
- (v) The sales to and purchases from related parties are made on terms equivalent to those that prevail in arm's length transactions. Outstanding balances at the year-end are unsecured and interest free and settlement occurs in cash. There have been no guarantees provided or received for any related party receivables or payables. This assessment is undertaken each financial year through examining the financial position of the related party and the market in which the related party operates and details of the transaction mentioned in Note No. 44.

NOTES TO THE STANDALONE FINANCIAL STATEMENTS FOR THE YEAR ENDED MARCH 31, 2022

14. Cash and Cash Equivalents

(in ₹ Crore)

Particulars	As at 31st March 2022	As at 31st March 2021
Cash on hand	0.42	0.39
Balances with banks in current accounts	0.39	0.73
	0.81	1.12

Note:

(i) The Company's exposure to liquidity risks are disclosed in Note 45.

15. Other Financial Asset

(in ₹ Crore)

Particulars	As at 31st March 2022	As at 31st March 2021
Rentention money	19.22	24.56
Earnest money deposit	3.43	10.82
	22.65	35.38

16. Other Current Assets

(in ₹ Crore)

Particulars	As at 31st March 2022	As at 31st March 2021
Prepaid expenses	1.32	1.25
Claims Recievables	58.13	24.41
Advance to Vendors	7.67	14.11
Less: Impairment Allowances	(0.51)	
	66.61	39.77
Other receivables	3.77	3.36
Less: Impairment Allowances	(1.60)	(0.80)
	68.78	42.33
	68.78	42.33

17. Contract Asset

(in ₹ Crore)

Particulars	As at 31st March 2022	As at 31st March 2021
Unbilled revenue	18.43	-
	18.43	-

* During the previous year Company has booked unbilled revenue as per Ind AS -115 " Revenue from Contract with Customers" against the work Certified by the Department

NOTES TO THE STANDALONE FINANCIAL STATEMENTS FOR THE YEAR ENDED MARCH 31, 2022

18. Equity Share Capital

(in ₹ Crore)

Particulars	As at 31st March 2022	As at 31st March 2021
Equity shares		
Authorised		
30,000,000 (March 31, 2021: 30,000,000) equity shares of Rs. 10 each	30.00	30.00
Preference shares		
Authorised		
14,000,000 (March 31, 2021: 14,000,000) equity shares of Rs. 10 each	14.00	14.00
	44.00	44.00
Issued, subscribed and fully paid-up		
Equity shares		
29,018,400 (March 31, 2021: 29,018,400) equity shares of Rs. 10 each fully paid up	29.02	29.02
	29.02	29.02

a) Terms and rights attached to equity shares

Voting

" - The Company has two class of share capital, i.e. equity shares and preference shares having face value of Rs. 10 per share. Each share holder of equity shares in entitled to one vote per share held. "

Dividends

During the year ended March 31, 2022, the company has recorded per share dividend of Rs. Nil (March 31, 2021 Nil) to its equity holders.

Liquidation

In the event of liquidation of the Company, the holders of equity shares shall be entitled to receive all of the remaining assets of the Company after distribution of all preferential amounts if any. Such distribution amounts will be in proportion to the number of equity shares held by the shareholders

b) Reconciliation of number of Equity shares outstanding at the beginning and end of the year :

(in ₹ Crore)

Name of the shareholder	As at March 31, 2022		As at March 31, 2021	
	Number of shares	Amount	Number of shares	Amount
At the beginning of year	2.90	29.02	2.90	29.02
Outstanding at the end of the year	2.90	29.02	2.90	29.02

Note:

During the current year the company has not issued any fresh equity share on account of ESOP (Previous year : Nil)

c) Details of shareholders holding more than 5% of the company

Name of the shareholder	As at March 31, 2022		As at March 31, 2021	
	Number of shares	% holding	Number of shares	% holding
Equity Shares				
Promoters:				
M.L. Singhi & Associates Pvt. Ltd	5,461,475	18.82	5,461,475	18.82
Brahmaputra Finlease Pvt. Ltd.	3,920,819	13.51	3,920,819	13.51
Sanjeev Kumar Prithani	1,481,534	5.10	1,481,534	5.10
Brahmaputra Holdings Pvt. Ltd.	3,339,161	11.51	3,339,161	11.51
Late Suresh Kumar Prithani*	1,699,983	5.86	1,699,983	5.86
	15,902,972	54.79	15,902,972	54.79

* Promoter Suresh Kumar Prithani died on 17th March 2022

NOTES TO THE STANDALONE FINANCIAL STATEMENTS FOR THE YEAR ENDED MARCH 31, 2022

- d). There were no shares issued for consideration other than cash during the period of five years immediately preceding the reporting date
- e). No class of shares have been bought back by the company during the period of five years immediately preceding the reporting date.
- f). The aggregate shareholding of the Promoters and members of the Promoter Group as of March 31, 2022 was 2,14,88,680 equity shares of ₹10 each representing 74.05% of the paid-up equity share capital of the Company

In aggregate, pledge has been created on 2,14,88,680 equity shares held by Promoter Companies, representing 74.05% of the paid-up equity share capital of the Company

g). Terms and rights attached to preference shares

Voting

The preference shares do not carry any voting rights.

Dividends

Preference shares have preferential right of dividend over equity shares in event of declaration of dividend. These shares carry dividend rate of 0.01%. The dividend is payable only when the Company declares dividend during a particular financial year

Terms of conversion/redemption

The CRPS shall be cumulative, non participating and non-convertible

- The objective of the issue is to issue preference shares against the Promoters' Contribution brought in by the abovementioned entities in terms of Corporate Debt Restructuring Scheme approved by CDR Cell vide its letter of approval dated 17th December, 2014.
- Rate of Dividend - 0.01 %
- Terms of Redemption - Redemption at par in accordance with Section 55 of the Act, out of profits available for distribution as dividend or out of proceeds of a fresh issue of shares made for the purpose of redemption
- Tenure of CRPS - 10 Years"

Liquidation

In the event of liquidation of the Company, the holders of optionally convertible non cumulative preference shares classified as equity (OCNPS) shall be entitled to receive all of the remaining assets of the Company, after distribution of all preferential amounts and before payment to equity shareholders, if any. Such distribution amounts will be in proportion to the number of OCNPS held by the shareholders upto the extent of agreed redemption amount of such shares.

h). Reconciliation of number of Preference shares outstanding at the beginning and end of the year :

(in ₹ Crore)

Name of the shareholder	As at March 31, 2022		As at March 31, 2021	
	Number of shares	Amount	Number of shares	Amount
At the beginning of year	1.39	13.88	1.39	13.88
Outstanding at the end of the year	1.39	13.88	1.39	13.88

h) Details of shareholders holding more than 5% shares in the Company

Name of the shareholder	As at March 31, 2022		As at March 31, 2021	
	Number of shares	% holding	Number of shares	% holding
Promoters:				
M.L. Singhi & Associates Private Limited	4,080,000	29.39%	4,080,000	29.39%
Brahmaputra Finlease Limited	9,800,000	70.61%	9,800,000	70.61%

- i) No class of shares have been allotted as fully paid up pursuant to contracts without payment being received in cash, allotted as fully paid up by way of bonus shares or bought back during the period of five years immediately preceding the date of Balance sheet.

NOTES TO THE STANDALONE FINANCIAL STATEMENTS FOR THE YEAR ENDED MARCH 31, 2022

j. Details of shares held by promoters and promoters group

Name of Promoter Shareholder	As at March 31, 2022			As at March 31, 2021	
	Number of shares	% of total shares	% change during the year	Number of shares	% holding
M. L. Singhi & Associates Private Limited	5,461,475.00	18.82	Nil	5,461,475.00	18.82
Brahmaputra Finlease Private Limited	3,920,819.00	13.51	Nil	3,920,819.00	13.51
Brahmaputra Holdings Private Limited	3,339,161.00	11.51	Nil	3,339,161.00	11.51
Brahmaputra Projects Private Limited	442,500.00	1.52	Nil	442,500.00	1.52
Late. Suresh Kumar Prithani	1,699,983.00	5.86	Nil	1,699,983.00	5.86
Sanjeev Kumar Prithani	1,481,534.00	5.11	Nil	1,481,534.00	5.11
Manoj Kumar Prithani	1,426,533.00	4.92	Nil	1,426,533.00	4.92
Siw Prasad Agarwalla	852,625.00	2.94	Nil	852,625.00	2.94
Siw Prasad Agarwalla & Sons	665,000.00	2.29	Nil	665,000.00	2.29
Geeta Debi Agarwalla	496,300.00	1.71	Nil	496,300.00	1.71
Suresh Kumar Prithani & Sons	439,500.00	1.51	Nil	439,500.00	1.51
Kiran Prithani	261,000.00	0.90	Nil	261,000.00	0.90
Manoj Kumar Prithani & Sons	240,000.00	0.83	Nil	240,000.00	0.83
Anita Prithani	226,000.00	0.78	Nil	226,000.00	0.78
Sanjay Kumar Mozika	203,000.00	0.70	Nil	203,000.00	0.70
Shobhna Prithani	183,250.00	0.63	Nil	183,250.00	0.63
Sanjeev Kumar Prithani & Sons	150,000.00	0.52	Nil	150,000.00	0.52

NOTES TO THE STANDALONE FINANCIAL STATEMENTS FOR THE YEAR ENDED MARCH 31, 2022

19. Other Equity

(in ₹ Crore)

Particulars	As at 31st March 2022	As at 31st March 2021
a) Security premium		
Balance at beginning of the year	26.98	26.98
Balance at end of the year (A)	26.98	26.98
b) General reserve		
Balance at beginning of the year	90.39	90.39
Balance at end of the year (B)	90.39	90.39
c) Retained earnings		
Balance as per Last Financial Statement	(15.83)	(16.11)
Add: Profit for the Year	5.32	0.28
Balance at end of the year (C)	(10.51)	(15.83)
d) NCPS Equity		
Balance at beginning of the year	7.44	7.44
Balance at end of the year (D)	7.44	7.44
e) Other comprehensive income		
Balance at beginning of the year	1.29	1.23
Adjustment related to investment	0.00	(0.00)
Adjustment related to employee benefits	(0.04)	0.06
Balance at end of the year (E)	1.25	1.29
Total other equity (A) to (E)	115.56	110.28

Nature and purpose of other reserves:

(i) Securities Premium

Securities premium has been created upon issue of shares at premium. The reserve shall be utilised in accordance with the provisions of the Companies Act, 2013.

(ii) General Reserve

The company appropriates a portion to general reserves out of the profits either as per the requirements of the Companies Act 2013 ('Act') or voluntarily to meet future contingencies. The said reserve is available for payment of dividend to the shareholders as per the provisions of the Companies Act, 2013.

(iii) Retained Earnings

Retained earnings are the accumulated profits earned by the Company till date, less transfer to general reserves, dividend (including dividend distribution tax) and other distributions made to the shareholders.

iv) Other Comprehensive Income

The company recognises change on account of remeasurement of the net defined benefit liability as part of other comprehensive income with separate disclosure, which comprises of:

- actuarial gains and losses;
- return on plan assets, excluding amounts included in net interest on the net defined benefit liability; and
- any change in the effect of the asset ceiling excluding amounts included in net interest on the net defined benefit liability.

NOTES TO THE STANDALONE FINANCIAL STATEMENTS FOR THE YEAR ENDED MARCH 31, 2022

20. Non-current Borrowings

(in ₹ Crore)

Particulars	As at 31st March 2022	As at 31st March 2021
Secured, considered good		
From bank		
- Working capital term loan	15.26	3.47
Unsecured Loan	23.00	20.04
	38.26	23.51

Note i:

The Company has outstanding obligations payable to lenders and in respect of loan arrangements where certain amounts have also fallen due. The Company is confident of meeting of all the obligations by way of time bound monetisation of its assets and receipt of various claims.

Note ii:

During the previous financial years Sum of Rs. 19.89 Crores has been not recognised Interest expenses which was not paid to lenders.

(in ₹ Crore)

S.No.	Nature of Loan	Terms of repayment	Outstanding Amount	Interest Type	Nature of Security
1	Cash Credit/Working Capital Demand Loan	Sanctioned for a period of one year and renewal on yearly basis.	177.38	Variable	<p>“Primary- Hypothecation charge on Pari passu basis on entire Current Assets of the Company except building of City centre shopping mall project which is exclusively charged to Allahabad bank for term loan of Rs. 60.00 Crores.”</p> <p>Collateral First Pari passu charge on following</p> <ol style="list-style-type: none"> 1. Land & Building at A-7, Mahipalpur, Delhi. (Jointly owned by Co. and one other Associate Company M/s Brahmaputra Promoters and Planners Private Limited) 2. Office premises at 401, 4th floor, Royal Plaza, GS Road, Guwahati in the name of the Associate Company in the name of M/s Brahmaputra Projects Pvt. Ltd. 3. Land and Building at Banarsai Devi Bhawan, Railway Road, Deedwana, District Nagour, Rajasthan in the Name of relative of Promoter late Sh. Siw Prasad Agarwalla father of Sh. Sanjeev Kumar Prithani 4. Central Workshop , Parking Bay and Industrial Land situated at Brahmaputra Industrial Park , Village Sila , District Kamrup, Assam. 5. First pari-passu charge on furniture and fixtures at A-7, Mahipalpur, Delhi. 6. Hypothecation of other Plant and machinery on subservient charge basis for consortium.
2	working capital term loan	Term Loan	92.73	Variable	
3	Funded Interest Term Loan	Term Loan	20.52	Variable	
4	Interest accrued and due on borrowings	Term Loan	18.16	Accrued Interest.	
5	Interest due but not recognized in books of accounts	Term Loan	64.93	Interest due	
	Grand Total		373.72		

Common Securities:

Personal Guarantee of Mr. Manoj Kumar Prithani, Mr. Sanjeev Kumar Prithani, Late. Suresh Kumar Prithani, Mr. Sanjay Kumar Mozika and Mr. Suneet Kumar Todi.

Corporate Guarantee of M/s Brahmaputra Promoters and Planners Pvt. Limited and M/s Brahmaputra Projects Pvt. Limited.

Promoters and promoter group to pledge their entire unencumbered shareholding in favour of lenders.

In terms of sanction of CDR package 100% Shareholding of promoters have been pledged.

** Company has not received some of the bank statement from Consortium of Lenders, Due to that we are unable to bifurcate the interest served in term loan and Cash credit facility.

TRA Account Mechanism

Company need to route its Cash inflow & Cash outflow through trust and retention account , Lead Bank will deduct the define Percentage as per deduced time to time from the Cash inflow of the Company and distribute among all the Lenders Upon the basis of its Proportionate Lending exposure.

NOTES TO THE STANDALONE FINANCIAL STATEMENTS FOR THE YEAR ENDED MARCH 31, 2022

21. Other Financial Liabilities

(in ₹ Crore)

Particulars	As at 31st March 2022	As at 31st March 2021
13,880,000 (0.01%) (March 31, 2021 13,880,000) Cumulative redeemable preference shares	11.03	10.21
Retention money withheld from sub-contractor		
Unsecured		
- Retention and withheld Deposits	18.90	20.73
	29.93	30.94

22. Non-current Provisions

(in ₹ Crore)

Particulars	As at 31st March 2022	As at 31st March 2021
Provision for employee benefits (refer note 42)		
Compensated absences	0.30	0.20
Gratuity	0.61	0.57
	0.91	0.77

23. Other non-current Liabilities

(in ₹ Crore)

Particulars	As at 31st March 2022	As at 31st March 2021
Advances from customers		
Secured*		
- From related parties	3.64	14.62
- From others	2.16	5.70
Unsecured		
- From related parties	0.00	0.43
- From others	1.27	1.80
	7.07	22.56

24. Trade Payables (non current)

(in ₹ Crore)

Particulars	As at 31st March 2022	As at 31st March 2021
Trade payables		
- total outstanding dues of micro enterprises and small enterprises;	-	-
- total outstanding dues of creditors other than micro enterprises and small enterprises	28.72	28.72
	28.72	28.72

NOTES TO THE STANDALONE FINANCIAL STATEMENTS FOR THE YEAR ENDED MARCH 31, 2022

Foot Note:

Ageing Schedule for Trade Payable- March 31, 2022

(in ₹ Crore)

Particulars	Outstanding as at March 31, 2022 from due date of payment				
	Less than 1 year	1-2 Year	2-3 Year	"More than 3 years"	Total
(i) Micro enterprises and small enterprises					
(ii) Other than micro enterprises and small enterprises	0.59	2.84	2.33	22.96	28.72
(iii) Micro enterprises and small enterprises -Disputed Dues					
(iv) Other than micro enterprises and small enterprises-Disputed Dues					
Total	0.59	2.84	2.33	22.96	28.72

Ageing Schedule for Trade Payable- March 31, 2021

(in ₹ Crore)

Particulars	Outstanding as at March 31, 2021 from due date of payment				
	Less than 1 year	1-2 Year	2-3 Year	"More than 3 years"	Total
(i) Micro enterprises and small enterprises					
(ii) Other than micro enterprises and small enterprises	-	2.93	20.64	5.15	28.72
(iii) Micro enterprises and small enterprises -Disputed Dues					
(iv) Other than micro enterprises and small enterprises-Disputed Dues					
Total	-	2.93	20.64	5.15	28.72

- i) For trade payables to related parties please refer note 44
- ii) Refer note 41 for dues to micro and small enterprises
- ii) The company's exposure to currency and liquidity risks related to trade payables are disclosed in Note 45
- iv) Other creditor are non interest bearing and are normally settled in normal trade cycle.

25. Borrowings - Current

(in ₹ Crore)

Particulars	As at 31st March 2022	As at 31st March 2021
Secured From Banks		
- Cash credit facilities	177.38	191.31
Total current borrowings	177.38	191.31

*"For details refer note i of note 20

26. Trade Payables (Current)

(in ₹ Crore)

Particulars	As at 31st March 2022	As at 31st March 2021
Trade payables		
- total outstanding dues of micro enterprises and small enterprises;	0.79	-
- total outstanding dues of creditors other than micro enterprises and small enterprises	19.67	16.20
	20.46	16.20

NOTES TO THE STANDALONE FINANCIAL STATEMENTS FOR THE YEAR ENDED MARCH 31, 2022

Foot Note:

Ageing Schedule for Trade Payable- March 31, 2022

(in ₹ Crore)

Particulars	Outstanding as at March 31, 2022 from due date of payment				
	Less than 1 year	1-2 Year	2-3 Year	"More than 3 years"	Total
((i) Micro enterprises and small enterprises	-	0.71	0.04	0.04	0.79
(ii) Other than micro enterprises and small enterprises	10.49	2.60	1.64	4.94	19.67
(iii) Micro enterprises and small enterprises -Disputed Dues					
(iv) Other than micro enterprises and small enterprises-Disputed Dues					
Total	10.49	3.31	1.68	4.98	20.46

Ageing Schedule for Trade Payable- March 31, 2021

(in ₹ Crore)

Particulars	Outstanding as at March 31, 2021 from due date of payment				
	Less than 1 year	1-2 Year	2-3 Year	"More than 3 years"	Total
((i) Micro enterprises and small enterprises					
(ii) Other than micro enterprises and small enterprises	6.83	3.95	0.52	4.90	16.20
(iii) Micro enterprises and small enterprises -Disputed Dues					
(iv) Other than micro enterprises and small enterprises-Disputed Dues					
Total	6.83	3.95	0.52	4.90	16.20

Note:

- i. For trade payables to related parties please refer note 44
- ii. Refer note 41 for dues to micro and small enterprises.
- iii. The company's exposure to currency and liquidity risks related to trade payables are disclosed in Note 45
- iv. Other creditor are non interest bearing and are normally settled in normal trade cycle.

27. Other Financial Liabilities

(in ₹ Crore)

Particulars	As at 31st March 2022	As at 31st March 2021
Current maturities of non-current loan- working capital term loan	77.47	70.65
Current maturities of non-current loan- funded interest term loan	20.52	21.62
Current maturities of non-current loan-term loan	0.04	6.55
Interest accrued and due on borrowings	18.17	37.69
Employee related payable	1.76	1.76
Expenses payable	0.87	1.00
	118.83	139.27

During the previous financial years Sum of Rs. 19.89 Crores has been not recognised Interest expenses which was not paid to lenders.

Note:

- i. The Company's exposure to currency risks, liquidity risks and interest rate risks are disclosed in note 45

28. Other Current Liabilities

(in ₹ Crore)

Particulars	As at 31st March 2022	As at 31st March 2021
Advances against material	0.50	1.44
Statutory dues payable	8.44	6.38
	8.94	7.82

NOTES TO THE STANDALONE FINANCIAL STATEMENTS FOR THE YEAR ENDED MARCH 31, 2022

29. Current Provisions

(in ₹ Crore)

Particulars	As at 31st March 2022	As at 31st March 2021
Provision for employee benefits (refer note 42)		
Compensated absences	0.04	0.11
Gratuity	0.03	0.05
	0.07	0.16

30. Revenue from Operations

(in ₹ Crore)

Particulars	As at 31st March 2022	As at 31st March 2021
Civil contracts	139.76	132.91
Real estate	3.27	0.93
Escalation claims & others	7.76	0.98
Profit share from Joint Ventures / Joint Operations	1.81	2.87
Rent income on investment property net of expenses (refer note 4)	7.53	4.01
	160.13	141.70
(i) Information required as per Ind AS 115		
The Company operates from one geographical segment i.e. in India and accordingly, information related to disaggregation of revenue as per geographical markets are not applicable.		
(ii) Changes in contract assets are as follows:-		
Balance at the beginning of the year	-	5.89
Addition during the year	18.43	-
Amount billed during the year	-	5.89
Balance at the end of the year	18.43	-
(iii) *Profit from Joint Operations in last year includes for the year 2020-21		

31. Other Income

(in ₹ Crore)

Particulars	As at 31st March 2022	As at 31st March 2021
Interest income on		
- Fixed deposits	0.17	0.14
- Arbitration award	1.64	4.74
- Inter corporate deposit	-	0.33
Rental income on P & M	0.43	0.48
Miscellaneous income	0.23	0.55
Interest received on income tax refund	-	0.20
Reversal of Expected credit loss	-	15.69
	2.47	22.13

NOTES TO THE STANDALONE FINANCIAL STATEMENTS FOR THE YEAR ENDED MARCH 31, 2022

32. Cost of Material Consumed

(in ₹ Crore)

Particulars	As at 31st March 2022	As at 31st March 2021
Raw material consumed	12.40	11.08
Construction expenses		
Project development cost	47.89	81.92
Stores and spares consumed	0.50	2.21
Machinery rental charges (net)	0.58	2.28
Freight and cartage	0.09	0.02
Real estate - cost of sale	2.01	1.74
	63.47	99.25

33. Changes in inventories of work in Progress

(in ₹ Crore)

Particulars	As at 31st March 2022	As at 31st March 2021
Opening work in progress	215.51	241.16
Less: Closing work in progress	(165.96)	(215.51)
	49.55	25.65

34. Employee Benefit Expense

(in ₹ Crore)

Particulars	As at 31st March 2022	As at 31st March 2021
Salaries, wages and other benefits	3.20	3.08
Contribution to provident and other funds	0.03	0.02
Gratuity and leave encashment	0.12	0.19
Staff welfare expense	0.12	0.19
	3.47	3.48

35. Finance Cost

(in ₹ Crore)

Particulars	As at 31st March 2022	As at 31st March 2021
Interest expense*		
- borrowings/advances	18.94	16.43
- statutory dues	0.00	0.05
Other borrowing cost	0.80	0.88
	19.74	17.36

36. Depreciation and Amortisation Expense

(in ₹ Crore)

Particulars	As at 31st March 2022	As at 31st March 2021
Depreciation on property, plant and equipment (refer note 3)	2.09	4.17
Amortisation of intangible assets & IP (refer note 5)	0.99	0.05
	3.08	4.22

NOTES TO THE STANDALONE FINANCIAL STATEMENTS FOR THE YEAR ENDED MARCH 31, 2022

37. Other Expenses

(in ₹ Crore)

Particulars	As at 31st March 2022	As at 31st March 2021
Other Expenses		
Advertisement and publicity	0.01	0.00
Business promotion expenses	0.21	0.01
Director sitting fee	0.04	0.04
Property tax	0.01	0.03
Books and periodicals	0.00	0.00
Filing fees	0.00	0.00
Office expenses	0.25	0.24
Postage and courier	0.02	0.03
Telephone expenses	0.11	0.12
Printing and stationery	0.08	0.06
Legal and professional	0.96	1.23
Rent	0.33	0.18
Repair and maintenance to		
-Building	0.00	0.02
-others	0.11	0.10
Miscellaneous expenses written off	0.00	0.00
Tender fee	0.18	0.03
Travelling and conveyance	0.26	0.23
Vehicle running expenses	0.02	0.06
Festival expenses	0.00	0.00
Donation	0.16	0.11
Other administrative expenses	0.72	0.74
Penalties	0.23	0.09
Provision for obligation towards Investor in Subsidiaries and Other Receivables	9.49	3.70
Impairment allowances – allowance for doubtful Trade Receivable	1.65	1.87
Total other Expenses	14.83	8.89
Footnote:		
(i) Payment of remuneration to auditors (excluding GST)	0.06	0.06
	0.06	0.06

NOTES TO THE STANDALONE FINANCIAL STATEMENTS FOR THE YEAR ENDED MARCH 31, 2022

38. Exceptional Items

(in ₹ Crore)

Particulars	As at 31st March 2022	As at 31st March 2021
Excess credit written Back	19.06	35.08
Profit/loss on settlement of bank loan	(19.97)	(30.96)
	(0.91)	4.12

* As per the Financial statement, the Company has successfully executed the One Time settlement with the Consortium lender Axis Bank Limited vide reference no. AXISB/RCD/2020-21/152 dated 23-02-2021. Accordingly, the Company has not been recognised the provision of Interest as well as principle amounting to Rs. 19.30 crore.

39. Earnings per Share

(in ₹ Crore Expect EPS)

Particulars	As at 31st March 2022	As at 31st March 2021
Basic earnings per share (In Rs.)	1.82	0.12
Diluted earnings per share (In Rs.)	1.82	0.12
Nominal value per share (in Rs.)	10.00	10.00
Footnotes:		
(a) Profit attributable to equity shareholders Profit for the year	5.28	0.34
Profit attributable to equity holders of the company for Basic and Diluted EPS	5.28	0.34
(b) Weighted average number of shares used as the denominator		
Opening balance of issued equity shares	2.90	2.90
Effect of shares issued during the year, if any	-	-
Weighted average number of equity shares for Basic and Diluted EPS	2.90	2.90

(c) At present, the Company does not have any dilutive potential equity share.

40. Contingent liabilities and commitments

Guarantee:

- i) Guarantees given by banks towards performance, financial and contractual commitments on behalf of the Company Rs. 96.01 Crores (previous year Rs 113.34 Crores).

Income Tax:

- ii) Income tax demand (including interest) of Rs. 1.35 Crores (Previous Year-1.64 Crores) under section 153A/143(3) of Income Tax Act, 1961 as the same is under appeal with I.T Authorities for the Block Assessment Period for the AY 2005-06 to 2011-12. However the Income tax department has adjusted this (100 % o/s demand) against outstanding refunds shown under " Advance income tax & TDS (Net of Provision for income tax), for the Block Assessment Period AY 2005-06 to 2011-12. Currently all the cases are Pending before ITAT Delhi Bench.

Income tax demand (including interest) of Rs. 7.19 Crores (Previous Year- Nil) under section 153A/143(3) of Income Tax Act, 1961 as the same is under appeal with I.T Authorities for the AY 2013-14.

Income tax demand (including interest) of Rs. 18.35 Crores (Previous Year- Nil) under section 153A/143(3) of Income Tax Act, 1961 as the same is under appeal with I.T Authorities for the Block Assessment Period AY 2015-16 to 2021-22. However the Income tax department has hold outstanding refunds shown under " Advance income tax & TDS (Net of Provision for income tax), for the Period AY 2012-13 to 2021-22 due to the o/s Block Assessment demand for the Period AY 2015-16 to 2021-22 , in all cases company has filed an CIT (A) Guwahati , currently all the cases are pending in CIT office..

VAT:

- iii) VAT/Entry Tax liability against Lucknow Airport project is estimated to be approx Rs .0.95 Crores (Previous Year - 0.95 Crores)

NOTES TO THE STANDALONE FINANCIAL STATEMENTS FOR THE YEAR ENDED MARCH 31, 2022

- iv) VAT/Entry Tax liability for project executed in the state of West Bengal is estimated to be approx Rs.0.98 Crores (Previous Year - 0.98 Crores); Against the o/s demand company already Paid demand under protest of an total amount Rs. 0.80 Crores under Protest.
- v) Penalty for Non Submission of C Form under Lucknow Airport Project - Rs 0.72 Crores (Previous Year - Rs 0.72 Crores)

Other Cases

- vi) The balance of security deposit/ retention money, earnest money, withheld money, trade receivables, loans & advances and trade payables are subject to their confirmation.
- vii) M/s. Pushpa Sales Private Limited (MSME Registered Company) filed a case against the Company before the MSME Bench , on dated 17-02-2020 MSME Bench passed an order and signed on dated 28-05-2020 against the Company and direct to pay Rs. 25,16,742/- (Principal amount) and Rs. 13,13,612/- (Interest amount) ; Company filed an appeal on that matter in the Higher Court and paid an total amount Rs. 17,56,033 /- and balance amount deposited under protest in the form of FDR under Protest of an total amount Rs. 11,16,732 /- . Appeal Proceedings are pending in the office of respective authority.

41. Disclosures relating to suppliers registered under Micro, Small and Medium Enterprise Development Act, 2006:

(in ₹ Crore)

Particulars	As at 31st March 2022	As at 31st March 2021
The principal amount and the interest due thereon remaining unpaid to any MSME supplier as at the end of each accounting year included in:		
Principal amount due to micro and small enterprises	0.79	-
Interest due on above		
The amount of interest paid by the buyer in terms of section 16 of the MSMED ACT 2006 along with the amounts of the payment made to the supplier beyond the appointed day during each accounting year	-	-
The amounts of the payments made to micro and small suppliers beyond the appointed day during each accounting period.	-	-
The amount of interest due and payable for the year of delay in making payment (which have been paid but beyond the appointment day during the year) but without adding the Interest specified under the MSMED Act, 2006.	-	-
The amount of interest accrued and remaining unpaid at the end of each accounting year.	-	-
The amount of further interest remaining due and payable even in the succeeding years, until such date when the interest dues as above are actually paid to the small enterprise for the purpose of disallowance as a deductible under section 23 of the MSMED Act 2006.	-	-

42. Employee benefits

The company contributes to the following post-employment defined benefit plans in India.

(i) Defined contribution plans:

The company makes contributions, determined as a specified percentage of employee salaries, in respect of qualifying employees towards provident fund and EDLI, which are defined contribution plans. The company has no obligations other than to make the specified contributions. The contributions are charged to the statement of profit and loss as they accrue.

(in ₹ Crore)

Particulars	As at 31st March 2022	As at 31st March 2021
Employers contribution to provident fund	0.03	0.02

(ii) Defined benefit plan:

Gratuity

"The Company operates a post-employment defined benefit plan for Gratuity. This plan entitles an employee to receive half month's salary for each year of completed service at the time of retirement/exit. The gratuity liability is entirely unfunded. The present value of obligation is determined based on actuarial valuation using the Projected Unit Credit Method, which recognises each period of service as giving rise to additional employee benefit entitlement and measures each unit separately to build up the final obligation.

"The most recent actuarial valuation of present value of the defined benefit obligation for gratuity were carried out as at March 31, 2022. The present value of the defined benefit obligations and the related current service cost and past service cost, were measured using the Projected Unit Credit Method.

NOTES TO THE STANDALONE FINANCIAL STATEMENTS FOR THE YEAR ENDED MARCH 31, 2022

(in ₹ Crore)

Particulars	As at 31st March 2022	As at 31st March 2021
A. Based on the actuarial valuation obtained in this respect, the following table sets out the status of the gratuity plan and the amounts recognised in the Company' financial statements as at balance sheet date:		
Net Defined Benefit (Asset)/Liability		
Gratuity (unfunded)	0.64	0.62
Total Employee Benefit Liabilities	0.64	0.62
Non-current	0.61	0.48
Current	0.03	0.14

B. Movement in net Defined Benefit (Asset)/Liability

The following table shows a reconciliation from the opening balances to the closing balances for net defined benefit liability and its components:

(in ₹ Crore)

Particulars	Year ended March 31, 2022			Year ended March 31, 2021		
	Defined benefit obligation	Fair value of plan assets	Net defined benefit (asset) / liability	Defined benefit obligation	Fair value of plan assets	Net defined benefit (asset) / liability
Balance at the beginning of the year	0.62	-	0.62	0.63	-	0.63
Included in profit or loss						
Current service cost	0.07	-	0.07	0.07	-	0.07
Interest cost (income)	0.04	-	0.04	0.04	-	0.04
	0.11	-	0.11	0.11	-	0.11
Included in OCI						
Remeasurements loss (gain)						
- Actuarial loss (gain) arising from:						
- financial assumptions	0.03	-	0.03	0.00	-	0.00
- experience adjustments	0.03	-	0.03	(0.09)	-	(0.09)
	0.06	-	0.06	(0.09)	-	(0.09)
Other						
Benefits paid	(0.13)	-	(0.13)	(0.03)	-	(0.03)
	(0.13)	-	(0.13)	(0.03)	-	(0.03)
Balance at the end of the year	0.66	-	0.66	0.63	-	0.63

Expenses recognised in the statement of profit and loss

(in ₹ Crore)

Particulars	As at 31st March 2022	As at 31st March 2021
Service cost	0.07	0.07
Net interest cost	0.04	0.04
	0.11	0.11

NOTES TO THE STANDALONE FINANCIAL STATEMENTS FOR THE YEAR ENDED MARCH 31, 2022

C. Plan Assets

The scheme is unfunded and the unfunded accrued cost is recognised through a reserve in the Accounts of the Company.

D. Actuarial Assumptions

a) Economic Assumptions

The principal assumptions are the discount rate and salary growth rate. The discount rate is based upon the market yields available on government bonds at the accounting date with a term that matches that of liabilities. Salary increase rate takes into account of inflation, seniority, promotion and other relevant factors on long term basis. Valuation assumptions are as follows which have been selected by the company.

Particulars	As at 31st March 2022	As at 31st March 2021
Discount rate	6.98%	6.53%
Expected rate of future salary increase	6.00%	5.00%

b) Demographic Assumptions

Particulars	As at 31st March 2022	As at 31st March 2021
i) Retirement age (years)	58	58
ii) Mortality rates inclusive of provision for disability	IALM (2012-14)	IALM (2012-14)
iii) Withdrawal rate	5.00%	5.00%

E. Sensitivity Analysis

Reasonably possible changes at the reporting date to one of the relevant actuarial assumptions, holding other assumptions constant, would have affected the defined benefit obligation by the amounts shown below.

Sensitivity due to mortality is not material and hence impact of change not calculated. Sensitivity as to rate of inflation, rate of increase of pensions in payment, rate of increase of pensions before retirement & life expectancy are not applicable being a lump sum benefit on retirement.

Particulars	As at March 31, 2022		As at March 31, 2021	
	Increase	Decrease	Increase	Decrease
Discount rate (1% movement)	0.60	0.70	0.58	0.67
Expected rate of future salary increase (1% movement)	0.70	0.60	0.67	0.58
Withdrawal rate (1% movement)	0.65	0.64	0.63	0.62

"Description of risk exposures:

Valuations are based on certain assumptions, which are dynamic in nature and vary over time. As such company is exposed to various risks as follow -

- A) Salary increases-** Actual salary increases will increase the Plan's liability. Increase in salary increase rate assumption in future valuations will also increase the liability.
- B) Investment risk –** If Plan is funded then assets liabilities mismatch & actual investment return on assets lower than the discount rate assumed at the last valuation date can impact the liability
- C) Discount rate–**Reduction in discount rate in subsequent valuations can increase the plan's liability.
- D) Mortality & disability –** Actual deaths and disability cases proving lower or higher than assumed in the valuation can impact the liabilities.
- E) Withdrawals –** Actual withdrawals proving higher or lower than assumed withdrawals and change of withdrawal rates at subsequent valuations can impact Plan's liability."

NOTES TO THE STANDALONE FINANCIAL STATEMENTS FOR THE YEAR ENDED MARCH 31, 2022

F. Expected maturity analysis of the defined benefit plans in future years

(in ₹ Crore)

Particulars	As at 31st March 2022	As at 31st March 2021
Duration of defined benefit obligation		
Less than 1 year	0.07	0.15
Between 1-2 years	0.03	0.03
Between 2-5 years	0.22	0.11
Over 5 years	0.90	0.80
Total	1.23	1.09

43. Segment Information

A. Basis of Segment

Segment information is presented in respect of the company's key operating segments. The operating segments are based on the company's management and internal reporting structure. The chief operating decision maker identifies primary segments based on the dominant source, nature of risks and returns and the internal organisation and management structure. The operating segments are the segments for which separate financial information is available and for which operating profit/loss amounts are evaluated regularly. All operating segments' operating results are reviewed regularly by the board of directors to make decisions about resources to be allocated to the segments and assess their performance.

The 'Board of Directors' have been identified as the Chief Operating Decision Maker ('CODM'), since they are responsible for all major decision w.r.t. the preparation and execution of business plan, preparation of budget, planning, expansion, alliance, joint venture, merger and acquisition, and expansion of any facility.

The Company's board examines the Company's performance both from a product and geographic perspective and have identified the following reportable segments of its business:

Reportable segments	Operations
a) EPC Division	BIL has its own EPC Division providing complete turnkey (LST) solutions to Infrastructure Projects right from conceptualizing, planning, designing, engineering, procurement, erection finishing with a high level of satisfaction handing over.
b) Real Estate Division	In Real Estate Division Bil has inventories of Shopping Mall City Centre & Industrial Park as the end of reporting Period

The Company's board reviews the results of each segment on a quarterly basis. The Company's board of directors uses Profit before tax to assess the performance of the operating segments.

B. Information About Reportable Segments

Segment assets, segment liabilities and Segment profit and loss are measured in the same way as in the financial statements.

Information regarding the results of each reportable segment is included below. Performance is measured based on segment profit (before tax), as included in the internal management reports that are reviewed by the Company's Board of Directors. Segment profit is used to measure performance as management believes that such information is the most relevant in evaluating the results of certain segments relative to other entities that operate within these industries. Inter-segment pricing, if any, is determined on an arm's length basis.

Year ended March 31, 2022

(in ₹ Crore)

Segment Revenue	EPC Divison	Real Estate Division	Total
Segment revenue	149.33	3.27	152.60
Total segment revenue	149.33	3.27	152.60
Segment results	0.58	1.26	1.84
Segment assets	468.32	50.16	518.48
Unallocable Assets	-	-	56.67
Segment liabilities	373.86	56.70	430.56
Unallocable liabilities		-	

NOTES TO THE STANDALONE FINANCIAL STATEMENTS FOR THE YEAR ENDED MARCH 31, 2022

Year ended March 31, 2021

(in ₹ Crore)

Segment Revenue	EPC Divison	Real Estate Division	Total
Segment revenue (including other income)	136.76	0.93	137.69
Total segment revenue	136.76	0.93	137.69
Segment results	(2.34)	(0.81)	(3.14)
Segment assets	490.13	52.83	542.96
Unallocable Assets	-	-	57.61
Capital expenditure			
Segment liabilities	397.64	63.62	461.25
Unallocable liabilities	-		

C. Reconciliations of Information on Reportable Segments

(in ₹ Crore)

Particulars	As at 31st March 2022	As at 31st March 2021
Revenue		
EPC	149.33	136.76
Real Estate	3.27	0.93
	152.60	137.69
Profit before tax		
EPC	0.58	(2.34)
Real Estate	1.26	(0.81)
	1.84	(3.14)
Unallocable Income	7.53	4.01
Net Income before Tax	9.37	0.86
Tax expense	4.05	0.58
Profit after Tax	5.32	0.28
Other Comprehensive Income		
Items that will not be reclassified to profit or loss	(0.04)	0.06
Total Comprehensive Income	5.28	0.34

D. Geographical Segment

Since the Company deals in single geographical area, there are no separate reportable geographical segments and accordingly disclosures related to geographical segments are not provided.

E. "Major customers

During the years ended March 31, 2022 following Customers represents 10% or more of the Company total revenue:"

Name of the Project	Amount in Crores	% of the total turnover
Unity-BIL JV Diphu Medical College	33.15	20.63

NOTES TO THE STANDALONE FINANCIAL STATEMENTS FOR THE YEAR ENDED MARCH 31, 2022**44. (i) Related Party Disclosures**

In accordance with the requirements of Ind AS 24 on Related Party Disclosures, the names of the related parties where control exists and/or with whom transactions have taken place during the year and description of relationships, as identified and certified by the management are:

(a) List of Related Parties

Relationship**Name of Related Party**

(i) Subsidiaries Companies

Brahmaputra Concrete bengal Pvt Ltd
Brahmaputra Concrete Pvt Ltd

(ii) Joint Ventures

BIL-BLA-GSCO (JV)
BLA Brahmaputra Consortium Ltd (JV)
Brahmaputra Consortium Ltd (JV)
Brahmaputra Infrastructure Limited-PKV (JV)
BTS Brahmaputra Consortium Ltd (JV)
DRA Brahmaputra Consortium Ltd (JV)
DRA-BLA-BCL(JV)
DRA-Brahmaputra Infrastructure Ltd.(JV)
DRAIPL-Brahmaputra Infrastructure Limited (JV)
GPL- Brahmaputra Consortium Ltd (JV)
IPL-Brahmaputra Infrastructure Ltd. (JV)
KB- Brahmaputra Consortium Ltd (JV)
KMC-Brahmaputra Infrastructure Limited (JV)
Madhava- Brahmaputra Consortium Ltd (JV)
PCL- Brahmaputra Consortium Ltd (JV)
SMSIL BCL (Joint Venture)
SMSIL-BIL (Joint Venture)
Supreme-Brahmaputra Infrastructure Limited (JV)
Unity- Brahmaputra Infrastructure Ltd. (JV)
VKGA - Brahmaputra - Tribeni (JV)
RA- BIL (JV)
Brahmaputra - VKGA (JV)

(iii) Group Companies

Brahmaputra Finlease Pvt. Ltd
Brahmaputra Overseas Ltd.
Brahmaputra Projects Ltd.
Brahmaputra Promoters & Developers Ltd.
Brahmaputra Realtor Pvt Ltd
M.L.Singhi & Associates Pvt Ltd
Anjanees Estates Private Limited
Brahmaputra Promoters & Planners Pvt Ltd
Brahmaputra Property Management Services Pvt. Ltd.

NOTES TO THE STANDALONE FINANCIAL STATEMENTS FOR THE YEAR ENDED MARCH 31, 2022

(iv) Key Management Personnel,
their relatives & Directors

Anita Prithani
Kiran Prithani
Manoj Kumar Prithani
Samjay Kumar Mozika
Sanjeev Kumar Prithani
Shobna Prithani
Late. Suresh Kumar Prithani
Suresh Kumar Prithani HUF
Manoj Kumar Prithani HUF
Late. Siw Prasad Agarwalla
Geeta Debi Agarwalla
Siw Prasad Agarwalla & Sons
Sanjeev Kumar Prithani & Sons
Vivek Malhotra Company Secretary
Narendra Nath Batabayal (ID)
Lalit Kumar (ID)
Anju Kumari (ID)

NOTES TO THE STANDALONE FINANCIAL STATEMENTS FOR THE YEAR ENDED MARCH 31, 2022

(b) "Disclosures of related parties/ Related Party Transactions Pursuant to Ind As 24: Related Party Transactions Disclosures for the year ended March 31, 2022"

i Name of related parties and nature of relationship

Sl.No.	Particulars	Country	Holding as at March 31, 2022	Holding as at March 31, 2021
I) Group Companies				
1.	BCL JV	India	49.00	49.00
2.	BIL-BLA-GSCO (JV)	India	60.00	60.00
3.	BLA-BCL JV	India	50.00	50.00
4.	BTS Brahmaputra Consortium Ltd (JV)	India	49.00	49.00
5.	DRA Brahmaputra Consortium Ltd (JV)	India	49.00	49.00
6.	DRA-Brahmaputra Infrastructure Ltd.(JV)	India	49.00	49.00
7.	DRA-BLA-BCL(JV)	India	25.00	25.00
8.	DRAIPL-BIL JV	India	49.00	49.00
9.	GPL- Brahmaputra Consortium Ltd (JV)	India	49.00	49.00
10.	IPL-Brahmaputra Infrastructure Ltd. (JV)	India	49.00	49.00
11.	KB- Brahmaputra Consortium Ltd (JV)	India	49.00	49.00
12.	KMC-Brahmaputra Infrastructure Limited (JV)	India	49.00	49.00
13.	Madhava- Brahmaputra Consortium Ltd (JV)	India	49.00	49.00
14.	PCL- Brahmaputra Consortium Ltd (JV)	India	49.00	49.00
15.	SMSIL BCL (Joint Venture)	India	49.00	49.00
16.	SMSIL-BIL (Joint Venture)	India	49.00	49.00
17.	Supreme-Brahmaputra Infrastructure Limited (JV)	India	38.00	38.00
18.	Unity- Brahmaputra Infrastructure Ltd. (JV)	India	49.00	49.00
19.	Brahmaputra Infrastructure Limited-PKV (JV)	India	60.00	60.00
20.	Brahmaputra-VKGA(JV)	India	51.00	51.00
21.	VKGA - Brahmaputra - Tribeni (JV)	India	24.50	24.50
22.	RA- BIL (JV)	India	49.00	49.00
23.	NCDC-Brahmaputra	India	51.00	51.00
24.	Brahmaputra-Mk-Pushpa(JV)	India	51.00	51.00
25.	Brahmaputra Infrastructure Limited-Ganesh construction Pvt Ltd (JV)	India	51.00	51.00
26.	JCC Infrastructure-BIL(JV)	India	30.00	30.00
27.	PCPL and BIL(JV)	India	45.00	45.00

NOTES TO THE STANDALONE FINANCIAL STATEMENTS FOR THE YEAR ENDED MARCH 31, 2022

ii List of transaction with related parties as follows

(in ₹ Lacs)

Sl. No.	Particulars	Nature of expense	Year Ended March 31, 2022	Year Ended March 31, 2021
1	Brahmaputra Finlease Pvt. Ltd	Group company		
	Inter corporate loan given/repaid		51.05	453.45
	Inter corporate loan receive		101.77	248.47
	Interest on loan		26.51	1.84
2	Brahmaputra Projects Ltd.	Group company		
	Inter corporate loan given/repaid		5.04	5.04
3	Brahmaputra Realtor Pvt Ltd	Group company		
	Inter corporate loan given/repaid		-	-
	Inter corporate loan receive		3.00	3.00
4	M.L.Singhi & Associates Pvt Ltd	Group company		
	Inter corporate loan given/repaid		1.91	255.10
	Inter corporate loan receive		-	-
	Interest on loan		220.70	208.26
5	Meghalaya Infratech Limited	Group company		
	Write off		-	327.25
6	Bengal Brahmaputra Realty Limited	Group company relative of promoter		
	Inter corporate loan given/repaid		59.94	59.93
	Retention money released		-	-
	Write off		(147.90)	-
	Retention money deducted during the year/ released to subcontractor	-	-	-
7	BIL-BLA-GSCO JV	Joint-Venture		
	Investment made during the year		-	1.40
	Investment withdrawn during the year		-	-
	Write off		-	867.97
8	BLA-BCL JV	Joint-operations		
	Investment made during the year		-	0.01
	Investment withdrawn during the year		-	0.01
	Profit from joint venture		0.00	0.90
9	BTS-BCL JV	Joint-operations		
	Loss from joint venture		-	3.26
10	DRA-BIL JV	Joint-operations		
	Investment made during the year		0.23	3.08
	Investment withdrawn during the year		-	-
	Profit from joint venture		-	1.00
	Loss from joint venture		0.51	-

NOTES TO THE STANDALONE FINANCIAL STATEMENTS FOR THE YEAR ENDED MARCH 31, 2022

(in ₹ Lacs)

Sl. No.	Particulars	Nature of expense	Year Ended March 31, 2022	Year Ended March 31, 2021
11	DRA-BLA-BCL JV	Joint-venture		
	Contract received		-	3,291.28
	Investment made during the year		18.97	4,028.86
	Investment withdrawn during the year		829.41	1,041.83
	Loss from joint venture		0.96	-
	Profit from joint venture		0.00	0.96
12	DRAIPL-BIL JV	Joint-operations		
	Investment made during the year		-	0.09
	Profit from joint venture		-	0.50
	Contract received		-	263.50
	Claims		205.78	-
	Loss from joint venture		6.83	-
13	GPL-BCL JV	Joint-venture		
	Investment made during the year		-	-
	Investment withdrawn during the year		-	-
	Loss from joint venture		-	-
	Profit from joint venture		-	8.27
14	IPL-BIL JV	Joint-operations		
	Investment made during the year		30.15	-
	Investment withdrawn during the year		22.31	-
	Claim received during the year		2,146.73	1,357.88
	Loss from joint venture		3.57	-
	Loans taken/received back during the year		-	-
15	KB BCL JV	Joint-operations		
	Investment made during the year		-	-
	Investment withdrawn during the year		-	-
	Profit from joint venture		0.00	1.21
16	KMC-BIL JV	Joint-operations		
	Investment made during the year		1.10	1.24
	Investment withdrawn during the year		28.00	-
	Claims		521.02	-
	Retention money released during the year		-	-
	Withheld money released during the year		-	-
	Loss from Joint venture		2.13	-
17	Loss from Joint venture	Joint-operations		
	Investment made during the year		0.12	0.01
	Investment withdrawn during the year		-	36.51
	Profit from joint venture		11.71	22.79
	Contract received		-	45.24
18	PCL BCL JV	Joint-operations		
	Investment made during the year		-	0.02
	Investment withdrawn during the year		231.92	-
	Loss from joint venture		0.01	0.01

NOTES TO THE STANDALONE FINANCIAL STATEMENTS FOR THE YEAR ENDED MARCH 31, 2022

(in ₹ Lacs)

Sl. No.	Particulars	Nature of expense	Year Ended March 31, 2022	Year Ended March 31, 2021
19	SMSIL-BCL JV	Joint-operations		
	Loss from Joint venture		1.48	-
20	SMSIL-BIL JV			
	Profit from joint venture		-	1.46
21	Supreme-BIL JV	Joint-operations		
	Investment made during the year		0.05	-
	Investment withdrawn during the year		13.48	-
	(Loss)/profit from Joint venture		0.01	0.01
22	Unity-BIL JV	Joint-operations		
	Investment made during the year		511.78	1,501.73
	Investment withdrawn during the year		429.95	899.96
	Contract received/sale of assets		3,315.14	2,824.28
	Mob advances repaid/write off during the year		-	-
	Secured received during the year		-	111.21
	Secured repaid during the year		92.85	116.99
	Retention money deducted during the year		96.25	189.44
	Retention money released during the year		-	-
	Withheld money deducted during the year		-	129.81
	Withheld money released during the year		129.81	-
	Loss from joint venture		34.25	-
23	BIL-PKVJV	Joint-operations		
	Investment made during the year		17.27	0.72
	Investment withdrawn during the year		34.39	56.00
	Interest on loan paid/subcontract during the year		-	-
	Retention money deducted during the year		-	-
	Retention money released during the year		-	-
	Withheld money deducted during the year		-	-
	Withheld money released during the year		-	-
	Profit from joint venture		(6.15)	25.96
24	Brahmaputra VKGA JV	Joint-operations		
	Profit from joint venture		-	3.07
25	VKGA-Brahmaputra-Triveni JV	Joint-operations		
	Investment made during the year		18.91	-
	Profit from Joint venture		(4.44)	108.54
26	Brahmaputra -VKGA (JV) Bilaspur Project			
	Profit from Joint venture		(46.65)	
27	NCDC-Brahmaputra JV	Joint-operations		
	Profit from joint venture		(104.67)	17.49
28	BIL GKCPL JV	Joint-operations		
	Profit from joint venture			76.65
29	Brahmaputra-MK-PUSHPA JV	Joint-operations		
	Profit from Joint venture		(48.43)	-
	Advance from customers		-	10.00

NOTES TO THE STANDALONE FINANCIAL STATEMENTS FOR THE YEAR ENDED MARCH 31, 2022

(in ₹ Lacs)

Sl. No.	Particulars	Nature of expense	Year Ended March 31, 2022	Year Ended March 31, 2021
30	JCC INFRAPROJECTS - BIL (JV) Profit from Joint venture	Joint -operations	(31.63)	-
31	PCPL & BIL (JV) Investment made during the year Profit from Joint venture	Joint -operations	40.44	
32	Anita Prithani Rent paid	Relative of key management	6.00	6.00
33	Kiran Prithani Rent paid	Relative of key management	4.80	4.80
34	Manoj Prithani Salary paid Perks paid	Key management	16.80 29.43	16.80 4.32
35	Vivek (GM Finance & company secretary) Salary paid	Key management	11.10	9.00
36	Narendra nath Batabayal Sitting fee	Independent Director	2.40	2.40
37	Anuj Kumari Sitting fee	Independent Director	0.60	1.00
38	Lalit Kumar Sitting fee	Independent Director	0.60	0.70
39	Bramaputra concrete bengal pvt Ltd Interest on loan	Subsidiary Director	-	5.93
40	Bramaputra concrete Pvt Ltd Interest on loan Loan given	Subsidiary Director	- -	27.35 -

NOTES TO THE STANDALONE FINANCIAL STATEMENTS FOR THE YEAR ENDED MARCH 31, 2022

(iii) Out standings Balance with Related Parties are as Follows

(in ₹ Lacs)

Sl.No.	Particulars	Nature of Relation	Year Ended March 31, 2022		Year Ended March 31, 2021	
			Receivable from	Payable to	Receivable from	Payable to
1	Brahmaputra Finlease Pvt. Ltd Intercompany loan	Group company	-	271.87	-	194.64
2	Brahmaputra Overseas Ltd	Group company				
3	Brahmaputra Projects Ltd Trade receivable	Group company	-	4.02	12.33	12.32
4	Brahmaputra Promoters & Developers Ltd Trade receivable	Group company	0.02	-	0.02	-
5	Brahmaputra Realtor Pvt Ltd Trade receivable	Group company	-	-	-	3.00
6	M.L. Singhi & Associates Pvt Ltd Incorporate loans	Group company	-	1,978.53	-	1,759.74
7	Anjanees Estates Private Ltd Trade receivable	Group company	40.98	-	40.98	-
8	Brahmaputra Promoters & Planners Ltd Trade receivable	Group company	0.08	-	0.07	-
9	Bengal Brahmaputra Realty Limited Trade receivable	Group Company of relative of Promoter	-	-	87.97	-
10	BCL JV Investments Trade receivable Retention money	Joint-venture	6.44 - -	- - -	6.44 170.47 2.46	- - -
11	BLA-BCL JV Investments	Joint-venture	0.90	-	0.90	-
12	BTS-BCL JV Investments Trade receivable Withheld money	Joint-operations	11.23 - -	- - -	11.23 - 34.82	- - -
13	DRA-BCL JV Investments Trade receivable Withheld money Retention money	Joint-operations	82.09 - - -	- - - -	82.09 176.92 27.81 1.55	- - - -
14	DRA-BIL JV Investments Trade receivable Mob advance Withheld money Retention money	Joint-operations	- (486.96) - - -	0.28 - - -	- - - 17.38 101.30	4.08 - 818.61 - -
15	DRA-BLA-BCL JV Trade receivable	Joint-venture	540.72	-	1,351.15	-
16	DRAIPL-BIL JV Investments Trade receivable	Joint-operations	- 205.78	6.83 -	- 205.78	- -

NOTES TO THE STANDALONE FINANCIAL STATEMENTS FOR THE YEAR ENDED MARCH 31, 2022

(in ₹ Lacs)

Sl.No.	Particulars	Nature of Relation	Year Ended March 31, 2022		Year Ended March 31, 2021	
			Receivable from	Payable to	Receivable from	Payable to
17	GPL-BCL JV	Joint-venture				
	Investments		349.34	-	349.34	-
18	IPL-BIL JV	Joint-operations				
	Investments		43.19	-	38.92	-
	Trade receivable		-	-	2,146.73	-
	Withheld money		-	-	84.27	-
	Claim receivables		-	-	-	-
19	KB BCL JV	Joint-operations				
	Investments		13.29	-	13.29	-
	Withheld money		63.64	-	63.64	-
	Retention money		125.57	-	125.57	-
20	KMC-BIL JV	Joint-operations				
	Investments		191.78	-	220.81	-
	Trade receivable		-	-	210.18	-
	Mob advance		-	-	-	358.32
	Secured advances		-	-	-	-
	Retention money		-	-	88.36	-
	Withheld money		-	-	9.72	-
	Secured advance against BGs		521.02	-	-	-
21	Madhava BCL JV	Joint-operations				
	Investment		-	11.59	-	-
	Trade receivable		16.02	-	16.02	-
	Withheld money		8.40	-	8.40	-
	Retention money		0.84	-	0.84	-
	Claim receivables		804.88	-	906.11	-
	Secured advance against BGs		-	-	-	-
22	Madhava hytech JV	Joint-operations				
	Investments		19.91	-	19.91	-
23	PCL BCL JV	Joint-operations				
	Investments		4.21	-	4.22	-
	Trade receivable		-	-	231.92	-
	Retention money		1.45	-	1.45	-
	Withheld money		9.11	-	9.11	-
	Claim receivables		1,048.14	-	816.22	-
24	SMSIL-BIL JV	Joint-operations				
	Investments		-	1.48	-	-
25	SMSIL-BIL JV					
	Investment		1.45	-	1.46	-
26	Supreme-BIL JV	Joint-operations				
	Investments		(6.44)	-	6.99	-
	Trade receivable		-	-	40.28	-
	Mob ddvance		-	-	-	285.32
	Retention money		9.82	-	9.82	-
	Withheld money		8.53	-	8.53	-

NOTES TO THE STANDALONE FINANCIAL STATEMENTS FOR THE YEAR ENDED MARCH 31, 2022

(in ₹ Lacs)

Sl.No.	Particulars	Nature of Relation	Year Ended March 31, 2022		Year Ended March 31, 2021	
			Receivable from	Payable to	Receivable from	Payable to
27	Unity-BIL JV	Joint-operations	40.28	-	-	-
	Investments		649.35	-	601.77	-
	Trade receivable		675.33	-	1,911.72	-
	Mob advance		-	50.41	-	143.26
	Withheld money		-	-	129.81	-
	Retention money		1,217.22	-	1,167.44	-
	Claim receivable		1,787.03	-	-	-
28	BIL-PKV JV	Joint-operations				
	Investments		-	10.97	-	26.64
	Trade receivable		52.52	-	52.52	-
	Retention money		18.50	-	18.50	-
29	VKGA-Brahmaputra-Triveni JV	Joint-operations				
	Investments		28.37	-	9.46	-
	Trade receivable		115.19	-	110.75	-
	Retention money		-	-	-	-
30	RA-BILJV Nagaon Project	Joint-operations				
	Trade receivable		34.50	-	34.50	-
31	Brahmaputra-VKGA-JV Bilaspur project	Joint-operations				
	Trade receivable		9.83	-	18.10	-
	Retention money		-	-	-	0.19
32	NCDC-Brahmaputra JV	Joint-operations				
	Trade receivable		29.84	-	-	32.92
33	JCC INFRAPROJECTS - BIL (JV)					
	Trade receivable		0.48	-	-	-
34	BIL GKCPL JV	Joint-operations				
	Trade receivable		-	-	-	76.65
35	Brahmaputra-MK- PUSHPA JV	Joint-operations				
	Trade receivable		242.62	-	-	-
	Advance from customers		-	-	-	10.00
36	Anita Prithani	Relative of key management				
	Rent payable		-	2.01	-	0.19
37	Kiran Prithani	Relative of key management				
	Rent payable		0.43	-	1.55	-
38	Manoj Prithani	Key management				
	Salary payable		-	4.15	-	3.46
39	Vivek (GM Finance & company secretary)	Key management				
	Salary payable		-	1.85	-	0.75
40	Narendra nath Batabayal	Independent Director				
	Sitting fee		-	1.11	-	1.14
41	Kuladhar saharia	Ex-Independent Director				
	Directors sitting fees		-	4.05	-	4.05
42	Anuj Kumari	Independent Director				
	Sitting fee		-	1.17	-	0.93
43	Lalit Kumar	Independent Director				
	Sitting fee		-	0.73	-	0.65

NOTES TO THE STANDALONE FINANCIAL STATEMENTS FOR THE YEAR ENDED MARCH 31, 2022

(in ₹ Lacs)

Sl.No.	Particulars	Nature of Relation	Year Ended March 31, 2022		Year Ended March 31, 2021	
			Receivable from	Payable to	Receivable from	Payable to
44	Bramaputra concrete bengal pvt Ltd	Subsidiary Company				
	Investments		11.00	-	11.00	-
	Loan		66.04	-	65.82	-
	Interest receivables		23.71	-	23.71	-
45	Bramaputra concrete Pvt Ltd	Subsidiary Company				
	Investments		45.75	-	45.75	-
	Loan		304.37	-	304.37	-
	Interest receivables		135.92	-	135.92	-

NOTES TO THE STANDALONE FINANCIAL STATEMENTS FOR THE YEAR ENDED MARCH 31, 2022

45. Fair value Measurement and Financial Instruments

a) Financial Instruments – by category and fair values hierarchy

The following table shows the carrying amounts and fair value of financial assets and financial liabilities, including their levels in the fair value hierarchy.

i). As at March 31, 2022

(in ₹ Crore)

Particulars	Carrying Value		Amortised Cost	Total	Fair Value Measurement Using		
	FVTPL	FVOCI			Level 1	Level 2	Level 3
Financial assets							
Non-current							
Investment		0.01	13.03	13.04	0.01	13.03	-
Trade Recievable	-	-	30.08	30.08	-	-	30.08
Loans	-	-	1.21	1.21	-	-	-
Other financial assets	-	-	15.91	15.91	-	-	-
				-	-	-	-
Current							
Trade receivables	-	-	29.44	29.44	-	-	-
Cash and cash equivalents	-	-	0.81	0.81	-	-	-
Other financial assets			22.65	22.65			
Total	-	0.01	113.13	113.14	0.01	13.03	30.08
Financial liabilities							
Non-current							
Borrowings	-	-	38.26	38.26	-	-	-
Other financial liability	-	-	29.93	29.93	-	-	-
Current							
Borrowings	-	-	177.38	177.38	-	-	-
Trade payables	-	-	20.46	20.46	-	-	-
Other financial liabilities	-	-	118.83	118.83	-	-	-
Total	-	-	384.86	384.86	-	-	-

NOTES TO THE STANDALONE FINANCIAL STATEMENTS FOR THE YEAR ENDED MARCH 31, 2022

ii). As at March 31, 2021

(in ₹ Crore)

Particulars	Carrying Value		Amortised Cost	Total	Fair Value Measurement Using		
	FVTPL	FVOCI			Level 1	Level 2	Level 3
Financial assets							
Non-current							
Investment		0.00	13.42	13.42	0.00	13.42	-
Trade Recievable	-	-	29.03	29.03	-	-	29.03
Loans	-	-	3.57	3.57	-	-	-
Other financial assets	-	-	27.88	27.88	-	-	-
Current							
Trade receivables	-	-	28.16	28.16	-	-	-
Cash and cash equivalents	-	-	1.12	1.12	-	-	-
Total	-	0.00	103.18	103.18	0.00	13.42	29.03
Financial liabilities							
Non-current							
Borrowings	-	-	23.51	23.51	-	-	-
Other financial liability	-	-	30.94	30.94	-	-	-
Current							
Borrowings	-	-	191.31	191.31	-	-	-
Trade payables	-	-	16.20	16.20	-	-	-
Other financial liabilities	-	-	139.27	139.27	-	-	-
Total	-	-	401.23	401.23	-	-	-

Level 1: It includes financial instruments measured using quoted prices.

Level 2: The fair value of financial instruments that are not traded in an active market is determined using valuation techniques which maximise the use of observable market data and rely as little as possible on entity specific estimates. If all significant inputs required to fair value an instrument are observable, the instrument is included in level 2.

Level 3: If one or more of the significant inputs is not based on observable market data, the instrument is included in level 3. The fair value of financial assets and liabilities included in Level 3 is determined in accordance with generally accepted pricing models based on discounted cash flow analysis using prices from observable current market transactions and dealer quotes of similar instruments.

The Company's borrowings have been contracted at floating rates of interest. Accordingly, the carrying value of such borrowings (including interest accrued but not due) which approximates fair value.

The carrying amounts of trade receivables, trade payables, cash and cash equivalents and other financial assets and liabilities, approximates the fair values, due to their short-term nature. Fair value of financial assets which includes bank deposits (due for maturity after twelve months from the reporting date) and security deposits is smiliar to the carrying value as there is no significant differences between carrying value and fair value.

The fair value for security deposits were calculated based on discounted cash flows using a current lending rate. They are classified as level 3 fair values in the fair value hierarchy due to the inclusion of unobservable inputs including counterparty credit risk.

NOTES TO THE STANDALONE FINANCIAL STATEMENTS FOR THE YEAR ENDED MARCH 31, 2022

Valuation processes

The Management performs the valuations of financial assets and liabilities required for financial reporting purposes on a periodic basis, including level 3 fair values.

b) Financial risk management

The Company has exposure to the following risks arising from financial instruments:

- Credit risk
- Liquidity risk
- Interest rate risk

Risk management framework

The Company's Board of Directors has overall responsibility for the establishment and oversight of the Company's risk management framework. The Board of Directors have authorised senior management to establish the processes and ensure control over risks through the mechanism of properly defined framework in line with the businesses of the company.

The Company's risk management policies are established to identify and analyse the risks faced by the Company, to set appropriate risks limits and controls, to monitor risks and adherence to limits. Risk management policies are reviewed regularly to reflect changes in market conditions and the Company's activities.

The Company has policies covering specific areas, such as interest rate risk, foreign currency risk, other price risk, credit risk, liquidity risk, and the use of derivative and non-derivative financial instruments. Compliance with policies and exposure limits is reviewed on a continuous basis.

NOTES TO THE STANDALONE FINANCIAL STATEMENTS FOR THE YEAR ENDED MARCH 31, 2022

b). Financial Risk Management (Continued)

(i) Credit Risk

The maximum exposure to credit risks is represented by the total carrying amount of these financial assets in the balance sheet

(in ₹ Crore)

Particulars	As at 31st March 2022	As at 31st March 2021
Trade receivables	59.52	57.19
Cash and cash equivalents	0.81	1.12
Investment	13.03	13.42
Loans	1.21	3.57
Other financial assets	38.56	63.26

Credit risk is the risk of financial loss to the Company if a customer or counterparty to a financial instrument fails to meet its contractual obligations, and arises principally from the Company's receivables from customers.

The Company's credit risk is primarily to the amount due from customer and investments. The Company maintains a defined credit policy and monitors the exposures to these credit risks on an ongoing basis. Credit risk on cash and cash equivalents is limited as the Company generally invests in deposits with scheduled commercial banks with high credit ratings assigned by domestic credit rating agencies.

The maximum exposure to the credit risk at the reporting date is primarily from trade receivables. Trade receivables are unsecured and are derived from revenue earned from customers primarily located in India. The Company does monitor the economic environment in which it operates. The Company manages its Credit risk through credit approvals, establishing credit limits and continuously monitoring credit worthiness of customers to which the Company grants credit terms in the normal course of business

.On adoption of Ind AS 109, the Company uses expected credit loss model to assess the impairment loss or gain. The Company establishes an allowance for impairment that represents its expected credit losses in respect of trade receivable. The management uses a simplified approach (i.e. based on lifetime ECL) for the purpose of impairment loss allowance except JV partners. The company estimates amounts based on the business environment in which the Company operates, and management considers that the trade receivables are in default (credit impaired) when counter party fails to make payments for receivable more than 365 days past due. However the Company based upon historical experience determine an impairment allowance for loss on receivables.

(in ₹ Crore)

Particulars	Gross carrying Amount As at 31st March 2022	Gross carrying Amount As at 31st March 2021
0-1 Year past due	29.44	43.65
1 to 2 Year past due	10.21	13.04
2 to 3 Year past due	5.63	8.83
3 to 4 Year past due	6.33	1.42
More than 4 Years	10.32	31.41
Total	61.92	98.35

Trade receivables as at year end primarily relate to revenue generated from rendering of services. Trade receivables are generally realised within the credit period.

This definition of default is determined by considering the business environment in which entity operates and other macro-economic factors. Further, the Company does not anticipate any material credit risk of any of its other receivables.

NOTES TO THE STANDALONE FINANCIAL STATEMENTS FOR THE YEAR ENDED MARCH 31, 2022**Movement in the allowance for impairment in respect of trade receivables:**

(in ₹ Crore)

Particulars	For the year ended As at 31st March 2022	For the year ended As at 31st March 2021
Balance at the beginning	1.88	15.69
Impairment loss recognised	1.65	1.88
Impairment loss derecognised	(1.12)	(15.69)
Balance at the end	2.40	1.88

NOTES TO THE STANDALONE FINANCIAL STATEMENTS FOR THE YEAR ENDED MARCH 31, 2022

b). Financial Risk Management (Continued)

(ii) Liquidity risk

Liquidity risk is the risk that the Company will encounter difficulty in meeting the obligations associated with its financial liabilities that are settled by delivering cash or another financial asset. The Company's approach to managing liquidity is to ensure, as far as possible, that it will have sufficient liquidity to meet its liabilities when they are fallen due, under both normal and stressed conditions, without incurring unacceptable losses or risking damage to the Company's reputation.

The Company believes that its liquidity position, including total cash (including bank deposits under lien and excluding interest accrued but not due) of Rs 0.81 crore as at March 31, 2022 (March 31, 2021: Rs. 1.12 crore) and the anticipated future internally generated funds from operations will enable it to meet its future known obligations in the ordinary course of business.

Prudent liquidity risk management implies maintaining sufficient cash and marketable securities and the availability of funding through an adequate amount of credit facilities to meet obligations when due. The Company's policy is to regularly monitor its liquidity requirements to ensure that it maintains sufficient reserves of cash and funding from group companies to meet its liquidity requirements in the short and long term.

The Company's liquidity management process as monitored by management, includes the following:

- Day to day funding, managed by monitoring future cash flows to ensure that requirements can be met.
- Maintaining rolling forecasts of the Company's liquidity position on the basis of expected cash flows.

Exposure to liquidity risk

The following are the remaining contractual maturities of financial liabilities at the reporting date. The amounts are gross and undiscounted, and includes interest accrued but not due on borrowings.

(in ₹ Crore)

As at March 31, 2022	"Carrying Amount"	Contractual cash Flows		
		Less than one year	"More than one years"	Total
Non current borrowings	38.26	-	38.26	38.26
Other financial liability	29.93	-	29.93	29.93
Current borrowings	177.38	177.38	-	177.38
Trade payables	20.46	20.46	-	20.46
Other financial liabilities	183.76	183.76	-	183.76
Total	449.79	381.60	68.20	449.79

(in ₹ Crore)

As at March 31, 2021	"Carrying Amount"	Contractual cash Flows		
		Less than one year	"More than one years"	Total
Non current borrowings	23.51	-	23.51	23.51
Other financial liability	30.94	-	30.94	30.94
Current borrowings	191.31	191.31	-	191.31
Trade payables	16.20	16.20	-	16.20
Other financial liabilities	139.27	139.27	-	139.27
Total	401.22	346.77	54.45	401.22

The above amounts reflects the contractual undiscounted cash flows which may differ from the carrying value of the liabilities at the reporting date.

NOTES TO THE STANDALONE FINANCIAL STATEMENTS FOR THE YEAR ENDED MARCH 31, 2022

b). Financial Risk Management (Continued)

(iii) Market risk

Market risk is the risk that the future cash flows of a financial instrument will fluctuate because of changes in market prices. Market risk comprises three types of risk: interest rate risk, currency risk and other price risk, the Company mainly has exposure to one type of market risk namely: interest rate risk. The objective of market risk management is to manage and control market risk exposures within acceptable parameters, while optimising the return.

Interest rate risk

Interest rate risk is the risk that the future cash flows of a financial instrument will fluctuate because of changes in market interest rates. The Company's main interest rate risk arises from long-term and short term borrowings with variable interest rates, which expose the Company to cash flow interest rate risk.

Exposure to interest rate risk

The Company's interest rate risk arises majorly from the term loans from banks carrying floating rate of interest. These obligations exposes the Company to cash flow interest rate risk. The exposure of the Company's borrowing to interest rate changes as reported to the management at the end of the reporting year are as follows:

(in ₹ Crore)

Particulars	As at 31st March 2022	As at 31st March 2021
Term loans from banks	113.26	102.29
Cash credit from banks	177.38	191.31
Interest accrued and due on borrowings	83.09	82.72
Total	373.73	376.32

Cash flow sensitivity analysis for variable-rate instruments

A reasonably possible change of 100 basis points (bps) in interest rates at the reporting date would have increased (decreased) equity and profit or loss by the amounts shown below. This analysis assumes that all other variables remain constant.

(in ₹ Crore)

Particulars	Profit or loss		Equity, net of tax	
	100 bps increase	100 bps decrease	100 bps increase	100 bps decrease
Interest on loans from banks				
For the year ended March 31, 2022	373.73	(373.73)	(279.66)	279.66
For the year ended March 31, 2021	376.32	(376.32)	(287.54)	287.54

NOTES TO THE STANDALONE FINANCIAL STATEMENTS FOR THE YEAR ENDED MARCH 31, 2022

46 Capital management

For the purpose of the company's capital management, capital includes issued equity share capital and all other equity reserves attributable to the equity holders of the company.

Management assesses the Company's capital requirements in order to maintain an efficient overall financing structure. The Company manages the capital structure and makes adjustments to it in the light of changes in economic conditions and the risk characteristics of the underlying assets.

To maintain or adjust the capital structure, the company may return capital to shareholders, raise new debt or issue new shares.

The company monitors capital on the basis of the debt to capital ratio, which is calculated as interest-bearing debts divided by total capital (equity attributable to owners of the parent plus interest-bearing debts).

(in ₹ Crore)

Particulars	(in ₹ Crore)	
	As at 31st March 2022	As at 31st March 2021
Borrowings	373.72	376.31
Less: Cash and cash equivalents	(0.81)	(1.12)
Adjusted net debt (A)	372.91	375.19
Total equity (B)	144.58	139.30
Adjusted net debt to adjusted equity ratio (A/B)	257.92%	269.34%

47. Income Taxes

A. Amounts Recognised in Profit or Loss

(in ₹ Crore)

Particulars	(in ₹ Crore)	
	As at 31st March 2022	As at 31st March 2021
Current Tax Expense		
Current year	1.64	-
Prior period adjustment	4.10	-
	5.74	-
Deferred Tax Expense		
Change in recognised temporary differences	(1.69)	0.58
	(1.69)	0.58
Total Tax Expense	4.05	0.58

B. Amounts Recognised in Other Comprehensive Income

(in ₹ Crore)

Particulars	Overdue as at March 31, 2022			Overdue as at March 31, 2021		
	Before Tax	Tax (Expense) / Income	Net of tax	Before Tax	Tax (Expense) / Income	Net of tax
Revalue of Investment in equity instruments	0.00	(0.00)	0.00	0.00	0.00	0.00
Remeasurements of defined benefit liability	(0.05)	0.01	0.04	0.08	0.02	0.06
	(0.05)	0.01	0.04	0.08	0.02	0.06

NOTES TO THE STANDALONE FINANCIAL STATEMENTS FOR THE YEAR ENDED MARCH 31, 2022

C. Reconciliation of Effective Tax Rate

(in ₹ Crore)

Particulars	Year Ended March 31, 2022		Year Ended March 31, 2021	
	Rate	Amount	Rate	Amount
Profit before tax	0.25	9.37	0.25	0.86
Tax using the company's domestic tax rate (A)		2.36		0.22
Tax effect of:				
Non-deductible expenses		(3.00)		(0.22)
Prior period errors/adjustments		1.30		(0.14)
Total (B)		(1.69)		(0.36)
(A)+(B)		4.05		0.58

D. Movement in Deferred Tax Balances

(in ₹ Crore)

Particulars	As at 31 March 2021	Recognized in P&L	Recognized in OCI	As at 31 March 2022
Deferred tax assets				
Property plant and equipment	1.91	(0.56)	-	1.35
Investment in subsidiaries & associates	0.20	0.20	(0.00)	0.40
Trade receivables	0.47	0.13	-	0.60
Impairment allowances	0.67	(0.67)	-	-
Financial assets	-	1.27	-	1.27
Bonus gratuity & leave encashment	0.24	(0.03)	0.04	0.25
Other current asset	-	0.53	-	0.53
Other non- current asset		1.33		1.33
Sub- Total (a)	3.49	2.20	0.04	5.73
Intangible assets	(0.07)	0.04	-	(0.03)
Retention money	(1.25)	1.25	-	-
Investment property	(0.32)	0.32	-	-
Last year adjustment	-	(2.12)	-	(2.12)
Sub- Total (b)	(1.63)	(0.51)	-	(2.15)
Total (a+b)	1.86	1.69	0.04	3.58

NOTES TO THE STANDALONE FINANCIAL STATEMENTS FOR THE YEAR ENDED MARCH 31, 2022

(in ₹ Crore)

Particulars	As at 31 March 2020	Recognized in P&L	Recognized in OCI	As at 31 March 2021
Deferred tax assets				
Property plant and equipment	1.92	(0.01)	-	1.91
Trade receivables	1.34	(0.87)	-	0.47
Investment in subsidiaries & associates	-	0.20	0.00	0.20
Impairment allowance	-	0.67	-	0.67
Bonus gratuity & leave encashment	0.23	0.02	(0.02)	0.24
Sub- Total (a)	3.49	0.01	(0.02)	3.49
Intangible assets	(0.11)	0.04	-	(0.07)
Retention money	(0.42)	(0.83)	-	(1.25)
Investment property	(0.51)	0.20	-	(0.32)
Sub- Total (b)	(1.04)	(0.59)	-	(1.63)
Total (a+b)	2.45	(0.58)	(0.02)	1.86

NOTES TO THE STANDALONE FINANCIAL STATEMENTS FOR THE YEAR ENDED MARCH 31, 2022

48 Note Ratio analysis disclosure

(in ₹ Crore Except Percentage)

	Ratios:	Formula:	Amount	"Year ended March 31, 2022"	"Year ended March 31, 2021"	% Change	Reason for variance
a)	Current ratio	Current assets	357	1.10	1.05	4.06%	
		Current liabilities	326				
b)	Debt equity ratio	Total debt	314	2.17	2.25	(3.64%)	
		Total shareholder's equity	145				
c)	Debt service coverage ratio	Earnings available for debt services	31.39	1.66	1.31	26.57%	Due to increase in rent receipts as compare to Last FY 2020-21
		(Interest + instalments)	18.94				
d)	Return on equity ratio	Net profit after taxes	5.32	3.68%	0.20%	3.48%	
		Equity shareholders' funds	144.58				
e)	Inventory turnover ratio	Cost of goods sold	113.02	0.47	0.80	(41.63%)	Decrease due to reduce in WIP Inventories during the year
		Average Inventory	241.61				
f)	Trade receivable turnover ratio	Credit sales	160.13	3.17	3.57	(11.15%)	
		Average accounts receivable	50.55				
g)	Trade payables turnover ratio	Annual net credit purchases	63.47	1.36	3.62	(62.42%)	During this FY 2021-22 more material oriented work involved in the execution of respective sites and less credit purchase as comparable last FY 2020-21.
		Average accounts payables	46.65				
h)	Net capital turnover ratio	Cost of goods sold	113.02	0.78	0.90	(12.81%)	
		Net assets	144.58				
i)	Net profit ratio	Net profit	5.28	3.30%	0.24%	3.06%	
		Sales	160.13				
j)	(i) Return on capital employed ratio	EBIT*100	29.11	20.14%	13.08%	7.06%	
		Capital employed	144.58				
	(ii) Return on capital employed ratio	EBIT*(1-tax)*100	21.78	(15.07%)	9.79%	(24.85%)	
		Capital employed	144.58				

49 Other statutory informations

- (i) The Company does not have any Benami property, where any proceeding has been initiated or pending against the Group for holding any Benami property.
- (ii) The Company does not have any transactions with companies struck off.
- (iii) The Company does not have any charges or satisfaction which is yet to be registered with Regtrar of Companies "ROC") beyond the statutory period.

NOTES TO THE STANDALONE FINANCIAL STATEMENTS FOR THE YEAR ENDED MARCH 31, 2022

- (iv) The Company have not traded or invested in Crypto currency or Virtual Currency during the financial year.
- (v) The Company have not advanced or loaned or invested funds to any other person(s) or entity(ies), including foreign entities (Intermediaries) with the understanding that the Intermediary shall
- directly or indirectly lend or invest in other persons or entities identified in any manner whatsoever by or on behalf of the Company (Ultimate Beneficiaries) or
 - provide any guarantee, security or the like to or on behalf of the ultimate beneficiaries.
- (vi) The Company does not receive any fund from any person(s) or entity(ies), including foreign entities (Funding Party) with the understanding (whether recorded in writing or otherwise) that the Company shall
- directly or indirectly lend or invest in other persons or entities identified in any manner whatsoever by or on behalf of the Company (Ultimate Beneficiaries) or
 - provide any guarantee, security or the like to or on behalf of the ultimate beneficiaries.
- (vii) The Company does not have transaction which is not recorded in the books of accounts that has been surrendered or disclosed as income during the year.in the tax assessments under the Income Tax Act, 1961 (such as, search or survey or any other relevant provisions of the Income Tax Act, 1961.

(viii) Security

Working Capital Loans from Banks are secured by way of first pari-passu charge on stock, book debts, other current assets and additionally secured by a specific immovable property of the Company located at Guwahati. Statements of Current Assets filed by the Company with its bankers are in agreement with books of account.

- 50** Ministry of Corporate Affairs (“MCA”) notifies new standard or amendments to the existing standards. There is no such notification which would have been applicable from April 1, 2021.
- 51** Figures have been rounded off to the nearest crore of rupees and these financial statements were authorized for issue by Board of Directors on dated 08th July 2022.
- 52** Previous year’s notes / figures have been regrouped / rearranged as per the current year’s presentation for the purpose of comparability.

For GOYAL NAGPAL & CO.
CHARTERED ACCOUNTANTS
Firm Registration No. 018289C

For and on Behalf of the Board of Directors of
Brahmaputra Infrastructure Limited

CA Virender Nagpal
PARTNER
Membership No.: 416004

Raktim Acharjee
(Whole Time Director & CFO)
DIN : 06722166

Sanjay Kumar Mozika
(Joint Managing Director)
DIN : 00004508

Vivek Malhotra
(Company Secretary)

Place : Delhi
Date : 8th July 2022
UDIN: 22416004AMMLTH7505

**Consolidated
Financial Statements
(Page No. 195 to 279)**

INDEPENDENT AUDITOR'S REPORT

To,

The Members,
Brahmaputra Infrastructure Limited
R.O. A-7, Main Mahipalpur,
New Delhi -110037

Report on the Consolidated Ind AS financial Statements

Qualified Opinion

We have audited the accompanying consolidated Ind AS financial statements of Brahmaputra Infrastructure Limited ("the Company") which includes its subsidiaries (the Holding Company and its subsidiaries together referred to as "the Group"), its associates and jointly ventures, which comprises the Balance Sheet as at March 31, 2022, the Statement of Profit and Loss (including Other Comprehensive Income), Statement of Changes in Equity and statement of cash flows for the year then ended, and notes to the consolidated financial statements, including a summary of significant accounting policies and other explanatory information.

In our opinion and to the best of our information and according to the explanations given to us, and based on the consideration of the reports of other auditors on the separate financial statements/ financial information of the joint operations as referred to in paragraph 20 below, except for the possible effects of the matters described in the Basis for Qualified Opinion section of our report, the aforesaid consolidated financial statements give the information required by the Companies Act, 2013 ('Act') in the manner so required and give a true and fair view in conformity with the accounting principles generally accepted in India including Indian Accounting Standards ('Ind AS') specified under section 133 of the Act, of the state of affairs of the Company as at 31 March 2022, and its profit (including other comprehensive income), statement of changes in equity and consolidated statement of cash flows for the year then ended, and notes to the consolidated financial statements, including a summary of the significant accounting policies and other explanatory information (hereinafter referred to as "the consolidated financial statements).

Basis for Qualified Opinion

During the year the company has not made the provisions towards interest payable to banks and financial institutions which were not paid for the year under audit. This constitute a departure from the Indian Accounting Standards-37 "Provisions, Contingent Liabilities and Contingent Assets" referred to in section 133 of the Companies Act, 2013. Sum of Rs. 19.89 crore has not recognized the interest expenses resulting in understatement of expenses and over statement of Net profit before Tax. Balances in "Other Equity" in the Balance sheet is overstated by the said amount. We are not able to verify the actual interest booked by the company as expenses as the loan statements of the lenders was not provided to us.

We conducted our audit in accordance with the Standards on Auditing (SAs) specified under section 143(10) of the Companies Act, 2013 (the Act). Our responsibilities under those Standards are further described in the Auditor's Responsibilities for the Audit of the consolidated Financial Results section of our report. We are independent of the Company in accordance with the Code of Ethics issued by the Institute of Chartered Accountants of India together with the ethical requirements that are relevant to our audit of the financial results under the provisions of the Companies Act, 2013 and the Rules thereunder, and we have fulfilled our other ethical responsibilities in accordance with these requirements and the Code of Ethics. We believe that the audit evidence we have obtained is sufficient and appropriate to provide a basis for our qualified opinion.

Emphasis of Matter

1. We draw attention to the Consolidated Financial Statement, which describes the effects of uncertainties relating to COVID-19 pandemic outbreak on the Company's operations and management's evaluation of its impact on the accompanying Statement as at the balance sheet date, the extent of which is significantly dependent on future developments.
2. Note No. 20 to the Consolidated financial statement, the Company has successfully executed the One Time settlement with the Consortium lender Axis Bank Limited vide reference no. AXISB/RCD/2020-21/152 dated 23-02-2021. Accordingly, the Company has reversed the provision of Interest as well as principle which was shown in Note No. 12 of the accompanying statement under the head of "Exceptional Items" amounting to Rs. 19.30 crore.

3. In the Consolidated financial Statements, which describes the impairment assessment in accordance with Ind AS 36 “Impairment of assets” / Ind AS 109 “Financial Instruments” performed by the Company, in respect of regarding uncertainties relating to recoverability of unbilled work-in-progress (Inventories), trade receivables and Retention/withheld by clients Receivables & claim receivables amounting to ₹ 165.96 crore (Note No. 12) , ₹ 59.52 crore (Note No. 7 and 13), ₹ 32.98 Crore (Note No. 9 and 15) and Rs. 112.48 Crore (Note No. 9, 11 and 16) respectively as at 31 March 2022, which represent various claims raised in the earlier years in respect of projects substantially closed and where the claims are currently under negotiation//s / discussions / arbitration / litigation. Based on legal opinion / past experience with respect to such claims, management is of the view that the aforementioned majority of the balances are fully recoverable

Our report is not modified on above matter

Key Audit Matters

Key Audit Matters are those matters that, in our professional judgment, were of most significance in our audit of the consolidated Ind AS financial statements of the current period. These matters were addressed in the context of our audit of the Consolidated Ind AS financial statements as a whole, and informing our opinion thereon, and we do not provide a separate opinion on these matters. We have determined that there are no other key audit matters to communicate in our report.

Information Other than the Consolidated Ind AS financial Statements and Auditor’s Report Thereon

The Company’s Board of Directors is responsible for the other information. The other information comprises the information included in the Management Discussion and Analysis, Board’s Report including Annexures to Board’s Report, Business Responsibility Report, Corporate Governance and Shareholder’s Information, but does not include the consolidated Ind AS Consolidated financial statements and our auditor’s report thereon.

Our opinion on the consolidated Ind AS financial statements does not cover the other information and we do not express any form of assurance conclusion thereon.

In connection with our audit of the consolidated Ind AS financial statements, our responsibility is to read the other information and, in doing so, consider whether the other information is materially inconsistent with the consolidated Ind AS financial statements or our knowledge obtained in the audit or otherwise appears to be materially misstated.

If, based on the work we have performed, we conclude that there is a material misstatement of this other information; we are required to report that fact. We have nothing to report in this regard.

Management Responsibility for the Consolidated Ind AS financial Statements

The Company’s Board of Directors is responsible for the matters stated in section 134(5) of the Companies Act, 2013 (“the Act”) with respect to the preparation of these consolidated Ind AS financial statements that give a true and fair view of the financial position, financial performance, including other comprehensive income, changes in equity and cash flows of the Company in accordance with accounting principles generally accepted in India.

The Company’s Board of Directors is responsible for the matters stated in section 134(5) of the Act with respect to the preparation of these consolidated financial statements that give a true and fair view of the financial position, financial performance, total comprehensive income, changes in equity and cash flows of the Company in accordance with the Ind AS and other accounting principles generally accepted in India. This responsibility also includes maintenance of adequate accounting records in accordance with the provisions of the Act for safeguarding the assets of the Company and for preventing and detecting frauds and other irregularities; selection and application of appropriate accounting policies; making judgments and estimates that are reasonable and prudent; and design, implementation and maintenance of adequate internal financial controls, that were operating effectively for ensuring the accuracy and completeness of the accounting records, relevant to the preparation and presentation of the consolidated financial statements that give a true and fair view and are free from material misstatement, whether due to fraud or error.

In preparing the consolidated Ind AS financial statements, management is responsible for assessing the Company’s ability to continue as a going concern, disclosing, as applicable, matters related to going concern and using the going concern basis of accounting unless management either intends to liquidate the Company or to cease operations, or has no realistic alternative but to do so.

The Board of Directors are also responsible for overseeing the company’s financial reporting process.

Auditor's Responsibilities for the Audit of Consolidated IndAS financial Statement

Our objectives are to obtain reasonable assurance about whether the Consolidated Ind AS financial statements as a whole are free from material misstatement, whether due to fraud or error, and to issue an auditor's report that includes our opinion. Reasonable assurance is a high level of assurance, but is not a guarantee that an audit conducted in accordance with SAs will always detect a material misstatement when it exists. Misstatements can arise from fraud or error and are considered material if, individually or in the aggregate, they could reasonably be expected to influence the economic decisions of users taken on the basis of these consolidated Ind AS financial statements.

As part of an audit in accordance with SAs, we exercise professional judgment and maintain professional skepticism throughout the audit. We also:

- Identify and assess the risks of material misstatement of the consolidated Ind AS financial statements, whether due to fraud or error, design and perform audit procedures responsive to those risks, and obtain audit evidence that is sufficient and appropriate to provide a basis for our opinion. The risk of not detecting a material misstatement resulting from fraud is higher than for one resulting from error, as fraud may involve collusion, forgery, intentional omissions, misrepresentations, or the override of internal control.
- Obtain an understanding of internal control relevant to the audit in order to design audit procedures that are appropriate in the circumstances. Under section 143(3)(i) of the Companies Act, 2013, we are also responsible for expressing our opinion on whether the company has internal financial controls with reference to consolidated Financial Statements in place and the operating effectiveness of such controls.
- Evaluate the appropriateness of accounting policies used and the reasonableness of accounting estimates and related disclosures made by management.
- Conclude on the appropriateness of management's use of the going concern basis of accounting and, based on the audit evidence obtained, whether a material uncertainty exists related to events or conditions that may cast significant doubt on the Company's ability to continue as a going concern. If we conclude that a material uncertainty exists, we are required to draw attention in our auditor's report to the related disclosures in the consolidated Ind AS financial statements or, if such disclosures are inadequate, to modify our opinion. Our conclusions are based on the audit evidence obtained up to the date of our auditor's report. However, future events or conditions may cause the Company to cease to continue as a going concern.
- Evaluate the overall presentation, structure and content of the consolidated Ind AS financial statements, including the disclosures, and whether the consolidated Ind AS financial statements represent the underlying transactions and events in a manner that achieves fair presentation.

We communicate with those charged with governance regarding, among other matters, the planned scope and timing of the audit and significant audit findings, including any significant deficiencies in internal control that we identify during our audit.

We also provide those charged with governance with a statement that we have complied with relevant ethical requirements regarding independence, and to communicate with them all relationships and other matters that may reasonably be thought to bear on our independence, and where applicable, related safeguards.

From the matters communicated with those charged with governance, we determine those matters that were of most significance in the audit of the consolidated Ind AS financial statements for the financial year ended March 31, 2022 and are therefore the key audit matters. We describe these matters in our auditor's report unless law or regulation precludes public disclosure about the matter or when, in extremely rare circumstances, we determine that a matter should not be communicated in our report because the adverse consequences of doing so would reasonably be expected to outweigh the public interest benefits of such communication.

Other Matters

- (i) In regards to the search /survey was conducted u/s 132 B of the Income Tax Act, 1961 at the premises of the Company, Income Tax department has issued Notice U/s 153A of the Income Tax Act 1961 in response to which the Company has filed their Income Tax Returns U/s 153 for the Assessment year 2015-16 to 2021-22 with income amounting to Rs. 15.00 Crore as undeclared income. Tax on the above additions amounting to Rs. 4.09 crore has been adjusted during the year with Income tax refunds of the previous years. The above assessment has been completed on 28th March 2022 and department has assessed with the addition of Rs. 26.91 crore as mentioned in the Assessment Orders. The company has filed the appeal for the AY 2017-18, 2018-19, 2019-20 2020-21 and 2021-22 against the above assessments orders and the assessment proceedings are still pending with CIT(A) as on the date of signing the Audit Report.
- (ii) Inventories consisting of Building Materials, Raw Materials and Store & Spares at various site of company amounting to Rs. 22.31 Crores as at 31st March 2022 which have not been Physical verified by our self. We have relied on the purchase register, production reports, stock transfer report, consumption report, stock Audit report of the independent Stock Auditors and verification report performed by the Management at regular intervals.
- (iii) The company is required to take Impact of 15 Joint Operations for the financial year 2021-22 as per accounting principles laid under Ind AS 111 "Joint Arrangement". However till reporting date as at 31st march' 2022, the company has not taken Impact of these operations in the consolidated financial statements for the period 2021-22.
- (iv) We did not audit the financial statements and other financial information in respect of:
- The Statement also includes the annual financial information of 3 joint ventures, which have not been reviewed/ audited by their auditors at 31 March 2022, Net Profit after tax Rs. 10.93 Lacs as considered in the Statement. These annual financial information's have been furnished to us by the Group so far as it relates to the amounts and disclosures included in respect of aforesaid joint ventures, is based solely on such unrelieved /unaudited financial information. In our opinion, and according to the information and explanations given to us by the management, these financial information are not material to the Group.
 - We did not audit the financial statements of its subsidiaries included in the consolidated financial results, whose financial statements total assets of Rs. 28.11 Lakhs as at 31st March 2022, total revenues of Rs. NIL, total net loss after tax of Rs. 3.88 Lakhs, for the period from 1st April, 2021 to 31st March, 2022, for the period from 1st April, 2021 to 31st March, 2022, as considered in the consolidated financial results. These annual financial statements/ financial information have been audited by other auditors, whose audit reports have been furnished to us by the management, and our opinion in so far as it relates to the amounts and disclosures included in respect of these subsidiaries, associates and joint ventures is based solely on the audit reports of such other auditors, and the procedures performed by us.

Our opinion on the consolidated financial statements, and our report on Other Legal and Regulatory Requirements below, is not modified in respect of the above matters with respect to our reliance on the work done and the reports of the other auditors and the financial statements/financial information certified by the Management.

Report on Other Legal and Regulatory Requirements

1. As required by the Companies (Auditor's Report) Order, 2020 ("the Order") issued by the Central Government of India in terms of Section 143(11) of the Act, we give in the "Annexure A" a statements on the matters specified in paragraphs 3 and 4 of the Order, to the extent applicable:
2. (A) As required by section 143(3) of the Act, we report that:
 - a) We have sought and except for the possible effects of the matters described in the Basis for Qualified Opinion section obtained all the information and explanations which to the best of our knowledge and belief were necessary for the purposes of our audit.
 - b) In our opinion, proper books of account as required by law have been kept by the Company so far as it appears from our examination of those books except for the possible effects of the matters described in paragraph of the Basis for Qualified Opinion section with respect to the financial statements of the Holding Company
 - c) The Consolidated Balance Sheet, the Statement of Profit and Loss including the Statement of Other Comprehensive Income, the Cash Flow Statement and Statement of Changes in Equity dealt with by this Report are in agreement with the books of account.

- d) except for the possible effects of the matters described in the Basis for Qualified Opinion section, in our opinion, the aforesaid consolidated financial statements comply with Ind AS specified under section 133 of the Act;.
 - e) On the basis of the written representations received from the directors as on March 31, 2022 taken on record by the Board of Directors, none of the directors is disqualified as on March 31, 2022 from being appointed as a director in terms of Section 164 (2) of the Act.
 - f) With respect to the adequacy of the Internal Financial Control with reference to Financial Statements of the Company and the operating effectiveness of such controls, refer to our separate Report in “Annexure B”. Our report expresses an unmodified opinion on the adequacy and operating effectiveness of the Company’s Internal financial controls over financial reporting.
 - g) With respect to the matter to be included in the Auditors’ Report under section 197(16) of the Act: In our opinion and according to the information and explanations given to us, the remuneration paid by the Company to its directors during the current year is in accordance with the provisions of section 197 of the Act
- (B) With respect to the other matters to be included in the Auditor’s Report in accordance with Rule 11 of the Companies (Audit and Auditors) Rules, 2014, in our opinion and to the best of our information and according to the explanations given to us:
- (i) Except for the possible effects of the matters described in the Basis for Qualified Opinion section, the consolidated financial statements disclose the impact of pending litigations on the consolidated financial position of the Group, its associates, joint ventures and joint operations as at 31 March 2022, as detailed in Notes 38 and 39 to the consolidated financial statements;
 - (ii) The Company did not have any long-term contracts including derivative contracts for which there were any material foreseeable losses;
 - (iii) There were no amounts which were required to be transferred to the Investor Education and Protection Fund by the Company.
 - (iv) (a) The respective Managements of the Parent Company and its subsidiaries, associates and joint venture which are companies incorporated in India whose financial statements have been audited under the Act have represented to us and the auditors of such subsidiaries, associates and joint venture respectively that, to the best of their knowledge and belief, as disclosed in the notes to the accounts no funds have been advanced or loaned or invested (either from borrowed funds or share premium or any other sources or kind of funds) by the Company or any of such subsidiaries, associates and joint venture to or in any other persons or entities, including foreign entities (“Intermediaries”), with the understanding, whether recorded in writing or otherwise, that the Intermediary shall, directly or indirectly lend or invest in other persons or entities identified in any manner whatsoever by or on behalf of the Company or any of such subsidiaries, associates and joint venture (“Ultimate Beneficiaries”) or provide any guarantee, security or the like on behalf of the Ultimate Beneficiaries;
 - (b) The respective Management of the Company and its subsidiaries, associates and joint venture which are companies incorporated in India whose financial statements have been audited under the Act have represented to us and the auditors of such subsidiaries, associates and joint venture respectively that, to the best of their knowledge and belief, as disclosed in the notes to the accounts no funds have been received by the Company or any of such subsidiaries, associates and joint venture from any person(s) or entity(ies), including foreign entities (“Funding Parties”), with the understanding, whether recorded in writing or otherwise, that the Company or any of such subsidiaries, associates and joint venture shall, directly or indirectly, lend or invest in other persons or entities identified in any manner whatsoever by or on behalf of the Funding Party (“Ultimate Beneficiaries”) or provide any guarantee, security or the like on behalf of the Ultimate Beneficiaries;.
 - (c) Based on our audit procedure conducted that are considered reasonable and appropriate in the circumstances performed by us and those performed by the auditors of such subsidiaries, associates and joint venture which are companies incorporated in India whose financial statements have been audited under the Act, nothing has come to our and other auditors attention that cause us or the other auditors to believe that the representation given by the management under paragraph (2) (B) (iv) (a) & (b) contain any material misstatements.

- (v) The Parent Company and its subsidiaries incorporated in India has not declared or paid any dividend during the current year

For Goyal Nagpal & Co.

Chartered Accountants

(Firm's Registration No. 018289C)

CA Virender Nagpal

Partner

(Membership No. 416004)

Place: New Delhi

UDIN: 22416004AMMNDP8108

Date: 08-07-2022

INDEPENDENT AUDITORS' REPORT

Consolidated Financial Statements of
Brahmaputra Infrastructure Limited for the year ended 31 March 2022.
(Referred to in paragraph 1 under 'Report on Other Legal and Regulatory Requirements'
section of our report of even date)

(Annexure – A)

According to the information and explanations given to us, following companies and Joint Ventures incorporated in India and included in the consolidated financial statements,

Subsidiary Companies:

- a. Brahmaputra Concrete Private Limited
- b. Brahmaputra Concrete (Bengal) Private Limited

Joint Ventures

- a. DRA-BLA-BCL (JV)
- b. GPL-BCL (JV)
- c. BIL BLA GSCO (JV)

For Goyal Nagpal & Co.

Chartered Accountants
(Firm's Registration No. 018289C)

CA Virender Nagpal

Partner
(Membership No. 416004)
Place: New Delhi
UDIN: 22416004AMMNDP8108
Date: 08-07-2022

INDEPENDENT AUDITORS' REPORT

Consolidated Financial Statements of
Brahmaputra Infrastructure Limited for the year ended 31 March 2022.
Report on the Internal Financial Controls under Clause (i) of Sub-section 3
of Section 143 of the Companies Act, 2013

(Annexure – B)

We have audited the internal financial controls over consolidated financial reporting of Brahmaputra Infrastructure Limited ('the company') as of March 31, 2022 in conjunction with our audit of the consolidated Ind AS financial statements of the Company for the year ended on that date.

Management's Responsibility for Internal Financial Controls

The Company's management is responsible for establishing and maintaining internal financial controls based on "the internal control over financial reporting criteria established by the Company considering the essential components of internal control stated in the Guidance Note on Audit of Internal Financial Controls Over Financial Reporting issued by the Institute of Chartered Accountants of India ('ICAI'). These responsibilities include the design, implementation and maintenance of adequate internal financial controls that were operating effectively for ensuring the orderly and efficient conduct of its business, including adherence to company's policies, the safeguarding of its assets, the prevention and detection of frauds and errors, the accuracy and completeness of the accounting records, and the timely preparation of reliable financial information, as required under the Companies Act, 2013.

Auditors' Responsibility

Our responsibility is to express an opinion on the Company's internal financial controls over financial reporting based on our audit. We conducted our audit in accordance with the Guidance Note on Audit of Internal Financial Controls Over Financial Reporting (the "Guidance Note") and the Standards on Auditing, issued by ICAI and deemed to be prescribed under section 143(10) of the Companies Act, 2013, to the extent applicable to an audit of internal financial controls, both applicable to an audit of Internal Financial Controls and, both issued by the Institute of Chartered Accountants of India. Those Standards and the Guidance Note require that we comply with ethical requirements and plan and perform the audit to obtain reasonable assurance about whether adequate internal financial controls over financial reporting was established and maintained and if such controls operated effectively in all material respects.

Our audit involves performing procedures to obtain audit evidence about the adequacy of the internal financial controls system over financial reporting and their operating effectiveness. Our audit of internal financial controls over financial reporting included obtaining an understanding of internal financial controls over financial reporting, assessing the risk that a material weakness exists, and testing and evaluating the design and operating effectiveness of internal control based on the assessed risk. The procedures selected depend on the auditor's judgment, including the assessment of the risks of material misstatement of the consolidated financial statements, whether due to fraud or error.

We believe that the audit evidence we have obtained and the audit evidence obtained by the other auditors in terms of their reports referred to in the Other Matters paragraph below, is sufficient and appropriate to provide a basis for our qualified audit opinion on the internal financial controls with reference to financial statements of the Holding Company, its subsidiary companies, its associate companies and joint venture companies, as aforesaid.

Meaning of Internal Financial Controls over Financial Reporting

A company's internal financial control over financial reporting is a process designed to provide reasonable assurance regarding the reliability of financial reporting and the preparation of consolidated financial statements for external purposes in accordance with generally accepted accounting principles. A company's internal financial control over financial reporting includes those policies and procedures that

1. Pertain to the maintenance of records that, in reasonable detail, accurately and fairly reflect the transactions and dispositions of the assets of the company;
2. Provide reasonable assurance that transactions are recorded as necessary to permit preparation of financial statements in accordance with generally accepted accounting principles, and that receipts and expenditures of the company are being made only in accordance with authorizations of management and directors of the company; and

3. Provide reasonable assurance regarding prevention or timely detection of unauthorised acquisition, use, or disposition of the company's assets that could have a material effect on the financial statements.

Inherent Limitations of Internal Financial Controls over Financial Reporting

Because of the inherent limitations of internal financial controls over financial reporting, including the possibility of collusion or improper management override of controls, material misstatements due to error or fraud may occur and not be detected. Also, projections of any evaluation of the internal financial controls over financial reporting to future periods are subject to the risk that the internal financial control over financial reporting may become inadequate because of changes in conditions, or that the degree of compliance with the policies or procedures may deteriorate.

Qualified Opinion

8. According to the information and explanations given to us and based on our audit, the following material weaknesses have been identified as at 31 March 2022:

- During the year the company has not made the provision towards interest payable which was not paid for the year under audit. This constitute a departure from the Indian Accounting Standards-37 "Provisions, Contingent Liabilities and Contingent Assets" referred to in section 133 of the Companies Act, 2013. Sum of Rs. 19.89 crore has not been recognized the interest expenses resulting in understatement of expenses and over statement of Net profit before Tax. Balance in "Other Equity" in the Balance sheet is overstated by the said amount. We also did not verify the actual bank interest booked by the company as the loan statements of the lenders was not provided to us.

Because of the above reasons, we are unable to obtain sufficient appropriate audit evidence to provide a basis for our opinion whether the Company had adequate internal financial controls over financial reporting with reference to Consolidated financial statements and whether such internal financial controls were operating effectively as at March 31, 2022.

10. In our opinion except for the possible effects of the material weakness described in paragraph "8" above on the achievement of the objectives of the control criteria, the Company in all material respects, has adequate internal financial controls with reference to consolidated financial statements as at 31 March 2022 and except for the effects/ possible effects of the material weaknesses described in paragraph above on the achievement of the objectives of the control criteria, such controls were operating effectively as at 31 March 2022, based on internal control over financial reporting criteria established by the Company considering the essential components of internal control stated in the Guidance Note issued by the ICAI.
11. We have considered the material weaknesses identified and reported above in determining the nature, timing, and extent of audit tests applied in our audit of the consolidated financial statements of the Company as at and for the year ended 31 March 2022, and these material weaknesses have affected our opinion on the consolidated financial statements of the Company and we have issued a modified opinion on the consolidated financial statements.



CONSOLIDATED BALANCE SHEET AS AT MARCH 31, 2022

(in ₹ Crore)

Particulars	Note No.	As at 31st March 2022	As at 31st March 2021
I. ASSETS			
Non-current Assets			
Property, plant and equipment	3	22.49	24.61
Investment property	4	56.67	57.61
Other intangible assets	5	19.84	19.99
Financial assets			
(i) Investment	6	9.89	10.18
(ii) Trade receivable	7	30.08	29.03
(iii) Loans	8	1.21	1.85
(iv) Other financial assets	9	15.92	27.88
Deferred tax assets (net)	10	3.58	1.86
Other non - current assets	11	75.85	69.44
Total Non-current Assets		235.53	242.45
Current Assets			
Inventories	12	220.37	270.18
Financial assets			
(i) Trade receivables	13	29.60	28.31
(ii) Cash and cash equivalents	14	1.00	1.31
(iii) Other financial assets	15	23.89	35.37
Other current assets	16	68.77	43.56
Contract assets	17	18.44	-
Total Current Assets		362.07	378.73
Total Assets		597.60	621.18
II. EQUITY AND LIABILITIES			
Equity			
Equity share capital	18	29.02	29.02
Other equity	19	135.65	128.58
Non controlling interest		0.01	0.01
Total Equity		164.68	157.61
Liabilities			
Non-current Liabilities			
Financial liabilities			
(i) Borrowings	20	38.27	23.50
(ii) Other financial liability	21	29.93	30.94
Provisions	22	0.91	0.87
Other non-current liabilities	23	7.15	22.63
Trade Payables	24		
- total outstanding dues of micro enterprise and small enterprises; and		-	-
- total outstanding dues of creditors other than micro enterprise and small enterprises		28.72	28.72
Total Non-current Liabilities		104.98	106.66

Particulars	Note No.		
		As at 31st March 2022	As at 31st March 2021
Current Liabilities			
Financial liabilities			
(i) Borrowings	25	177.66	191.61
(ii) Trade payables	26		
- total outstanding dues of micro enterprise and small enterprises; and		-	-
- total outstanding dues of creditors other than micro enterprise and small enterprises		21.33	17.07
(iii) Other financial liabilities	27	118.84	139.23
Other current liabilities	28	10.04	8.93
Provisions	29	0.07	0.07
Total Current Liabilities		327.94	356.91
Total Liabilities		432.92	463.57
Total Equity and Liabilities		597.60	621.18
Summary of significant accounting policies	1 & 2		

The accompanying notes 1 to 54 are an integral part of these consolidated financial statements.

Per our report of even date.

For GOYAL NAGPAL & CO.
 CHARTERED ACCOUNTANTS
 Firm Registration No. 018289C

For and on Behalf of the Board of Directors of
Brahmaputra Infrastructure Limited

CA Virender Nagpal
 PARTNER
 Membership No.: 416004

Raktim Acharjee
 (Whole Time Director & CFO)
 DIN : 06722166

Sanjay Kumar Mozika
 (Joint Managing Director)
 DIN : 00004508

Vivek Malhotra
 (Company Secretary)

Place : Delhi
 Date : 8th July 2022
 UDIN: 22416004AMMNDP8108



CONSOLIDATED STATEMENT OF PROFIT AND LOSS FOR THE YEAR ENDED MARCH 31, 2022

(in ₹ Crore Except EPS)

Particulars	Note No.		
		As at 31st March 2022	As at 31st March 2021
Income			
Revenue from operations	30	160.13	141.71
Other income	31	4.19	21.79
Total Income (A)		164.32	163.50
Expenses			
Cost of material consumed	32	63.47	98.91
Changes in inventories of work in progress	33	49.55	25.65
Employee benefits expense	34	3.47	3.48
Finance costs	35	19.74	17.35
Depreciation and amortisation expenses	36	3.21	4.26
Other expenses	37	14.74	9.24
Total Expenses (B)		154.18	158.90
Profit/(Loss) before Exceptional Items and Tax (A-B) = C		10.14	4.60
Less: Exceptional items (D)	38	(0.91)	4.12
Profit/(Loss) before tax after Exceptional Items (C-D) = E		11.05	0.48
Extraordinary item		-	-
Profit/(Loss) before tax		11.05	0.48
Share of net profit of associates accounted for using the equity method		0.11	(0.01)
Profit/(Loss) before tax		11.16	0.47
Tax Expense/(Benefit)			
- Current tax		1.64	-
- Prior Period Tax		4.10	-
- Deferred tax		(1.69)	0.58
Total tax (benefit)/ expense (F)		4.05	0.58
Profit for the Year (E-F) = G		7.11	(0.11)



(in ₹ Crore Except EPS)

Particulars	Note No.	(in ₹ Crore Except EPS)	
		As at 31st March 2022	As at 31st March 2021
Other Comprehensive Income			
(i) Items that will not be reclassified subsequently to Profit or Loss			
Changes in fair value of investment in equity instruments		0.00	(0.00)
Income tax relating to above		(0.00)	0.00
Items that will not be reclassified to statement of profit and loss		-	-
Remeasurement of defined benefit plans		(0.05)	0.08
Income tax relating to these items		0.01	(0.02)
Total OCI (H)		(0.04)	0.06
Total comprehensive income for the year		7.07	(0.05)
Earnings per equity share (in Rs.)	39		
Basic		2.44	(0.01)
Diluted		2.44	(0.01)

Summary of significant accounting policies

1 & 2

The accompanying notes 1 to 54 are an integral part of these financial statements.

For GOYAL NAGPAL & CO.
 CHARTERED ACCOUNTANTS
 Firm Registration No. 018289C

For and on Behalf of the Board of Directors of
Brahmaputra Infrastructure Limited

CA Virender Nagpal
 PARTNER
 Membership No.: 416004

Raktim Acharjee
 (Whole Time Director & CFO)
 DIN : 06722166

Sanjay Kumar Mozika
 (Joint Managing Director)
 DIN : 00004508

Vivek Malhotra
 (Company Secretary)

Place : Delhi
 Date : 8th July 2022
 UDIN: 22416004AMMNDP8108



CONSOLIDATED STATEMENT OF CASH FLOWS FOR THE YEAR ENDED MARCH 31, 2022

(in ₹ Crore)

Particulars	As at 31st March 2022	As at 31st March 2021
A. Cash flow from operating activities		
Net profit/(Loss) before tax	10.14	4.60
Adjustment for:		-
Depreciation and amortisation	3.21	3.32
Interest paid (net of interest received on fixed deposit & others)	17.93	11.95
Transfer of actuarial gain to OCI and interest cost to finance cost	(0.04)	0.06
Share of profits of associates	0.11	0.01
Interest & other IND-AS adjustment	-	-
Rent received	(7.53)	(3.06)
Provision for expected credit loss	1.66	1.87
Provision for impairment	12.93	3.70
	38.40	22.44
B. Operating profit before working capital changes		
C. Changes in working capital (excluding cash & bank balance)		
(Increase) / Decrease in trade and other receivables	(22.43)	(12.98)
(Increase) / Decrease in inventories	49.81	45.19
(Increase) / Decrease in investment property	0.94	0.94
(Increase) / Decrease in loans and other current assets	(20.49)	9.46
Increase / (Decrease) in trade payables and other liabilities	(31.46)	(32.31)
	14.78	32.75
D. Cash generated from operations (B+C)		
E. Income taxes paid (including prior period)	(5.77)	-
	9.00	32.75
F. Net cash flow before exceptional items (D-E)		
Less: Exceptional items	(0.91)	4.12
Net cash generated from operating activities	9.91	28.63
G. Cash flow from investing activities		
Purchase of Property, Plant and Equipments	(0.94)	(1.27)
Rent received	7.53	3.06
Decrease/(Increase) in investments in joint ventures	0.29	(2.24)
Net cash used in investing activities	6.88	(0.44)
H. Cash flow from financing activities		
Proceeds/(repayment) of long term borrowings	0.82	(1.99)
Proceeds from short term borrowings	-	(36.19)
Interest paid (net of interest received)	(17.93)	(11.95)
Retained earnings	-	21.85
Net cash flow from financing activities	(17.11)	(28.27)
I. Net Increase/(Decrease) in cash and cash equivalents (F+G+H)	(0.31)	(0.08)

Particulars	Note No.	As at 31st March 2022	As at 31st March 2021
Cash and cash equivalents at the beginning of the year		1.31	1.39
Cash and cash equivalents at the end of the year		1.00	1.31

- (i) There are no reconciliation items between the opening and closing balances in the balance sheet for liabilities arising from financing activities.
- (ii) The above Cash Flow Statement has been prepared in accordance with the "Indirect Method" as set out in the Ind AS - 7 on "Cash Flow Statements" specified under Section 133 of the Companies Act, 2013, as applicable.
- (iii) The accompanying notes 1 to 54 are an integral part of these consolidated financial statements.

For GOYAL NAGPAL & CO.
CHARTERED ACCOUNTANTS
Firm Registration No. 018289C

For and on Behalf of the Board of Directors of
Brahmaputra Infrastructure Limited

CA Virender Nagpal
PARTNER
Membership No.: 416004

Raktim Acharjee
(Whole Time Director & CFO)
DIN : 06722166

Sanjay Kumar Mozika
(Joint Managing Director)
DIN : 00004508

Vivek Malhotra
(Company Secretary)

Place : Delhi
Date : 8th July 2022
UDIN: 22416004AMMNDP8108

NOTES TO THE CONSOLIDATED FINANCIAL STATEMENTS FOR THE YEAR ENDED MARCH 31, 2022

Reporting Entity

The Brahmaputra Group is involved in the business of EPC & Real Estate Development Business and handling various projects like Construction of Bridges, Flyovers, Highways, Airport, Building Construction, Tunnel projects, Mining projects. The Registered Office of the Group is situated at Brahmaputra House, A-7, Mahipalpur (NH-8, Mahipalpur Crossing) New Delhi – 110 037.

The Company along with its subsidiaries its associates have been collectively hereinafter referred to as “the Group”.

1. Basis of preparation.

(i) Principles of consolidation:

The financial statements incorporate the financial statements of the Parent Company and all its subsidiaries (from the date control is gained, being the entities that it controls). Control is evidenced where the investor is exposed, or has rights, to variable returns from its involvement with the investee and has the ability to affect those return through its power over the investee. The financial statements of the subsidiaries are prepared for the same reporting year as the parent company.

Where necessary, adjustments are made to the financial statements of subsidiaries to align the accounting policies in line with accounting policies of the parent company.

The financial statements of subsidiaries acquired or disposed-off during the year are included in the financial statements from the effective date of acquisition or up to the effective date of disposal, as appropriate. Intra group balances and transactions, and any unrealised income and expenses arising from intra group transactions are eliminated in preparing the financial statements.

The financial statements related to Brahmaputra Infrastructure Limited hereinafter referred to as the “Group” and its subsidiaries and its associates together hereinafter referred to as the “Group” comprises the following:

Name of the Company	Country of Incorporation	March 31, 2022	March 31, 2021
Subsidiaries			
Brahmaputra Concrete Pvt. Ltd.	India	100.00%	100.00%
Brahmaputra Concrete (Bengal) Pvt. Ltd.	India	52.38%*	52.38%*
Joint Venture Companies			
BLA-GSCO	India	60.00%	60.00%
BLA-BCL	India	25.00%	25.00%
Gayatri Project Ltd	India	49.00%	49.00%

(ii) **Statement of compliance:**

These consolidated financial statements have been prepared in accordance with Indian Accounting Standards (Ind AS) as per the Companies (Indian Accounting Standards) Rules, 2015 notified under Section 133 of Companies Act, 2013, (the 'Act') and other relevant provisions of the Act.

These consolidated IND AS financial statements were authorised for issue by the Company's Board of Directors on July 8, 2022.

The significant accounting policies adopted in the preparation of these financial statements are included in note 2. These policies have been consistently applied to all the years presented, unless otherwise stated.

(iii) **Current and non-current classification**

All assets and liabilities have been classified as current or non-current as per the Group's normal operating cycle and other criteria set out in the Schedule III to the Act.

Based on the nature of services, the operating cycle of the Group cannot be ascertained as it typically ranges from 1 year to 3 years given the wide range of various projects being done by the Group. In absence of any ascertainable operating cycle, the same has been taken as 12 months for the purpose of current and non-current classification of assets and liabilities.

(iv) Functional and presentation currency

These consolidated financial statements are presented in Indian Rupees, which is also the Group's functional currency. All amounts have been rounded-off to the nearest rupee, unless otherwise indicated.

(v) Basis of measurement

The consolidated financial statements have been prepared on the historical cost basis except for the following items:

Items	Measurement basis
Certain financial assets and liabilities	Fair value
Net defined benefit (asset)/ liability	Fair value of plan assets less present value of defined benefit obligations.

(vi) Use of estimates and judgements

In preparing these consolidated financial statements, management has made judgements, estimates and assumptions that affect the application of accounting policies and the reported amounts of assets, liabilities, income and expenses. Actual results may differ from these estimates.

Estimates and underlying assumptions are reviewed on an ongoing basis. Revisions to accounting estimates are recognised prospectively.

Assumptions and estimation uncertainties

Information about assumptions and estimation uncertainties that have a significant risk of resulting in a material adjustment in the year ending March 31, 2022 is included in the following note:

- Measurement of useful lives and residual values to property, plant and equipment;
- Impairment test of non-financial assets: key assumptions underlying recoverable amounts including the recoverability of expenditure on internally-generated intangible assets;
- Impairment of goodwill.
- Measurement of useful lives of intangible assets;
- Acquisition of subsidiary and associates: fair value of the consideration transferred (including contingent consideration) and fair value of the assets acquired and liabilities assumed, measured on a provisional basis;
- Recognition of deferred tax assets: availability of future taxable profit against which tax losses carried forward can be used.
- Recognition and measurement of provisions and contingencies: key assumptions about the likelihood and magnitude of outflow of resources;
- Measurement of defined benefit obligations and plan assets: key actuarial assumptions.
- Fair value measurement of financial instruments and impairment of financial assets.

(vii) Measurement of fair value

A number of accounting policies and disclosures require measurement of fair value for both financial and non-financial assets and liabilities.

Fair value is the price that would be received to sell an asset or paid to transfer a liability in an ordinary transaction between market participants at the measurement date. The fair value measurement is based on the presumption that the transaction to sell the asset or transfer the liability takes place either –

- In the principal market for the asset or liability, or
- In the absence of a principal market, in the most advantageous market for the asset or liability

The principal or the most advantageous market must be accessible to/ by the Group.

All assets and liabilities for which fair value is measured or disclosed in the consolidated financial statements are categorised within the fair value hierarchy, described as follows, based on the lowest level input that is significant to the fair value measurement as a whole.

Level 1 — Quoted (unadjusted) prices in active markets for identical assets or liabilities

Level 2 — Valuation techniques for which the lowest level input that is significant to the fair value measurement is directly or indirectly observable

Level 3 — Valuation techniques for which the lowest level input that is significant to the fair value measurement is unobservable

For the purpose of fair value disclosures, the Group has determined classes of assets and liabilities on the basis of the nature, characteristics and risks of the asset or liability and the level of the fair value hierarchy as explained above.

The Group measures financial instruments, such as, investments (other than investment in subsidiaries), at fair value at each reporting date. The same are disclosed in Note 47.

2. Significant Accounting Policies

(i) Revenue

Revenue is recognised upon transfer of control of promised product or services to customer in an amount that reflect the consideration which the Group expects to receive in exchange for those product or services at the fair value of the consideration received or receivable, which is generally the transaction price, net of any taxes/duties and discounts.

The Group earns revenue from construction and real estate projects.

Revenue from related parties is recognized based on transaction price which is at arm's length.

Revenue from construction activity

Income from construction contracts is recognized by reference to the stage of completion of the contract activity as certified by the client.

Revenue from real estate projects

Revenue from real estate projects is recognized on the basis of percentage of completion method of accounting.

Other operating income

- a. Income from industrial park project is recognized on the time of execution of registered sale deed / agreement to sale, in relation to sold areas only
- b. "Bill raised but unsettled" have been accounted for in the books at the value reasonably ascertained by the management on the date of raising the bill.
- c. Claims in respect of civil contracts lodged/awarded with/by the respective Department which may pertain to earlier years have been accounted for in the books in the year of its certainty and at value /enhanced value reasonably ascertained by the management.

Other income

Rental income from investment property is recognised as part of revenue from operations in profit or loss on a straight-line basis over the term of the lease except where the rentals are structured to increase in line with expected general inflation. Lease incentives granted are recognised as an integral part of the total rental income, over the term of the lease.

Interest income

Interest income on time deposits and inter corporate loans is recognised using the effective interest method.

The 'effective interest rate' is the rate that exactly discounts estimated future cash payments or receipts through the expected life of the financial instrument to the gross carrying amount of the financial asset.

Dividend

Dividend income is recognised in profit and loss on the date on which the Group's right to receive payment is established.

(ii) Property, plant and equipment

Recognition and measurement

Items of property, plant and equipment are measured at cost, net of recoverable taxes (wherever applicable), which includes capitalised borrowing costs less accumulated depreciation and accumulated impairment losses, if any.

Cost of an item of property, plant and equipment comprises its purchase price, including import duties and non-refundable purchase taxes, if any, after deducting trade discounts and rebates, any directly attributable cost of bringing the item to its working condition for its intended use and estimated costs of dismantling and removing the item and restoring the site on which it is located.

If significant parts of an item of property, plant and equipment have different useful lives, then they are accounted for as separate items (major components) of property, plant and equipment.

Any gain or loss on disposal of an item of property, plant and equipment is recognised in the statement of profit and loss.

Subsequent expenditure

Subsequent expenditure are included in the asset's carrying amount or recognised as a separate asset, as appropriate, only if it is probable that future economic benefits associated with the expenditure will flow to the Group and the cost of the item can be measured reliably. The carrying amount of any component accounted for as a separate asset is derecognised when replaced.

All other repairs and maintenance are charged to the statement of profit and loss during the reporting year in which they are incurred.

Depreciation methods, estimated useful lives and residual values

Depreciation is calculated on cost of items of property, plant and equipment less their estimated residual value over their useful life using straight line method, and is recognised in the statement of profit and loss.

The estimated useful lives of items of property, plant and equipment for the current and comparative periods are as under and the same are equal to lives specified as per schedule II of the Act.

Particulars	Useful lives (in years)
Tangible assets:	
Concrete, Crushing, Piling Equipment	12
Building	60
Earth Moving Equipments	9
Heavy Lift Equipments (Cranes with Capacity of Less than 100 tons)	15
Others including Material Handling / Pipeline/Welding Equipments	12

Particulars	Useful lives (in years)
Tunnelling Equipment	10
Office Equipment	5
Motor cycles, scooters and other mopeds	10
Motor Car	8
End User Devices such as Desktop, Laptop etc.	3
Software/Networks	6

Based on technical evaluation and consequent advice, the management believes that its estimates of useful lives as given above best represent the period over which management expects to use these assets. Depreciation on addition to property, plant and equipment is provided on pro-rata basis from the date the assets are ready for intended use. Depreciation on sale/discard from property, plant and equipment is provided for up to the date of sale, deduction or discard of property, plant and equipment as the case may be.

Depreciation method, useful lives and residual values are reviewed at each financial year-end, and changes, if any, are accounted for prospectively.

Reclassification to investment property

When the use of a property changes from owner-occupied to investment property, the property is reclassified as investment property at its carrying amount on the date of reclassification.

(iii) Goodwill and other intangible assets

Goodwill

For measurement of goodwill that arises on a business combination. Subsequent measurement is at cost less any accumulated impairment losses.

Other intangible assets

An intangible asset is recognised when it is probable that the future economic benefits attributable to the asset will flow to the Group and where its cost can be reliably measured.

Intangible assets are initially measured at cost. Such intangible assets are subsequently measured at cost less accumulated amortisation and any accumulated impairment losses. Cost comprises the purchase price and any cost attributable to bringing the assets to its working condition for its intended use.

Internally generated intangible assets

Expenditure on research activities is recognised in the statement of profit and loss as incurred.

Development expenditure is capitalised as part of the cost of the resulting intangible asset only if the expenditure can be measured reliably, the product or process is technically and commercially feasible, future economic benefits are probable, and the Group intends to and has sufficient resources to complete development and to use or sell the asset. Otherwise, it is recognised in the statement of profit and loss as incurred. Subsequent to initial recognition, the asset is measured at cost less accumulated amortisation and any accumulated impairment losses.

Others

Other intangible assets including those acquired by the Group in a business combination are initially measured at cost. Such intangible assets are subsequently measured at cost less accumulated amortisation and any accumulated impairment losses.

Subsequent expenditure is capitalised only when it increases the future economic benefits embodied in the specific asset to which it relates. All other expenditure is recognised in the statement of profit and loss as incurred.

Amortisation

Goodwill is not amortised and is tested for impairment annually.

Amortisation is calculated to write off the cost of intangible assets over their estimated useful lives using the straight-line method, and is included in depreciation and amortisation in the statement of profit and loss.

The useful lives of intangible assets are as follows:

Particulars	Useful lives (in years)
Goodwill	10
Software	5

Amortisation method, useful lives and residual values are reviewed at each financial year-end, and changes, if any, are accounted for prospectively.

Losses arising from the retirement of, and gain or losses arising from disposal of an intangible asset are determined as the difference between the net disposal proceeds and the carrying amount of asset and recognised as income or expense in the statement of profit and loss.

(iv) Business combinations

In accordance with Ind AS 103, the Group accounts for these business combinations using the acquisition method when control is transferred to the Group. The consideration transferred for the business combination is generally measured at fair value as at the date the control is acquired (acquisition date), as are the net identifiable assets acquired. Any goodwill that arises is tested annually for impairment. Any gain on a bargain purchase is recognised in other comprehensive income ("OCI") and accumulated in equity as capital reserve if there exists clear evidence of the underlying reasons for classifying the business combination as resulting in a bargain purchase; otherwise the gain is recognised directly in equity as capital reserve. Transaction costs are expensed as incurred except to the extent of issue of debt or equity securities.

Any contingent consideration is measured at fair value at the date of acquisition. If an obligation to pay contingent consideration that meets the definition of a financial instrument is classified as equity, then it is not re-measured subsequently and settlement is accounted for within equity. Other contingent consideration is re-measured at fair value at each reporting date and changes in the fair value of the contingent consideration are recognised in profit or loss.

(v) Impairment of non-financial assets

The Group's non-financial assets, other than inventories and deferred tax assets are reviewed at each reporting date to determine whether there is any indication of impairment. If any such indication exists, then the asset's or CGU's recoverable amount is estimated. Goodwill is tested annually for impairment.

For impairment testing, assets that do not generate independent cash inflows are grouped together into cash-generating units (CGUs). Each CGU represents the smallest group of assets that generates cash inflows that are largely independent of the cash inflows of other assets or CGUs.

Goodwill arising from a business combination is allocated to CGUs or groups of CGUs that are expected to benefit from the synergies of the combination.

The recoverable amount of a CGU (or an individual asset) is the higher of its value in use and its fair value less costs to sell. Value in use is based on the estimated future cash flows, discounted to their present value using a pre-tax discount rate that reflects current market assessments of the time value of money and the risks specific to the CGU (or the asset).

An impairment loss is recognised if the carrying amount of an asset or CGU exceeds its estimated recoverable amount. Impairment losses are recognised in the statement of profit and loss. Impairment loss recognised in respect of a CGU is allocated first to reduce the carrying amount of any goodwill allocated to the CGU, and then to reduce the carrying amounts of the other assets of the CGU (or group of CGUs) on a pro rata basis.

After impairment, depreciation/amortisation is provided on the revised carrying amount of the asset over its remaining useful life.

(vi) Investment property

Investment property is property held either to earn rental income or for capital appreciation or for both, but not for sale in the ordinary course of business, use in the production or supply of goods or services or for administrative purposes. Upon initial recognition, an investment property is measured at cost. Subsequent to initial recognition, investment property is measured at cost less accumulated depreciation and accumulated impairment losses, if any.

The fair value of investment property is disclosed in the notes. Fair value is determined by an independent valuer who holds a recognised and relevant professional qualification and has recent experience in the relevant location and category of the investment property being valued.

Depreciation on building component of investment property is calculated on a straight-line basis using the rate arrived at based on the useful life estimated by the management, which are equal to useful lives specified as per Schedule II to the Act.

Particulars	Useful lives (in years)
Building	60

Any gain or loss on disposal of an investment property is recognised in the statement of profit and loss.

(vii) Borrowing costs

Borrowing costs are interest and other costs incurred in connection with the borrowing of funds. Borrowing costs directly attributable to acquisition or construction of an asset which necessarily take a substantial period of time to get ready for their intended use are capitalised as part of the cost of that asset. Other borrowing costs are recognised as an expense in the period in which they are incurred.

The Ministry of Corporate Affairs issued amendments to Ind AS 23, 'Borrowing Costs', which clarify that if any specific borrowing remains outstanding after the related asset is ready for its intended use or sale, that borrowing becomes part of the funds that an entity borrows generally when calculating the capitalisation rate on general borrowings. There is no impact on the financial statement due to this amendment.

(viii) Financial instruments

i. Recognition and initial measurement

Trade receivables and debt securities issued are initially recognised when they are originated. All other financial assets and financial liabilities are initially recognised when the Group becomes a party to the contractual provisions of the instrument.

A financial asset or financial liability is initially measured at fair value plus, transaction costs that are directly attributable to its acquisition or issue, except for an item recognised at fair value through profit and loss. Transaction cost of financial assets carried at fair value through profit and loss is expensed in the statement of profit and loss.

ii. Classification and subsequent measurement

Financial assets

On initial recognition, a financial asset is classified as measured at

- amortised cost;
- Fair value through other comprehensive income (OCI), or
- Fair value through profit and loss (FVTPL)

The classification depends on the entity's business model for managing the financial assets and the contractual terms of the cash flows.

Financial assets are not reclassified subsequent to their initial recognition, except if and in the period the Group changes its business model for managing financial assets.

A financial asset is measured at amortised cost if it meets both of the following conditions and is not designated as at FVTPL:

- the asset is held within a business model whose objective is to hold assets to collect contractual cash flows; and
- the contractual terms of the financial asset give rise on specified dates to cash flows that are solely payments of principal and interest on the principal amount outstanding.

A debt investment is measured at FVOCI if it meets both of the following conditions and is not designated as at FVTPL:

- the asset is held within a business model whose objective is achieved by both collecting contractual cash flows and selling financial assets; and
- the contractual terms of the financial asset give rise on specified dates to cash flows that are solely payments of principal and interest on the principal amount outstanding.

On initial recognition of an equity investment that is not held for trading, the Group may irrevocably elect to present subsequent changes in the investment's fair value in OCI (designated as FVOCI – equity investment). This election is made on an investment by investment basis.

All financial assets not classified to be measured at amortised cost or FVOCI as described above are measured at FVTPL. This includes all derivative financial assets. On initial recognition, the Group may irrevocably designate a financial asset that otherwise meets the requirements to be measured at amortised cost or at FVOCI or at FVTPL if doing so eliminates or significantly reduces an accounting mismatch that would otherwise arise.

Financial assets: Business model assessment

The Group makes an assessment of the objective of the business model in which a financial asset is held at a portfolio level because this best reflects the way the business is managed and information is provided to management. The information considered includes:

- the stated policies and objectives for the portfolio and the operation of those policies in practice. These include whether management's strategy focuses on earning contractual interest income, maintaining a particular interest rate profile, matching the duration of the financial assets to the duration of any related liabilities or expected cash outflows or realising cash flows through the sale of the assets;
- how the performance of the portfolio is evaluated and reported to the Group's management;
- the risks that affect the performance of the business model (and the financial assets held within that business model) and how those risks are managed;
- how managers of the business are compensated – e.g. whether compensation is based on the fair value of the assets managed or the contractual cash flows collected; and
- the frequency, volume and timing of sales of financial assets in prior periods, the reasons for such sales and expectations about future sales activity

Transfers of financial assets to third parties in transactions that do not qualify for derecognition are not considered sales for this purpose, consistent with the Group's continuing recognition of the assets

Financial assets that are held for trading or are managed and whose performance is evaluated on a fair value basis are measured at FVTPL.

Financial assets: Assessment whether contractual cash flows are solely payments of principal and interest

For the purposes of this assessment, 'principal' is defined as the fair value of the financial asset on initial recognition. 'Interest' is defined as consideration for the time value of money and for the credit risk associated with the principal amount outstanding during a particular period of time and for other basic lending risks and costs (e.g. liquidity risk and administrative costs), as well as a profit margin.

In assessing whether the contractual cash flows are solely payments of principal and interest, the Group considers the contractual terms of the instrument. This includes assessing whether the financial asset contains a contractual term that could change the timing or amount of contractual cash flows such that it would not meet this condition. In making this assessment, the Group considers:

- contingent events that would change the amount or timing of cash flows;
- terms that may adjust the contractual coupon rate, including variable interest rate features; prepayment and extension features; and
- terms that limit the Group's claim to cash flows from specified assets (e.g. non-recourse features).

A prepayment feature is consistent with the solely payments of principal and interest criterion if the prepayment amount substantially represents unpaid amounts of principal and interest on the principal amount outstanding, which may include reasonable additional compensation for early termination of the contract. Additionally, for a financial asset acquired at a significant discount or premium to its contractual amount, a feature that permits or requires prepayment at an amount that substantially represents the contractual par amount plus accrued (but unpaid) contractual interest (which may also include reasonable additional compensation for early termination) is treated as consistent with this criterion if the fair value of the prepayment feature is insignificant at initial recognition.

Financial assets: Subsequent measurement and gains and losses

Financial assets at amortised cost: These assets are subsequently measured at amortised cost using the effective interest method. The amortised cost is reduced by impairment losses, if any. Interest income and impairment are recognised in the statement of profit and loss. Any gain or loss on derecognition is recognised in statement of profit and loss.

Financial assets at FVTPL: These assets are subsequently measured at fair value. Net gains and losses, including any interest income, are recognised in the statement of profit and loss.

Debt investments at FVOCI: These assets are subsequently measured at fair value. Interest income under the effective interest method, foreign exchange gains and losses and impairment are recognised in profit or loss. Other net gains and losses are recognised in OCI. On Derecognition, gains and losses accumulated in OCI are reclassified to profit or loss.

Equity investments at FVOCI: These assets are subsequently measured at fair value. Dividends are recognised as income in profit or loss unless the dividend clearly represents a recovery of part of the cost of the investment. Other net gains and losses are recognised in OCI and are not reclassified to profit or loss.

Financial liabilities: classification, subsequent measurement & gain and loss

Financial liabilities are classified as measured at amortised cost or FVTPL. A financial liability is classified as at FVTPL if it is classified as held for trading, or it is a derivative or it is designated as such on initial recognition. Financial liabilities at FVTPL are measured at fair value and net gains and losses, including any interest expense, are recognised in the statement of profit and loss. Other financial liabilities are subsequently measured at amortised cost using the effective interest method. Interest expense and foreign exchange gains and losses are recognised in the statement of profit and loss. Any gain or loss on derecognition is also recognised in the statement of profit and loss.

iii. Offsetting

Financial assets and monetary liabilities are offset and the net amount presented in the balance sheet when, and only when, the Group currently has a legally enforceable right to set off the amounts and it intends either to settle them on a net basis or to realise the assets and settle the liabilities simultaneously.

iv. Derecognition

Financial assets

The Group derecognises a financial asset when the contractual rights to the cash flows from the financial asset expire, or it transfers the rights to receive the contractual cash flows in a transaction in which substantially all of the risks and rewards of ownership of the financial asset are transferred or in which the Group neither transfers nor retains substantially all of the risks and rewards of ownership and does not retain control of the financial asset.

If the Group enters into transactions whereby it transfers assets recognised on its balance sheet, but retains either all or substantially all of the risks and rewards of the transferred assets, the transferred assets are not derecognised.

Financial liabilities

The Group derecognises a financial liability when its contractual obligations are discharged or cancelled, or expire.

The Group also derecognises a financial liability when its terms are modified and the cash flows under the modified terms are substantially different. In this case, a new financial liability based on the modified terms is recognised at fair value. The difference between the carrying amount of the financial liability extinguished and the new financial liability with modified terms is recognised in the statement of profit and loss.

v. Impairment of financial instruments:

The Group recognises loss allowances for expected credit losses on:-

- Financial assets measured at amortised cost; and
- Financial assets measured at FVOCI- debt investments

At each reporting date, the Group assesses whether financial assets carried at amortised cost and debt securities at FVOCI are credit impaired. A financial asset is 'credit-impaired' when one or more events that have a detrimental impact on the estimated future cash flows of the financial asset have occurred. Evidence that a financial asset is credit-impaired includes the following observable data:

- significant financial difficulty of the borrower or issuer;
- a breach of contract such as a default or being past due for agreed credit period;
- the restructuring of a loan or advance by the Group on terms that the Group would not consider otherwise;
- it is probable that the borrower will enter bankruptcy or other financial reorganisation; or
- the disappearance of an active market for a security because of financial difficulties.

Expected credit loss:

Loss allowances for trade receivables are always measured at an amount equal to lifetime expected credit losses.

Lifetime expected credit losses are the expected credit losses that result from all possible default events over the expected life of a financial instrument.

12-month expected credit losses are the portion of expected credit losses that result from default events that are possible within 12 months after the reporting date (or a shorter period if the expected life of the instrument is less than 12 months).

In all cases, the maximum period considered when estimating expected credit losses is the maximum contractual period over which the Group is exposed to credit risk.

When determining whether the credit risk of a financial asset has increased significantly since initial recognition and when estimating expected credit losses, the Group considers reasonable and supportable information that is relevant and available without undue cost or effort. This includes both quantitative and qualitative information and analysis, based on the Group's historical experience and informed credit assessment and including forward looking information.

The Group assumes that the credit risk on a financial asset has increased significantly if it is more than agreed credit period.

The Group considers a financial asset to be in default when:

- the borrower is unlikely to pay its credit obligations to the Group in full, without recourse by the Group to actions such as realising security (if any is held); or
- the financial asset is past due and not recovered within agreed credit period.

Measurement of expected credit losses

Expected credit losses are a probability-weighted estimate of credit losses. Credit losses are measured as the present value of all cash shortfalls (i.e. the difference between the cash flows due to the Group in accordance with the contract and the cash flows that the Group expects to receive).

Loss allowances for financial assets measured at amortised cost are deducted from the gross carrying amount of the assets disclosed in the Balance Sheet.

Write-off

The gross carrying amount of a financial asset is written off (either partially or in full) to the extent that there is no realistic prospect of recovery. This is generally the case when the Group determines that the debtor does not have assets or sources of income that could generate sufficient cash flows to repay the amounts subject to the write-off. However, financial assets that are written off could still be subject to enforcement activities in order to comply with the Group's procedures for recovery of amounts due.

(ix) IndAS-116 Leases

The Group has adopted the new accounting standard Ind AS 116 "Leases" w.e.f April 1, 2019 as per Companies (Indian Accounting Standards) amendment Rules, 2019, notified by MCA on March 30, 2019. Ind AS 116 is a single lessee accounting model and sets out the principles for the recognition, measurement, presentation and disclosure of leases for both lessees and lessors. On application of Ind AS 116, the nature of expenses has changed from lease rent in previous periods to depreciation cost for the right-of-use assets (ROU), and finance cost for interest accrued on lease liability.

A contract is, or contains, a lease if the contract conveys the right to control the use of an identified asset for a period in exchange for consideration.

As a lessee

At the commencement date of the lease the Group recognizes a lease liability measured at the present value of the lease payments that are not paid at that date. The lease payments included in the measurement of the lease liability consist of the payments for the right of use the underlying assets during the lease term that are not paid at the commencement date of the lease.

The payments included in the measurement of the lease liability include fixed payments less any lease incentives receivable variable lease payments that depend on an index or a rate, initially measured using the index or rate as at the commencement date, residual value guarantees, exercise price of a purchase option where the Group is reasonably certain to exercise that option and payments of penalties for terminating the lease, if the lease term reflects the lessee exercising an option to terminate the lease.

The lease payments are discounted using the interest rate implicit in the lease, if that rate is readily determined, if that rate is not readily determined, the lease payments are discounted using the incremental borrowing rate.

The Group recognizes a right-of-use asset from a lease contract at the commencement date of the lease, which is the date that the underlying asset is made available for use.

The cost of the right-of-use assets comprises the amount of the initial measurement of the lease liability, any initial direct costs incurred and any lease payments made at or before the commencement date of the lease less any lease incentives received. Subsequently, the right of-use assets is measured at cost less any accumulated depreciation and accumulated impairment losses, if any and adjusted for any re measurement of the lease liability.

The right-of-use assets is depreciated using the straight-line method from the commencement date over the shorter of lease term or useful life of right-of-use asset. It also considers possible asset retirement obligations in the cost of the right-of-use asset.

Right-of-use assets are subject to impairment testing in future periods. On date of transition, the Group has applied the standard to its leases, retrospectively, with the cumulative effect of initially applying the Standard and accordingly not restated comparative information, instead, the cumulative effect of initially applying this standard has been recognised as an adjustment to the opening balance of retained earnings as on April 1, 2019.

The Group has also applied the following practical expedient provided by the standard when applying Ind AS 116.

- a) By measuring the assets at an amount equal to the lease liability, adjusted by the amount of any prepaid or accrued lease payment recognized immediately before the date of initial applications
- b) The Group has applied a single discount rate to a portfolio of leases of similar assets in similar economic environment, consequently, the Group has recorded the lease liability at the present value of remaining lease payments, discounted using the incremental borrowing rate at the date of initial application.
- c) not to reassess whether a contract is or contains a lease, accordingly the definition of lease in accordance with Ind AS 17 will continue to be applied to those leases entered or modified before April 1, 2019.
- d) excluded the initial direct costs from measurement of the ROU asset.
- e) Not to recognize ROU assets and lease liabilities for leases with less than twelve months of lease term and low-value assets on the date of initial application.

As a lessor

Leases for which the Group is a lessor is classified as a finance or operating lease. Whenever the terms of the lease transfer substantially all the risks and rewards of ownership to the lessee, the contract is classified as a finance lease. All other leases are classified as operating leases.

For operating leases, rental income is recognized on a straight line basis over the term of the relevant lease.

(x) Inventories

Inventories comprising of traded goods are measured at the lower of cost and net realisable value. The cost of inventories is based on the first in, first out formula.

The Cost comprises all costs of purchases and other costs incurred in bringing the inventory to their present location and condition. Net realisable value is the estimated selling price in the ordinary course of business less estimated costs necessary to make the sale. The comparison of cost and net realisable value is made on an item by item basis.

(xi) Employee Benefits

Short term employee benefits:

Short term employee benefit obligations are measured on an undiscounted basis and are expenses off as the related services are provided. Benefits such as salaries, wages, and bonus etc. are recognised in the statement of profit and loss in the year in which the employee renders the related service. The liabilities are presented as current employee benefit obligation in the balance sheet.

Long term employee benefits

Defined contribution plan: Provident fund

All employees of the Group are entitled to receive benefits under the Provident Fund, which is a defined contribution plan. Both the employee and the employer make monthly contributions to the plan at a predetermined rate as per the provisions of The Employees Provident Fund and Miscellaneous Provisions Act, 1952. These contributions are made to the fund administered and managed by the Government of India. The Group has no further obligations under the plan beyond its monthly contributions. Obligation for contribution to defined contribution plan are recognised as an employee benefit expenses in statement of profit and loss in the period during which the related services are rendered by the employees.

Defined Benefit Plan: Gratuity

A defined benefit plan is a post-employment benefit plan other than a defined contribution plan.

The Group provides for retirement benefits in the form of Gratuity, which provides for lump sum payments to vested employees on retirement, death while in service or on termination of employment in an amount equivalent to 15 days basic salary for each completed year of service. Vesting occurs upon completion of five years of service. Benefits payable to eligible employees of the Group with respect to gratuity is accounted for on the basis of an actuarial valuation as at the balance sheet date.

The present value of such obligation is determined by the projected unit credit method and adjusted for past service cost and fair value of plan assets as at the balance sheet date through which the obligations are to be settled. The resultant actuarial gain or loss on change in present value of the defined benefit obligation or change in return of the plan assets is recognised as an income or expense in the other comprehensive income. The Group's obligation in respect of defined benefit plans is calculated by estimating the amount of future benefit that employees have earned in the current and prior periods, discounting that amount and deducting the fair value of any plan assets.

The Group's determines the net interest expense (income) on the net defined benefit liability (asset) for the period by applying the discount rate used to measure the defined benefit obligation at the beginning of the annual period to the then-net defined benefit liability (asset), taking into account any changes in the net defined benefit liability (asset) during the period as a result of contributions and benefit payments. Net interest expense and other expenses related to defined benefit plans are recognised in the statement of profit and loss.

When the benefits of a plan are changed or when a plan is curtailed, the resulting change in benefit that relates to past service ('past service cost' or 'past service gain') or the gain or loss on curtailment is recognised immediately in the statement of profit and loss. The Group recognises gains and losses on the settlement of a defined benefit plan when the settlement occurs.

Other long-term benefits: Compensated absences

Benefits under the Group's compensated absences scheme constitute other employee benefits. The liability in respect of compensated absences is provided on the basis of an actuarial valuation using the Projected Unit Credit Method, done by an independent actuary as at the balance sheet date. Actuarial gain and losses are recognised immediately in the statement of profit and loss.

Share based payments

The Employee Stock Option Scheme ('the Scheme') provides for the grant of equity shares of the Group to its employees. The Scheme provides that employees are granted an option to acquire equity shares of the Group that vests in a graded manner. The options may be exercised within a specified period. The Group uses the grant date fair value to account for its equity settled share based payment plans granted to employee, with a corresponding increase in equity over the period that the employees unconditionally become entitled to the awards. Compensation cost is measured using independent valuation by Black-Scholes model. Compensation cost, if any is amortised over the vesting period.

The Ministry of Corporate Affairs issued amendments to Ind AS 19, 'Employee Benefits', in connection with accounting for plan amendments, curtailments and settlements requiring an entity to determine the current service costs and the net interest for the period after the remeasurement using the assumptions used for the remeasurement; and determine the net interest for the remaining period based on the remeasured net defined benefit liability or asset. There is no impact on the financial statement due to this amendment.

(xii) Foreign exchange transactions and translations

Initial recognition

Foreign currency transactions are recorded in the reporting currency, by applying the foreign currency amount of exchange rate between the reporting currency and foreign currency at the date of transaction.

Conversion

Foreign currency monetary assets and liabilities outstanding as at balance sheet date are restated/translated using the exchange rate prevailing at the reporting date. Non-monetary assets and liabilities which are measured in terms of historical cost denomination in foreign currency, are reported using the exchange rate at the date of transaction except for non-monetary item measured at fair value which are translated using the exchange rates at the date when fair value is determined.

Exchange difference arising on the settlement of monetary items or on restatement of the Group's monetary items at rates different from those at which they initially recorded during the year or reported in previous financials statement (other than those relating to fixed assets and other long term monetary assets) are recognised as income or expenses in the year in which they arise.

Foreign operations

The assets and liabilities of foreign operations are translated into INR the functional currency of the Group, at the exchange rates at the reporting date. The income and expenses of foreign operations are translated into INR at the exchange rates at the dates of the transaction or an average rate if the average rate approximates the actual rate at the date of the transaction.

(xiii) Income tax

Income tax comprises current and deferred tax. It is recognised in the statement of profit and loss except to the extent that it relates to a business combination or to an item recognised directly in equity or in other comprehensive income.

Current tax

Current tax comprises the expected tax payable or receivable on the taxable income or loss for the year and any adjustment to the tax payable or receivable in respect of previous years. The amount of current tax reflects the best estimate of the tax amount expected to be paid or received after considering the uncertainty, if any, related to income taxes. It is measured using tax rates (and tax laws) enacted or substantively enacted by the reporting date.

Current tax assets and current tax liabilities are offset only if there is a legally enforceable right to set off the recognised amounts, and it is intended to realise the asset and settle the liability on a net basis or simultaneously.

Deferred tax

Deferred tax is recognised in respect of temporary differences between the carrying amounts of assets and liabilities for financial reporting purposes and the corresponding amounts used for taxation purposes. Deferred tax is also recognised in respect of carried forward tax losses and tax credits. Deferred tax is not recognised for:

- temporary differences arising on the initial recognition of assets or liabilities in a transaction that is not a business combination and that affects neither accounting nor taxable profit or loss at the time of the transaction;
- taxable temporary differences arising on the initial recognition of goodwill.

Deferred tax assets are recognised to the extent that it is probable that future taxable profits will be available against which they can be used. The existence of unused tax losses is strong evidence that future taxable profit may not be available. Therefore, in case of a history of recent losses, the Group recognises a deferred tax asset only to the extent that it has sufficient taxable temporary differences or there is convincing other evidence that sufficient taxable profit will be available against which such deferred tax asset can be realised. Deferred tax assets – unrecognised or recognised, are reviewed at each reporting date and are recognised/reduced to the extent that it is probable/ no longer probable respectively that the related tax benefit will be realised.

Deferred tax is measured at the tax rates that are expected to apply to the period when the asset is realized or the liability is settled, based on the laws that have been enacted or substantively enacted by the reporting date.

The measurement of deferred tax reflects the tax consequences that would follow from the manner in which the Group expects, at the reporting date, to recover or settle the carrying amount of its assets and liabilities.

Deferred tax assets and liabilities are offset if there is a legally enforceable right to offset current tax liabilities and assets, and they relate to income taxes levied by the same tax authority on the same taxable entity, or on different tax entities, but they intend to settle current tax liabilities and assets on a net basis or their tax assets and liabilities will be real.

On March 30, 2019, Ministry of Corporate Affairs has notified, Appendix C to Ind AS 12 which clarifies the accounting for uncertainties in income taxes. The interpretation is to be applied to the determination of taxable profit (tax loss), tax bases, unused tax losses, unused tax credits and tax rates, when there is uncertainty over income tax treatments under Ind AS 12. The Group has adopted this amendment and there is no impact on financial statement due to adoption of Appendix C to Ind AS 12.

The Group has also adopted the other amendments to "Ind AS 12" Income Tax w.e.f April 01, 2019, in connection with accounting for dividend distribution tax and there is no impact on financial statement due to this amendment.

Minimum alternate tax

Minimum Alternative Tax ('MAT') credit entitlement under the provisions of the Income-tax Act, 1961 is recognised as a deferred tax asset when it is probable that future economic benefit associated with it in the form of adjustment of future income tax liability, will flow to the Group and the asset can be measured reliably. MAT credit entitlement is set off to the extent allowed in the year in which the Group becomes liable to pay income taxes at the enacted tax rates. MAT credit entitlement is reviewed at each reporting date and is recognised to the extent that is probable that future taxable profits will be available against which they can be used. Significant management judgement is required to determine the probability of recognition of MAT credit entitlement.

(xiv) Contingent Liability, Contingent Asset and Provisions

Contingent liability

Contingent liabilities are possible obligations that arise from past events and whose existence will only be confirmed by the occurrence or non-occurrence of one or more uncertain future events not wholly within the control of the Group. Where it is not probable that an outflow of economic benefits will be required, or the amount cannot be estimated reliably, the obligation is disclosed as a contingent liability, unless the probability of outflow of economic benefits is remote.

Contingent assets

Contingent assets are possible assets that arises from past events and whose existence will be confirmed only by the occurrence or non-occurrence of one or more uncertain future events not wholly within the control of the Group.

Provisions

The Group creates a provision when there is present obligation as a result of a past event that probably requires an outflow of resources and a reliable estimate can be made of the amount of obligation.

If the effect of the time value of money is material, provisions are determined by discounting the expected future cash flows (representing the best estimate of the expenditure required to settle the present obligation at the balance sheet date) at a pre-tax rate that reflects current market assessments of the time value of money and the risks specific to the liability. The unwinding of the discount is recognised as finance cost.

(xv) Cash and cash equivalents

Cash and cash equivalents includes cash on hand, other short-term, highly liquid investments with original maturities of three months or less that are readily convertible to known amounts of cash and which are subject to an insignificant risk of changes in value, and bank overdrafts. Bank overdrafts are shown within borrowings in current financial liabilities in the balance sheet.

(xvi) Earnings per share

Basic earnings per share are calculated by dividing the net profit or loss for the year attributable to equity shareholders by the weighted average number of equity shares outstanding during the period. The weighted average numbers of equity shares outstanding during the period are adjusted for events such as bonus issue, share split or consolidation of shares.

For calculating diluted earnings per share, the net profit or loss for the year attributable to equity shareholders and the weighted average number of shares outstanding during the period are adjusted for the effects of all dilutive potential equity shares. The dilutive potential equity shares are deemed converted into equity shares as at the beginning of the period, unless they have been issued at a later date.

(xvii) Segment reporting

Operating segments are reported in a manner consistent with the internal reporting provided to the chief operating decision maker.

In accordance with Ind AS 108 – Operating Segments, the operating segments used to present segment information are identified on the basis of internal reports used by the Group's Management to allocate resources to the segments and assess their performance.

Segment profit is used to measure performance as management believes that such information is the most relevant in evaluating the results of certain segments relative to other entities that operate within these industries. Inter-segment pricing is determined on an arm's length basis.

The operating segments have been identified on the basis of the nature of products/services. Further:

1. Segment revenue includes sales and other income directly identifiable with / allocable to the segment.
2. Expenses that are directly identifiable with / allocable to segments are considered for determining the segment result. Expenses which relate to the Group as a whole and not allocable to segments are included under unallowable expenditure.
3. Income which relates to the Group as a whole and not allocable to segments is included in unallowable income.
4. Segment assets and liabilities include those directly identifiable with the respective segments. Unallowable assets and liabilities represent the assets and liabilities that relate to the Group as a whole and not allocable to any segment.

The Board of Director(s) are collectively the Group's 'Chief Operating Decision Maker' or 'CODM' within the meaning of IndAS 108.

(xii) Dividends paid

Dividend to shareholders is recognised as a liability and deducted from equity, in the year in which the dividends are approved by the shareholders. However, interim dividends, if any, declared by the Board of directors, which does not need shareholder's approval, are recognised as a liability and deducted from retained earnings, in the year in which the dividends are so declared.



CONSOLIDATED STATEMENT OF CHANGES IN EQUITY FOR THE YEAR ENDED MARCH 31, 2022

A. Equity Share Capital

(in ₹ Crore)

Particulars	Amount
Balance as at April 1, 2020	29.02
Change in equity share capital during the year	-
Balance as at March 31, 2021	29.02
Balance as at April 1, 2021	29.02
Change in equity share capital during the year	-
Balance as at March 31, 2022	29.02

B. Other Equity

(in ₹ Crore)

Particulars	Attributable to owners of the company				Other Comprehensive Income	Total Attributable to Owners of the Company
	Reserves & Surplus			"Deemed equity contribution"		
	Retained Earnings	General Reserve	Security Premium			
Balance as at April 1, 2020	(21.41)	90.39	26.98	7.44	1.23	104.64
Profit for the year	(0.11)	-	-	-	-	(0.11)
Adjustment during the year	23.99					23.99
Other comprehensive income	-	-	-	-	0.06	0.06
Total comprehensive income for the year	23.88	-	-	-	0.06	23.94
Balance as at March 31, 2021	2.47	90.39	26.98	7.44	1.29	128.58
Profit for the year	7.11					7.11
Other comprehensive income					(0.04)	(0.04)
Total comprehensive income for the year	7.11	-	-	-	(0.04)	7.07
Balance as at March 31, 2022	9.59	90.39	26.98	7.44	1.25	135.65

The accompanying notes 1 to 54 are an integral part of these financial statements.

For GOYAL NAGPAL & CO.
 CHARTERED ACCOUNTANTS
 Firm Registration No. 018289C

For and on Behalf of the Board of Directors of
Brahmaputra Infrastructure Limited

CA Virender Nagpal
 PARTNER
 Membership No.: 416004

Raktim Acharjee
 (Whole Time Director & CFO)
 DIN : 06722166

Sanjay Kumar Mozika
 (Joint Managing Director)
 DIN : 00004508

Place : Delhi
 Date : 8th July 2022
 UDIN: 22416004AMMNDP8108

Vivek Malhotra
 (Company Secretary)

NOTES TO THE CONSOLIDATED FINANCIAL STATEMENTS FOR THE YEAR ENDED MARCH 31, 2022

3. Property, Plant and Equipment

(in ₹ Crore)

Reconciliation of carrying amount	Buildings	Plant and Equipment	Furniture and Fixtures	Office Equipment	Computers	Vehicles	Total
Balance as at April 1, 2020	8.40	234.45	2.48	2.80	2.03	4.58	254.74
Additions during the year	-	1.38	-	0.00	0.01	-	1.39
Balance as at March 31, 2021	8.40	235.83	2.48	2.80	2.03	4.58	256.12
Balance as at April 1, 2021	8.40	235.83	2.48	2.80	2.03	4.58	256.12
Additions during the year	-	-	-	-	-	-	-
Balance as at March 31, 2022	8.40	235.83	2.48	2.80	2.03	4.58	256.12
Accumulated depreciation							
Balance as at April 1, 2020	1.19	215.92	2.27	2.68	1.91	4.29	228.25
Depreciation for the year	0.10	3.04	0.03	0.01	0.01	0.08	3.27
Disposals during the year	-	-	-	-	(0.01)	-	(0.01)
Balance as at March 31, 2021	1.29	218.96	2.30	2.69	1.91	4.37	231.51
Balance as at April 1, 2021	1.29	218.96	2.30	2.69	1.91	4.37	231.51
Depreciation for the year	0.10	1.97	0.01	0.00	0.00	0.03	2.12
Disposals during the year	-	-	-	-	-	-	-
Balance as at March 31, 2022	1.39	220.93	2.31	2.69	1.91	4.40	233.63
Carrying amount as on March 31, 2022	7.01	14.90	0.17	0.11	0.12	0.18	22.49
Balance as at March 31, 2022	7.01	14.90	0.17	0.11	0.12	0.18	22.49
Balance as at March 31, 2021	7.11	16.87	0.18	0.11	0.13	0.21	24.61

Notes:

- i. Please refer note 46 for capital commitments
- ii. The company has not carried out any revaluation of property, plant and equipment for the year ended March 31, 2022 and March 31, 2021.
- iii. All property, plant and equipment, are subject to charge against secured borrowings of the company referred in notes as secured term loans from others and secured term loans from banks and bank overdrafts.(refer note 20)
- iv. There are no impairment losses recognised during the year.
- v. There are no exchange differences adjusted in property, plant & equipment.

NOTES TO THE CONSOLIDATED FINANCIAL STATEMENTS FOR THE YEAR ENDED MARCH 31, 2022

4. Investment Property

(in ₹ Crore)

Particulars	As at 31st March 2022	As at 31st March 2021
A. Reconciliation of Carrying Amount		
Cost or deemed cost		
Opening balance	59.49	59.49
Additions during the year	-	-
Total	59.49	59.49
Accumulated Depreciation		
Opening balance	1.88	0.94
Additions during the year	0.94	0.94
Total	2.82	1.88
Carrying Amounts		
Balance at date	56.67	57.61
B. Amounts Recognised in Statement of Profit and loss for investment property		
Rental income	7.54	4.01
Profit from investment properties before depreciation (A)	7.54	4.01
Depreciation expense (B)	0.94	0.94
Profit from investment property (A-B)	6.60	3.06

C. Estimation of fair values

There arose some disputes with the Landowners namely M/s Assam Vegetable & oil Product Limited and M/s. Sati Oil Udyog Limited with the Company from the Development Agreement dtd 09.12.2009 pertaining to City Center Mall, Guwahati. The company raised certain disputes to the Landowners and thereafter vide its letter dated 01.10.2020, the Company proposed for settlement of disputes through Arbitration. The company filed arbitration petition before the Hon'ble High Court Guwahati on dtd. 27.11.2020 for the appointment of Arbitrator when the Landowners vide their letter dated 30.10.2020 denied for Arbitration. Due to the above we have not obtained independent valuations for investment property from external, independent property valuers, which were required to be done as per IND AS 40.

The Sole Arbitrator has been appointed by the Hon'ble High Court vide its judgment dt 02.09.2021. Accordingly, the Sole Arbitrator, Hon'ble Mr. Justice Amitava Roy, Retd Judge of Supreme Court of India, had convened 1st sitting of Arbitration proceeding on 09.10.2021 and had prepared a time schedule of steps. At the moment, pleadings (i.e. Statement of Claims & Statement of Defense) parts from both the Parties are completed. Application filed by Landowners and the Company on inspection, production and discovery is underway.

** Investment property of an total amount Rs. 56.67 Crore consists to Building Structure only

D Leasing Arrangements

"The Company has given its premises on cancellable operating lease to its franchisee. the above premises is treated as investmenty property under the provision of IND AS-40 ""Investment Property"". Lease receipts recognized in the Statement of profit and loss (including of depreciation of Rs. 0.94 crore (March 31, 2021: Rs. 0.94 crore) during the year amounts to Rs. 7.54 crore (March 31, 2021: Rs 4.01 crore)."

E. Pledge Details

The Investment property are provided as security against the secured borrowings of the Company as details mentioned in Note No. 20 of the financial statements.

5. Other Intangible assets

(in ₹ Crore)

Reconciliation of carrying amount	Goodwill	Computer Software	Total
Balance as at April 1, 2020	19.95	1.19	21.14
Additions during the year	-	-	-
Disposals during the year	-	-	-
Balance as at March 31, 2021	19.95	1.19	21.14
Balance as at April 1, 2021	19.95	1.19	21.14
Additions during the year	-	-	-
Disposals during the year	-	-	-
Balance as at March 31, 2022	19.95	1.19	21.14
Accumulated amortisation			
Balance as at April 1, 2020	-	0.98	0.98
Amortisation for the year	-	0.06	0.06
Disposals during the year	-	-	-
Impairment during the year	0.11	-	0.11
Balance as at March 31, 2021	0.11	1.04	1.15
Balance as at April 1, 2021	0.11	1.04	1.15
Amortisation for the year	0.11	0.05	0.16
Disposals during the year	-	-	-
Balance as at March 31, 2022	0.22	1.09	1.31
Carrying amount			
Balance as at March 31, 2022	19.73	0.10	19.84
Balance as at March 31, 2021	19.84	0.15	19.99

Notes:

- i. The Company has not carried out any revaluation of intangible assets for the year ended March 31, 2022 and March 31, 2021.
- ii. The company does not have acquired intangible assets free of charge, or for nominal consideration, by way of a government grant.
- iii. There are no other restriction on title of intangible assets other than as already disclosed.
- iv. There are no exchange differences adjusted in intangible assets.

6. Investments

(in ₹ Crore)

Particulars	As at 31st March 2022	As at 31st March 2021
(a) Investment in equity shares		
Quoted		
1,200 Equity shares (March 31, 2021- 1,200) of Rs 10 each fully paid up of Union Bank of India	0.01	0.00
	0.01	0.00
Joint ventures/Joint operations		
Investment in joint operations	11.47	10.43
Impairment Allowance on Investments	(1.59)	(0.25)
	9.88	10.18
Aggregate amount of unquoted investments	9.89	10.18
Aggregate amount of quoted investments and market value thereof	0.01	0.00
Aggregate amount of impairment in value of investments	-	-

* The company has not been taken Impact of profit & loss from joint operations as per INDAS-111 "Joint Arrangement" its consolidated financial statement.

i. There are no significant restrictions on the right of ownership, realisability of investments or the remittance of income and proceeds of disposal.

Name of Entities	Relationship	Place of Business	% of Ownership Interest	Accounting Method
Brahmaputra Concrete (p) Ltd	Subsidiary	India	100.00%	Cost
Brahmaputra Concrete (Bengal) (P) Ltd.	Subsidiary	India	52.38%	Cost
BIL-BLA-GSCO (JV)	Joint venture	India	60.00%	Cost
DRA-BLA-BCL (JV)	Joint venture	India	25.00%	Cost
GPL-BCL (JV)	Joint venture	India	49.00%	Cost

Joint Operations

Name of Entities	Name of Partner	Proportion of the economics interest in the term of percentage		Principle Place of Business
		As at 31 March 2022	As at 31 March 2021	
BCL JV	National Construction Co	49.00%	49.00%	New Delhi
BLA-BCL JV	Banowari Lal Agarwalla Private Limited	50.00%	50.00%	New Delhi
BTS-BCL JV	OAo Bamtonnelstroy	49.00%	49.00%	New Delhi
DRA-BCL JV	Dinesh Chandra R. Agarwalla Infracon Private Limited	49.00%	49.00%	New Delhi
DRA-BIL JV	Dinesh Chandra R. Agarwalla Infracon Private Limited	49.00%	49.00%	New Delhi
DRAIPL-BIL JV	Dinesh Chandra R. Agarwalla Infracon Private Limited	49.00%	49.00%	New Delhi
IPL-BIL JV	Indu Projects Limited	49.00%	49.00%	New Delhi
KB BCL JV	Kamal Builders	49.00%	49.00%	New Delhi
KMC-BIL JV	KMC Constructions Limited	49.00%	49.00%	New Delhi
MADHAVA BCL JV	Madhava Hytech Engineers Pvt Ltd	49.00%	49.00%	New Delhi
PCL BCL JV	Progressive Constructions Limited	49.00%	49.00%	New Delhi
SMSIL-BCL JV	SMS Infrastructure Limited	49.00%	49.00%	New Delhi
SMSIL-BIL JV	SMS Infrastructure Limited	49.00%	49.00%	New Delhi
Supreme-BIL JV	Supreme Infrastructure India Limited	38.00%	38.00%	New Delhi
Unity-BIL JV	Unity Infraprojects Limited	49.00%	49.00%	New Delhi
BIL-PKV JV	PKV & Co	60.00%	60.00%	New Delhi
BRAHMAPUTRA -VKGA (JV)	V.K. Gupta associates	51.00%	51.00%	Chandigarh
VKGA - BRAHMAPUTRA - TRIBENI (JV)	V.K. Gupta associates & Tribeni Constructions Limited	24.50%	24.50%	Chandigarh
RA- BIL (JV)	Ram Avtar Agarwalla	49.00%	49.00%	Assam
NCDC - BRAHMAPUTRA (JV)	N.C. Das & Co.	51.00%	51.00%	Assam
BRAHMAPUTRA -MK-PUSHPA (JV)	M.K. Engineering & Pushpa	51.00%	51.00%	Assam
BRAHMAPUTRA INFRASTRUCTURE LIMITED - GANESH CONSTRUCTIONS PVT LTD (JV)	Ganesh Constructions Private Limited	51.00%	51.00%	Punjab
JCC INFRAPROJECTS - BIL (JV)	JCC Infraprojects Pvt Ltd	30.00%	30.00%	Rajasthan
PCPL & BIL (JV)	Pawan Communication Private Limited	45.00%	45.00%	Assam

7. Trade Receivables (Non-Current)

(in ₹ Crore)

Particulars	As at 31st March 2022	As at 31st March 2021
Unsecured considered good		
- From Joint Ventures and Joint Operations	32.48	29.03
- From others	2.40	1.87
	32.48	30.90
Less: Impairment Allowance on Trade Receivables	(2.40)	(1.87)
	30.08	29.03

FootNote:

Ageing Schedule for Trade Receivables- March 31, 2022

(in ₹ Crore)

Particulars	Outstanding as at March 31, 2022 from due date of payment					
	0-6 Months	6-12 months	1-2 Year	2-3 Year	More than 3 years	Total
Secured:						
(i) Undisputed Trade receivables — considered good	-	-	-	-	-	-
(ii) Undisputed Trade Receivables — considered doubtful	-	-	-	-	-	-
(iii) Disputed Trade Receivables considered good	-	-	-	-	-	-
(iv) Disputed Trade Receivables considered doubtful	-	-	-	-	-	-
Unsecured:						
(i) Undisputed Trade receivables — considered good	-	-	10.21	5.63	14.24	30.08
(ii) Undisputed Trade Receivables — considered doubtful	-	-	-	-	2.40	2.40
(iii) Disputed Trade Receivables considered good	-	-	-	-	-	-
(iv) Disputed Trade Receivables considered doubtful	-	-	-	-	-	-
Total	-	-	10.21	5.63	16.64	32.48

Ageing Schedule for Trade Receivables- March 31, 2021

(in ₹ Crore)

Particulars	Outstanding as at March 31, 2021 from due date of payment					
	0-6 Months	6-12 months	1-2 Year	2-3 Year	More than 3 years	Total
Secured:						
(i) Undisputed Trade receivables — considered good						-
(ii) Undisputed Trade Receivables — considered doubtful						-
(iii) Disputed Trade Receivables considered good						-
(iv) Disputed Trade Receivables considered doubtful						-
Unsecured:						
(i) Undisputed Trade receivables — considered good	-	-	1.63	6.89	20.51	29.03
(ii) Undisputed Trade Receivables — considered doubtful	-	-	-	-	1.87	1.87
(iii) Disputed Trade Receivables considered good	-	-	-	-	-	-
(iv) Disputed Trade Receivables considered doubtful	-	-	-	-	-	-
Total		-	1.63	6.89	22.38	30.90

Note:

- (i) Trade receivable are non interest bearing and are normally received in normal operating cycle.
- (ii) The Company exposure to credit and currency risks and loss allowances related to trade receivables are disclosed in note 45.

- (iii) Trade Receivables has been pledge as security for borrowings mentioned in Note No. 20, 25.
- (iv) Total Current and Non Current Trade receivables Rs. 61.92 Crore as at 31 March 2022, which represent various claims raised in the earlier years in respect of projects substantially closed and where the claims are currently under negotiation//s / discussions / arbitration / litigation. Based on legal opinion / past experience with respect to such claims, management is of the view that the aforementioned all of the balances are fully recoverable.
- (v) The sales to and purchases from related parties are made on terms equivalent to those that prevail in arm's length transactions. Outstanding balances at the year-end are unsecured and interest free and settlement occurs in cash. There have been no guarantees provided or received for any related party receivables or payables. This assessment is undertaken each financial year through examining the financial position of the related party and the market in which the related party operates and details of the transaction mentioned in Note No. 44.

8. Non-current Financial Assets - Loans

(in ₹ Crore)

Particulars	As at 31st March 2022	As at 31st March 2021
Unsecured, considered good unless stated otherwise		
Security deposit	1.48	1.85
Less: Impairment Allowances	(0.27)	0.00
	1.21	1.85
Loans to subsidiary companies	3.70	3.70
Less: Impairment Allowance on Investment	(3.70)	(3.70)
	-	-
	1.21	1.85

The Company's exposure to credit and currency risks are disclosed in Note 45

9. Other non-current Financial Assets

(in ₹ Crore)

Particulars	As at 31st March 2022	As at 31st March 2021
(Unsecured, considered good)		
Retention money withheld by clients	10.34	15.06
Less: Impairment Allowances	(1.06)	0.00
	9.28	15.06
Earnest money deposit	4.53	0.69
Arbitration claims receivables	0.00	10.19
Balances with banks in fixed deposit accounts	2.11	1.94
	15.92	27.88

* Earmarked Balances are restricted in use and its relates to the deposits with banks held as margin money with banks and for working capital lodged with Government Authorities.

10. Deferred Tax Assets (Net)

(in ₹ Crore)

Particulars	As at 31st March 2022	As at 31st March 2021
Deferred tax assets (refer note 49)	3.58	1.86
	3.58	1.86

11. Other non-current Assets

(in ₹ Crore)

Particulars	As at 31st March 2022	As at 31st March 2021
Income Tax Refunds/TDS/TCS	14.26	17.92
Balance with Government Authority (Indirect Taxes)	4.43	4.12
Claim Receivables	54.36	39.30
Other receivables	8.10	8.10
Less: Impairment Allowances	(5.30)	-
	75.85	69.44
	75.85	69.44

12. Inventories

(in ₹ Crore)

Particulars	As at 31st March 2022	As at 31st March 2021
Valued at lower of cost and Net Realisable value		
EPC		
(i) Work in progress	169.63	219.18
(ii) Building material	21.14	0.00
(iii) Stores & spares	1.18	21.17
Real estate		
(i) Finished	21.12	21.12
(ii) Work in progress	7.30	8.71
	220.37	270.18
	220.37	270.18

- (a) As technically valued and certified by Management
- (b) Work in progress (WIP) inventory includes sum of Rs. 62.08 identified as slow moving item by the management but no provision has been made in books of account as the management is hopeful to encash / recover the same in due course.
- (c) Company has inventory includes un-billed work-in-progress (Inventories) Rs. 165.96 Crore, as at 31 March 2022, which represent various claims raised in the earlier years in respect of projects substantially closed and where the claims are currently under negotiations / discussions/ arbitration / litigation. Based on legal opinion / past experience with respect to such claims, management is of the view that the aforementioned are fully recoverable.

13. Trade Receivables

(in ₹ Crore)

Particulars	As at 31st March 2022	As at 31st March 2021
- Trade receivables considered good - unsecured	29.60	28.31
	29.60	28.31
	29.60	28.31

Footnote:

Ageing Schedule for Trade Receivables- March 31, 2022

(in ₹ Crore)

Particulars	Outstanding as at March 31, 2022 from due date of payment					
	0-6 Months	6-12 months	1-2 Year	2-3 Year	"More than 3 years"	Total
Secured:						
(i) Undisputed Trade receivables — considered good	-	-	-	-	-	-
(ii) Undisputed Trade Receivables — considered doubtful	-	-	-	-	-	-
(iii) Disputed Trade Receivables considered good	-	-	-	-	-	-
(iv) Disputed Trade Receivables considered doubtful	-	-	-	-	-	-
Unsecured:						
(i) Undisputed Trade receivables — considered good	28.38	1.22	-	-	-	29.60
(ii) Undisputed Trade Receivables — considered doubtful	-	-	-	-	-	-
(iii) Disputed Trade Receivables considered good	-	-	-	-	-	-
(iv) Disputed Trade Receivables considered doubtful	-	-	-	-	-	-
Total	28.38	1.22	-	-	-	29.60

Ageing Schedule for Trade Receivables- March 31, 2021

(in ₹ Crore)

Particulars	Outstanding as at March 31, 2021 from due date of payment					
	0-6 Months	6-12 months	1-2 Year	2-3 Year	"More than 3 years"	Total
Secured:						
(i) Undisputed Trade receivables — considered good						-
(ii) Undisputed Trade Receivables — considered doubtful						-
(iii) Disputed Trade Receivables considered good						-
(iv) Disputed Trade Receivables considered doubtful						-
Unsecured:						
(i) Undisputed Trade receivables — considered good	7.96	3.24	11.41	1.93	3.77	28.31
(ii) Undisputed Trade Receivables — considered doubtful	-	-	-	-	-	-
(ii) Undisputed Trade Receivables — considered doubtful	-	-	-	-	-	-
(iii) Disputed Trade Receivables considered good	-	-	-	-	-	-
(iv) Disputed Trade Receivables considered doubtful	-	-	-	-	-	-
Total	7.96	3.24	11.41	1.93	3.77	28.31

Footnotes:

- (i) Trade receivable are non interest bearing and are normally received in normal operating cycle.
- (ii) The Company exposure to credit and currency risks and loss allowances related to trade receivables are disclosed in note 45.
- (iii) Trade Receivables has been pledge as security for borrowings mentioned in Note No. 20, 25.
- (iv) Total Current and Non Current Trade receivables Rs. 61.92 Crore as at 31 March 2022, which represent various claims raised in the earlier years in respect of projects substantially closed and where the claims are currently under negotiation//s / discussions / arbitration / litigation. Based on legal opinion / past experience with respect to such claims, management is of the view that the aforementioned all of the balances are fully recoverable.
- (v) The sales to and purchases from related parties are made on terms equivalent to those that prevail in arm's length transactions. Outstanding balances at the year-end are unsecured and interest free and settlement occurs in cash. There have been no guarantees provided or received for any related party receivables or payables. This assessment is undertaken each financial year through examining the financial position of the related party and the market in which the related party operates and details of the transaction mentioned in Note No. 44.

14. Cash and Cash Equivalents

(in ₹ Crore)

Particulars	As at 31st March 2022	As at 31st March 2021
Cash on hand	0.61	0.58
Balances with banks in current accounts	0.39	0.73
	1.00	1.31

Note:

(i) The Company's exposure to liquidity risks are disclosed in Note 45.

15. Other Financial Asset

(in ₹ Crore)

Particulars	As at 31st March 2022	As at 31st March 2021
Rentention money	20.46	24.55
Earnest money deposit	3.43	10.82
	23.89	35.37

16. Other Current Assets

(in ₹ Crore)

Particulars	As at 31st March 2022	As at 31st March 2021
Prepaid expenses	1.33	1.24
Claims Recievables	58.13	25.65
Advance to Vendors	7.67	17.47
Less: Impairment Allowances	(0.51)	-
	66.62	44.36
Other receivables	3.76	0.00
Material and Mobilization advance and other recoverables	(1.60)	(0.80)
	68.77	43.56
Less: Impairment Allowances	-	-
	68.77	43.56

17. Contract Asset

Particulars	As at 31st March 2022	As at 31st March 2021
Unbilled revenue	18.44	-
	18.44	-

* During the previous year Company has booked unbilled revenue as per Ind AS -115 " Revenue from Contract with Customers" against the work Certified by the Department.

18. Equity Share Capital

(in ₹ Crore)

Particulars	As at 31st March 2022		As at 31st March 2021	
	Number of shares	Amount	Number of shares	Amount
Equity shares				
Authorised				
30,000,000 (March 31, 2021: 30,000,000) equity shares of Rs. 10 each		30.00		30.00
Preference shares				
Authorised				
14,000,000 (March 31, 2021: 14,000,000) equity shares of Rs. 10 each		14.00		14.00
		44.00		44.00
Issued, subscribed and fully paid-up				
Equity shares				
29,018,400 (March 31, 2021: 29,018,400) equity shares of Rs. 10 each fully paid up		29.02		29.02
Preference shares				
13,880,000 (March 31, 2021: 13,880,000) equity shares of Rs. 10 each fully paid up		13.88		13.88
		42.90		42.90

a) Terms and rights attached to equity shares

Voting

Each holder of equity shares is entitled to one vote per share held.

Dividends

During the year ended March 31, 2022, the company has recorded per share dividend of Rs. Nil (March 31, 2021 Nil) to its equity holders.

Liquidation

In the event of liquidation of the Company, the holders of optionally convertible non cumulative preference shares classified as equity (OCNPS) shall be entitled to receive all of the remaining assets of the Company, after distribution of all preferential amounts and before payment to equity shareholders, if any. Such distribution amounts will be in proportion to the number of OCNPS held by the shareholders upto the extent of agreed redemption amount of such shares.

b) Reconciliation of number of Equity shares outstanding at the beginning and end of the year :

(in ₹ Crore)

Name of the shareholder	As at March 31, 2022		As at March 31, 2021	
	Number of shares	Amount	Number of shares	Amount
At the beginning of year	2.90	29.02	2.90	29.02
Outstanding at the end of the year	2.90	29.02	2.90	29.02

Note:

During the current year the company has not issued any fresh equity share on account of ESOP (Previous year : Nil)

c) Details of shareholders holding more than 5% of the company

Name of the shareholder	As at March 31, 2022		As at March 31, 2021	
	Number of shares	% holding	Number of shares	% holding
Equity Shares				
Promoters:				
M.L. Singhi & Associates Pvt. Ltd	54,61,475	18.82	40,80,000	18.82
Brahmaputra Finlease Pvt. Ltd.	39,20,819	13.51	98,00,000	13.51
Sanjeev Kumar Prithani	14,81,534	5.10	14,81,534	5.10
Brahmaputra Holdings Pvt. Ltd.	33,39,161	11.51	33,39,161	11.51
Suresh Kumar Prithani	16,99,983	5.86	16,99,983	5.86
	1,59,02,972	54.80	15,902,972	54.80

Promoter Mr. Suresh Kumar Prithani died on 17th March 2022*

- d). There were no shares issued for consideration other than cash during the period of five years immediately preceding the reporting date.
- e). No class of shares have been bought back by the company during the period of five years immediately preceding the reporting date.
- f). Terms and rights attached to preference shares

Voting

The preference shares do not carry any voting rights.

Dividends

Preference shares have preferential right of dividend over equity shares in event of declaration of dividend. These shares carry dividend rate of 0.01%. The dividend is payable only when the Company declares dividend during a particular financial year

Terms of conversion/redemption

- The CRPS shall be cumulative, non participating and non-convertible
- The objective of the issue is to issue preference shares against the Promoters' Contribution brought in by the abovementioned entities in terms of Corporate Debt Restructuring Scheme approved by CDR Cell vide its letter of approval dated 17th December, 2014.
- Rate of Dividend
- 0.01 %- Terms of Redemption
- Redemption at par in accordance with Section 55 of the Act, out of profits available for distribution as dividend or out of proceeds of a fresh issue of shares made for the purpose of redemption
- Tenure of CRPS - 10 Years"

Liquidation

In the event of liquidation of the Company, the holders of optionally convertible non cumulative preference shares classified as equity (OCNPS) shall be entitled to receive all of the remaining assets of the Company, after distribution of all preferential amounts and before payment to equity shareholders, if any. Such distribution amounts will be in proportion to the number of OCNPS held by the shareholders upto the extent of agreed redemption amount of such shares.

g). Reconciliation of number of Preference shares outstanding at the beginning and end of the year :

(in ₹ Crore)

Name of the shareholder	As at March 31, 2022		As at March 31, 2021	
	Number of shares	Amount	Number of shares	Amount
At the beginning of year	1.39	13.88	1.39	13.88
Outstanding at the end of the year	1.39	13.88	1.39	13.88

h) Details of shareholders holding more than 5% shares in the Company

Name of the shareholder	As at March 31, 2022		As at March 31, 2021	
	Number of shares	% holding	Number of shares	% holding
Promoters:				
M.L. Singhi & Associates Private Limited	4,080,000	29.39%	4,080,000	29.39%
Brahmaputra Finlease Limited	9,800,000	70.61%	9,800,000	70.61%

- i) No class of shares have been allotted as fully paid up pursuant to contracts without payment being received in cash, allotted as fully paid up by way of bonus shares or bought back during the period of five years immediately preceding the date of Balance sheet.

j. Details of shares held by promoters and promoters group

Name of Promoter Shareholder	As at March 31, 2022			As at March 31, 2021	
	Number of shares	% of total shares	% change during the year	Number of shares	% holding
M. L. Singhi & Associates Private Limited	5,461,475.00	18.82	Nil	5,461,475.00	18.82
Brahmaputra Finlease Private Limited	3,920,819.00	13.51	Nil	3,920,819.00	13.51
Brahmaputra Holdings Private Limited	3,339,161.00	11.51	Nil	3,339,161.00	11.51
Brahmaputra Projects Private Limited	442,500.00	1.52	Nil	442,500.00	1.52
Late .Suresh Kumar Prithani	1,699,983.00	5.86	Nil	1,699,983.00	5.86
Sanjeev Kumar Prithani	1,481,534.00	5.11	Nil	1,481,534.00	5.11
Manoj Kumar Prithani	1,426,533.00	4.92	Nil	1,426,533.00	4.92
Siw Prasad Agarwalla	852,625.00	2.94	Nil	852,625.00	2.94
Siw Prasad Agarwalla & Sons	665,000.00	2.29	Nil	665,000.00	2.29
Geeta Debi Agarwalla	496,300.00	1.71	Nil	496,300.00	1.71
Suresh Kumar Prithani & Sons	439,500.00	1.51	Nil	439,500.00	1.51
Kiran Prithani	261,000.00	0.90	Nil	261,000.00	0.90
Manoj Kumar Prithani & Sons	240,000.00	0.83	Nil	240,000.00	0.83
Anita Prithani	226,000.00	0.78	Nil	226,000.00	0.78
Sanjay Kumar Mozika	203,000.00	0.70	Nil	203,000.00	0.70
Shobhna Prithani	183,250.00	0.63	Nil	183,250.00	0.63
Sanjeev Kumar Prithani & Sons	150,000.00	0.52	Nil	150,000.00	0.52

19. Other Equity

(in ₹ Crore)

Particulars	As at 31st March 2022	As at 31st March 2021
a) Security premium		
Balance at beginning of the year	26.98	26.98
Balance at end of the year (A)	26.98	26.98
b) General reserve		
Balance at beginning of the year	90.39	90.39
Balance at end of the year (B)	90.39	90.39
c) Retained earnings		
Balance at beginning of the year	2.47	(21.41)
Less: adjustment during the year	-	23.99
Add: Profit for the Year	7.11	(0.11)
Balance at end of the year (C)	9.59	2.47
d) NCPS Equity		
Balance at beginning of the year	7.44	7.44
Balance at end of the year (D)	7.44	7.44
e) Other comprehensive income		
Balance at beginning of the year	1.29	1.23
Adjustment related to investment	0.00	(0.00)
Adjustment related to employee benefits	(0.04)	0.06
Balance at end of the year (E)	1.25	1.29
Total other equity (A) to (E)	135.65	128.58

Nature and purpose of other reserves:

(i) Securities Premium

Securities premium has been created upon issue of shares at premium. The reserve shall be utilised in accordance with the provisions of the Companies Act, 2013.

(ii) General Reserve

The company appropriates a portion to general reserves out of the profits either as per the requirements of the Companies Act 2013 ('Act') or voluntarily to meet future contingencies. The said reserve is available for payment of dividend to the shareholders as per the provisions of the Companies Act, 2013.

(iii) Retained Earnings

Retained earnings are the accumulated profits earned by the Company till date, less transfer to general reserves, dividend (including dividend distribution tax) and other distributions made to the shareholders.

iv) Other Comprehensive Income

The company recognises change on account of remeasurement of the net defined benefit liability as part of other comprehensive income with separate disclosure, which comprises of:

- actuarial gains and losses;
- return on plan assets, excluding amounts included in net interest on the net defined benefit liability; and
- any change in the effect of the asset ceiling excluding amounts included in net interest on the net defined benefit liability.

20. Non-current Borrowings

(in ₹ Crore)

Particulars	As at 31st March 2022	As at 31st March 2021
Secured, considered good		
From bank		
- Working capital term loan	15.26	3.46
Unsecured Loan	23.01	20.04
	38.27	23.50

Note i:

The Company has outstanding obligations payable to lenders and in respect of loan arrangements where certain amounts have also fallen due. The Company is confident of meeting of all the obligations by way of time bound monetisation of its assets and receipt of various claims.

Note ii:

During the previous financial years Sum of Rs. 19.89 Crores has been not recognised Interest expenses pending to financial Institutions.

S.No.	Nature of Loan	Terms of repayment	Outstanding Amount	Interest Type	Nature of Security
1	Cash Credit/Working Capital Demand Loan	Sanctioned for a period of one year and renewal on yearly basis.	177.38	Variable	Primary- Hypothecation charge on Pari passu basis on entire Current Assets of the Company except building of City centre shopping mall project which is exclusively charged to Allahabad bank for term loan of Rs. 60.00 Crores. Collateral First Pari passu charge on following 1. Land & Building at A-7, Mahipalpur, Delhi. (Jointly owned by Co. and one other Associate Company M/s Brahmaputra Promoters and Planners Private Limited) 2. - Office premises at 401, 4th floor, Royal Plaza, GS Road, Guwahati in the name of the Associate Company in the name of M/s Brahmaputra Projects Private Limited 3. - Land and Building at Banarsai Devi Bhawan, Railway Road, Deedwana, District Nagour, Rajasthan in the Name of relative of Promoter late Sh. Siw Prasad Agarwalla father of Sh. Sanjeev Kumar Prithani 4. Central Workshop , Parking Bay and Industrial Land situated at Brahmaputra Industrial Park , Vilage Sila , District Kamrup, Assam. 5. - First pari-passu charge on furniture and fixtures at A-7, Mahipalpur, Delhi. 6. - Hypothecation of OTHER Plant and machinery on subservient charge basis for consortium.
2	working capital term loan	Term Loan	92.73	Variable	
3	Funded Interest Term Loan	Term Loan	20.52	Variable	
4	Interest accrued and due on borrowings	Term Loan	18.16	Accrued Interest.	
5	Interest due but not recognised in the books	Term Loan	64.93	Interest Due	
	Grand Total		373.73		

Common Securities :

Personal Guarantee of Mr. Manoj Kumar Prithani, Mr. Sanjeev Kumar Prithani, Late. Suresh Kumar Prithani, Mr. Sanjay Kumar Mozika and Mr. Suneet Kumar Todi.

Corporate Guarantee of M/s Brahmaputra Promoters and Planners Pvt. Limited and M/s Brahmaputra Projects Pvt. Limited.

Promoters and promoter group to pledge their entire unencumbered shareholding in favour of lenders.

In terms of sanction of CDR package 100% Shareholding of promoters have been pledged.

We have not received loan statements from the our lenders, due to that we are unable to bifurcate the interest served on term loan and cash credit facility.

TRA Account Mechanism

Company need to route its Cash inflow & Cash outflow through trust and retention account , Lead Bank will deduct the define Percentage as per deduced time to time from the Cash inflow of the Company and distribute among all the Lenders Upon the basis of its Proportionate Lending exposure.

21. Other Financial Liabilities

(in ₹ Crore)

Particulars	As at 31st March 2022	As at 31st March 2021
13,880,000 (0.01%) (March 31, 2021 13,880,000) Cumulative redeemable preference shares	11.02	10.21
Retention money withheld from sub-contractor		
Unsecured		
- Retention and withheld Deposits	18.91	20.73
	29.93	30.94

22. Non-current Provisions

(in ₹ Crore)

Particulars	As at 31st March 2022	As at 31st March 2021
Provision for employee benefits (refer note 42)		
Compensated absences	0.30	0.28
Gratuity	0.61	0.59
	0.91	0.87

23. Other non-current Liabilities

(in ₹ Crore)

Particulars	As at 31st March 2022	As at 31st March 2021
Advances from customers		
Secured*		
- From related parties	3.64	14.62
- From others	2.16	5.70
Unsecured		
- From related parties	0.08	0.51
- From others	1.27	1.80
	7.15	22.63

24. Trade Payables (non current)

(in ₹ Crore)

Particulars	As at 31st March 2022	As at 31st March 2021
Trade payables		
- total outstanding dues of micro enterprises and small enterprises;	-	-
- total outstanding dues of creditors other than micro enterprises and small enterprises	28.72	28.72
	28.72	28.72

Foot Note:

Ageing Schedule for Trade Payable- March 31, 2022

(in ₹ Crore)

Particulars	Outstanding as at March 31, 2022 from due date of payment				
	Less than 1 year	1-2 Year	2-3 Year	"More than 3 years"	Total
(i) Micro enterprises and small enterprises					
(ii) Other than micro enterprises and small enterprises	0.59	2.84	2.33	22.96	28.72
(iii) Micro enterprises and small enterprises -Disputed Dues					
(iv) Other than micro enterprises and small enterprises-Disputed Dues					
Total	0.59	2.84	2.33	22.96	28.72

Ageing Schedule for Trade Payable- March 31, 2021

(in ₹ Crore)

Particulars	Outstanding as at March 31, 2021 from due date of payment				
	Less than 1 year	1-2 Year	2-3 Year	"More than 3 years"	Total
(i) Micro enterprises and small enterprises					
(ii) Other than micro enterprises and small enterprises	-	2.92	20.64	5.16	28.72
(iii) Micro enterprises and small enterprises -Disputed Dues					
(iv) Other than micro enterprises and small enterprises-Disputed Dues					
Total	-	2.92	20.64	5.16	28.72

25. Borrowings - Current

(in ₹ Crore)

Particulars	As at 31st March 2022	As at 31st March 2021
Secured From Banks		
- Cash credit facilities	177.66	191.61
Total current borrowings	177.66	191.61

**For details refer note i of note 20

26. Trade Payables (Current)

(in ₹ Crore)

Particulars	As at 31st March 2022	As at 31st March 2021
Trade payables		
- total outstanding dues of micro enterprises and small enterprises;	0.79	-
- total outstanding dues of creditors other than micro enterprises and small enterprises	20.54	17.07
	21.33	17.07

Foot Note:

Ageing Schedule for Trade Payable- March 31, 2022

(in ₹ Crore)

Particulars	Outstanding as at March 31, 2022 from due date of payment				
	Less than 1 year	1-2 Year	2-3 Year	More than 3 years	Total
(i) Micro enterprises and small enterprises	-	0.71	0.04	0.04	0.79
(ii) Other than micro enterprises and small enterprises	10.49	2.60	2.51	4.94	20.54
(iii) Micro enterprises and small enterprises -Disputed Dues					
(iv) Other than micro enterprises and small enterprises-Disputed Dues					
Total	10.49	3.31	2.55	4.98	21.33

Ageing Schedule for Trade Payable- March 31, 2021

(in ₹ Crore)

Particulars	Outstanding as at March 31, 2021 from due date of payment				
	Less than 1 year	1-2 Year	2-3 Year	More than 3 years	Total
(i) Micro enterprises and small enterprises					
(ii) Other than micro enterprises and small enterprises	6.83	4.82	0.52	4.90	17.07
(iii) Micro enterprises and small enterprises -Disputed Dues					
(iv) Other than micro enterprises and small enterprises-Disputed Dues					
Total	6.83	4.82	0.52	4.90	17.07

Note:

- i. For trade payables to related parties please refer note 43
- ii. Refer note 41 for dues to micro and small enterprises.
- iii. The company's exposure to currency and liquidity risks related to trade payables are disclosed in Note 45
- iv. Other creditor are non interest bearing and are normally settled in normal trade cycle.

27. Other Financial Liabilities

(in ₹ Crore)

Particulars	As at 31st March 2022	As at 31st March 2021
Current maturities of non-current loan- working capital term loan	77.47	70.63
Current maturities of non-current loan- funded interest term loan	20.52	21.62
Current maturities of non-current loan-term loan	0.04	6.55
Interest accrued and due on borrowings	18.16	37.69
Employee related payable	1.76	1.76
Expenses payable	0.89	0.98
Less: Ind As Adjustment transfer to working capital loan	-	-
	118.84	139.23

28. Other Current Liabilities

(in ₹ Crore)

Particulars	As at 31st March 2022	As at 31st March 2021
Advances against material	1.60	2.53
Statutory dues payable	8.44	6.40
	10.04	8.93

29. Current Provisions

(in ₹ Crore)

Particulars	As at 31st March 2022	As at 31st March 2021
Provision for employee benefits (refer note 42)		
Compensated absences	0.04	0.04
Gratuity	0.03	0.03
	0.07	0.07

30. Revenue from Operations

(in ₹ Crore)

Particulars	As at 31st March 2022	As at 31st March 2021
Civil contracts	139.76	133.89
Real estate	3.27	0.93
Escalation claims & others	7.76	-
Profit share from Joint Ventures / Joint Operations	1.81	2.87
Rent income on investment property net of expenses (refer note 4)	7.53	4.02
	160.13	141.71

(i) Information required as per Ind AS 115

The Company operates from one geographical segment i.e. in India and accordingly, information related to disaggregation of revenue as per geographical markets are not applicable.

(ii) Changes in contract assets are as follows:-

Balance at the beginning of the year	-	5.89
Addition during the year	18.44	-
Amount billed during the year	-	5.89
Balance at the end of the year	18.44	-

(iii) *Profit from Joint Operations in last year includes for the year 2020-21

31. Other Income

(in ₹ Crore)

Particulars	As at 31st March 2022	As at 31st March 2021
Interest income on		
- Fixed deposits	0.17	0.14
- Arbitration award	1.64	4.74
Rental income	0.42	0.48
Miscellaneous income	0.22	0.55
Interest received on income tax refund	-	0.20
Profit on sale of property, plant and equipment	0.00	-
Reversal of Expected credit loss	-	15.68
Reversal of provision for loans given to subsidiary	1.74	-
	4.19	21.79

32. Cost of Material Consumed

(in ₹ Crore)

Particulars	As at 31st March 2022	As at 31st March 2021
Raw material consumed	12.40	11.08
	12.40	11.08
Project development cost	47.89	77.69
Stores and spares consumed	0.50	6.11
Machinery rental charges (net)	0.58	2.28
Freight and cartage	0.09	0.02
Real estate - cost of sale	2.01	1.74
	63.47	98.91

33. Changes in inventories of work in Progress

(in ₹ Crore)

Particulars	As at 31st March 2022	As at 31st March 2021
Opening work in progress	215.51	243.51
Closing work in progress	165.96	217.86
	49.55	25.65

34. Employee Benefit Expense

(in ₹ Crore)

Particulars	As at 31st March 2022	As at 31st March 2021
Salaries, wages and other benefits	3.20	3.27
Contribution to provident and other funds	0.03	0.02
Gratuity and leave encashment	0.12	0.00
Staff welfare expense	0.12	0.19
	3.47	3.48

35. Finance Cost

(in ₹ Crore)

Particulars	As at 31st March 2022	As at 31st March 2021
Interest expense*		
- borrowings/advances	18.94	16.36
- statutory dues	0.00	0.04
Other borrowing cost	0.80	0.95
	19.74	17.35

36. Depreciation and Amortisation Expense

(in ₹ Crore)

Particulars	As at 31st March 2022	As at 31st March 2021
Depreciation on property, plant and equipment (refer note 3)	2.12	4.21
Amortisation of intangible assets & IP (refer note 5)	1.09	0.05
	3.21	4.26

37. Other Expenses

(in ₹ Crore)

Particulars	As at 31st March 2022	As at 31st March 2021
Other Expenses		
Advertisement and publicity	0.01	0.00
Business promotion expenses	0.21	0.01
Director sitting fee	0.04	0.04
Property tax	0.01	0.03
Books and periodicals	0.00	0.00
Filing fees	0.00	0.00
Office expenses	0.25	0.24
Postage and courier	0.02	0.03
Telephone expenses	0.11	0.12
Printing and stationery	0.08	0.06
Legal and professional	0.96	1.23
Rent	0.33	0.18
Repair and maintenance to		
-Building	0.00	0.02
-others	0.11	0.10
Miscellaneous expenses written off	0.00	0.00
Tender fee	0.18	0.03
Travelling and conveyance	0.26	0.23
Interest expense	0.00	0.01
Vehicle running expenses	0.02	0.06
Festival expenses	0.00	-
Donation	0.16	0.11
Other administrative expenses	0.72	0.74
Penalties	0.23	0.09
Royalty	0.00	0.34
Provision for impairment Allowances	9.39	3.70
Provision for Impairment allowances of Trade Receivables	1.66	1.87
Total other Expenses	14.74	9.24
Footnote:		
(i) Payment of remuneration to auditors (excluding GST)	0.06	0.06
	0.06	0.06

38. Exceptional Items

(in ₹ Crore)

Particulars	As at 31st March 2022	As at 31st March 2021
Excess credit written Back	19.06	35.08
Liability/asset no longer required hence written back / off - exceptional	(19.97)	(30.96)
	(0.91)	4.12

39. Earnings per Share

(in ₹ Crore)

Particulars	As at 31st March 2022	As at 31st March 2021
Basic earnings per share (In Rs.)	2.44	(0.01)
Diluted earnings per share (In Rs.)	2.44	(0.01)
Nominal value per share (in Rs.)	10.00	10.00
Footnotes:		
(a) Profit attributable to equity shareholders Profit for the year	7.07	(0.11)
Profit attributable to equity holders of the company for Basic and Diluted EPS	7.07	(0.11)
(b) Weighted average number of shares used as the denominator		
Opening balance of issued equity shares	2.90	2.90
Effect of shares issued during the year, if any	-	-
Weighted average number of equity shares for Basic and Diluted EPS	2.90	2.90

(c) At present, the Company does not have any dilutive potential equity share.

40. Contingent liabilities and commitments

Guarantee:

- i) Guarantees given by banks towards performance, financial and contractual commitments on behalf of the Company Rs. 96.01 Crores (previous year Rs 113.34 Crores).

Income Tax:

- ii) Income tax demand (including interest) of Rs. 1.35 Crores (Previous Year-1.64 Crores) under section 153A/143(3) of Income Tax Act, 1961 as the same is under appeal with I.T Authorities for the Block Assessment Period for the AY 2005-06 to 2011-12. However the Income tax department has adjusted this (100 % o/s demand) against outstanding refunds shown under " Advance income tax & TDS (Net of Provision for income tax) , for the Block Assessment Period AY 2005-06 to 2011-12. Currently all the cases are Pending before ITAT Delhi Bench.

Income tax demand (including interest) of Rs. 7.19 Crores (Previous Year- Nil) under section 153A/143(3) of Income Tax Act, 1961 as the same is under appeal with I.T Authorities for the AY 2013-14.

Income tax demand (including interest) of Rs. 18.35 Crores (Previous Year- Nil) under section 153A/143(3) of Income Tax Act, 1961 as the same is under appeal with I.T Authorities for the Block Assessment Period AY 2015-16 to 2021-22. However the Income tax department has hold outstanding refunds shown under " Advance income tax & TDS (Net of Provision for income tax) , for the Period AY 2012-13 to 2021-22 due to the o/s Block Assessment demand for the Period AY 2015-16 to 2021-22 , in all cases company has filed an CIT (A) Guwahati , currently all the cases are pending in CIT office.

VAT:

- iii) VAT/Entry Tax liability against Lucknow Airport project is estimated to be approx Rs .0.95 Crores (Previous Year - 0.95 Crores)
- iv) VAT/Entry Tax liability for project executed in the state of West Bengal is estimated to be approx Rs.0.98 Crores (Previous Year - 0.98 Crores); Against the o/s demand company already Paid demand under protest of an total amount Rs. 0.80 Crores under Protest.
- v) Penalty for Non Submission of C Form under Lucknow Airport Project - Rs 0.72 Crores (Previous Year - Rs 0.72 Crores)

Other cases

- vi) The balance of security deposit/ retention money, earnest money, withheld money, trade receivables, loans & advances and trade payables are subject to their confirmation.
- vii) M/s. Pushpa Sales Private Limited (MSME Registered Company) filed a case against the Company before the MSME Bench , on dated 17-02-2020 MSME Bench passed an order and signed on dated 28-05-2020 against the Company and direct to pay Rs. 25,16,742/- (Principal amount) and Rs. 13,13,612/- (Interest amount) ; Company filed an appeal on that matter in the Higher Court and paid an total amount Rs. 17,56,033 /- and balance amount deposited under protest in the form of FDR under Protest of an total amount Rs. 11,16,732 /- . Appeal Proceedings are pending in the office of respective authority.

41. Disclosures relating to suppliers registered under Micro, Small and Medium Enterprise Development Act, 2006:

(in ₹ Crore)

Particulars	As at 31st March 2022	As at 31st March 2021
The principal amount and the interest due thereon remaining unpaid to any MSME supplier as at the end of each accounting year included in:		
Principal amount due to micro and small enterprises	0.79	-
Interest due on above		
The amount of interest paid by the buyer in terms of section 16 of the MSMED ACT 2006 along with the amounts of the payment made to the supplier beyond the appointed day during each	-	-
The amounts of the payments made to micro and small suppliers beyond the appointed day during each accounting period.	-	-
The amount of interest due and payable for the year of delay in making payment (which have been paid but beyond the appointment day during the year) but without adding the Interest specified under the MSMED Act, 2006.	-	-
The amount of interest accrued and remaining unpaid at the end of each accounting year.	-	-
The amount of further interest remaining due and payable even in the succeeding years, until such date when the interest dues as above are actually paid to the small enterprise for the purpose of disallowance as a deductible under section 23 of the MSMED Act 2006.	-	-

42. Employee benefits

The company contributes to the following post-employment defined benefit plans in India.

(i) Defined contribution plans:

The company makes contributions, determined as a specified percentage of employee salaries, in respect of qualifying employees towards provident fund and EDLI, which are defined contribution plans. The company has no obligations other than to make the specified contributions. The contributions are charged to the statement of profit and loss as they accrue.

(in ₹ Crore)

Particulars	As at 31st March 2022	As at 31st March 2021
Employers contribution to provident fund	0.03	0.02

(ii) Defined benefit plan:

Gratuity

The Company operates a post-employment defined benefit plan for Gratuity. This plan entitles an employee to receive half month's salary for each year of completed service at the time of retirement/exit. The gratuity liability is entirely unfunded. The present value of obligation is determined based on actuarial valuation using the Projected Unit Credit Method, which recognises each period of service as giving rise to additional employee benefit entitlement and measures each unit separately to build up the final obligation.

The most recent actuarial valuation of present value of the defined benefit obligation for gratuity were carried out as at March 31, 2022. The present value of the defined benefit obligations and the related current service cost and past service cost, were measured using the Projected Unit Credit Method.

(in ₹ Crore)

Particulars	As at 31st March 2022	As at 31st March 2021
A. Based on the actuarial valuation obtained in this respect, the following table sets out the status of the gratuity plan and the amounts recognised in the Company' financial statements as at balance sheet date:		
Net Defined Benefit (Asset)/Liability		
Gratuity (unfunded)	0.65	0.62
Total Employee Benefit Liabilities	0.65	0.62
Non-current	0.61	0.48
Curren	0.03	0.14

B. Movement in net Defined Benefit (Asset)/Liability

The following table shows a reconciliation from the opening balances to the closing balances for net defined benefit liability and its components:

(in ₹ Crore)

Particulars	Year Ended at March 31, 2022			Year Ended at March 31, 2021		
	Defined benefit obligation	Fair value of plan assets	Net defined benefit (asset) / liability	Defined benefit obligation	Fair value of plan assets	Net defined benefit (asset) / liability
Balance at the beginning of the year	0.62	-	0.62	0.63	-	0.63
Included in profit or loss						
Current service cost	0.07	-	0.07	0.07	-	0.07
Interest cost (income)	0.04	-	0.04	0.04	-	0.04
	0.11	-	0.11	0.11	-	0.11
Included in OCI						
Remeasurements loss (gain)						
- Actuarial loss (gain) arising from:						
- financial assumptions	0.03	-	0.03	0.00	-	0.00
- experience adjustments	0.03	-	0.03	(0.09)	-	(0.09)
	0.06	-	0.06	(0.09)	-	(0.09)
Other						
Benefits paid	(0.13)	-	(0.13)	(0.03)	-	(0.03)
	(0.13)	-	(0.13)	(0.03)	-	(0.03)
Balance at the end of the year	0.66	-	0.66	0.63	-	0.63

Expenses recognised in the statement of profit and loss

(in ₹ Crore)

Particulars	As at 31st March 2022	As at 31st March 2021
Service cost	0.07	0.07
Net interest cost	0.04	0.04
	0.11	0.11

C. Plan Assets

The scheme is unfunded and the unfunded accrued cost is recognised through a reserve in the Accounts of the Company.

D. Actuarial Assumptions

a) Economic Assumptions

The principal assumptions are the discount rate and salary growth rate. The discount rate is based upon the market yields available on government bonds at the accounting date with a term that matches that of liabilities. Salary increase rate takes into account of inflation, seniority, promotion and other relevant factors on long term basis. Valuation assumptions are as follows which have been selected by the company.

Particulars	As at 31st March 2022	As at 31st March 2021
Discount rate	6.98%	6.53%
Expected rate of future salary increase	6.00%	5.00%

b) Demographic Assumptions

Particulars	As at 31st March 2022	As at 31st March 2021
i) Retirement age (years)	58	58
ii) Mortality rates inclusive of provision for disability	IALM (2012-14)	IALM (2012-14)
iii) Withdrawal rate	5.00%	5.00%

E. Sensitivity Analysis

Reasonably possible changes at the reporting date to one of the relevant actuarial assumptions, holding other assumptions constant, would have affected the defined benefit obligation by the amounts shown below.

Sensitivity due to mortality is not material and hence impact of change not calculated. Sensitivity as to rate of inflation, rate of increase of pensions in payment, rate of increase of pensions before retirement & life expectancy are not applicable being a lump sum benefit on retirement.

(in ₹ Crore)

Particulars	As at March 31, 2022		As at March 31, 2021	
	Increase	Decrease	Increase	Decrease
Discount rate (1% movement)	0.60	0.70	0.58	0.67
Expected rate of future salary increase (1% movement)	0.70	0.60	0.67	0.58
Withdrawal rate (1% movement)	0.65	0.64	0.63	0.62

Description of risk exposures:

Valuations are based on certain assumptions, which are dynamic in nature and vary over time. As such company is exposed to various risks as follow -

- A) Salary increases-** Actual salary increases will increase the Plan's liability. Increase in salary increase rate assumption in future valuations will also increase the liability.
- B) Investment risk –** If Plan is funded then assets liabilities mismatch & actual investment return on assets lower than the discount rate assumed at the last valuation date can impact the liability
- C) Discount rate–**Reduction in discount rate in subsequent valuations can increase the plan's liability.
- D) Mortality & disability –** Actual deaths and disability cases proving lower or higher than assumed in the valuation can impact the liabilities.
- E) Withdrawals –** Actual withdrawals proving higher or lower than assumed withdrawals and change of withdrawal rates at subsequent valuations can impact Plan's liability."

F. Expected maturity analysis of the defined benefit plans in future years

(in ₹ Crore)

Particulars	As at 31st March 2022	As at 31st March 2021
Duration of defined benefit obligation		
Less than 1 year	0.07	0.15
Between 1-2 years	0.03	0.03
Between 2-5 years	0.22	0.11
Over 5 years	0.90	0.80
Total	1.23	1.09

43. Segment Information

A. Basis of Segment

Segment information is presented in respect of the company's key operating segments. The operating segments are based on the company's management and internal reporting structure. The chief operating decision maker identifies primary segments based on the dominant source, nature of risks and returns and the internal organisation and management structure. The operating segments are the segments for which separate financial information is available and for which operating profit/loss amounts are evaluated regularly. All operating segments' operating results are reviewed regularly by the board of directors to make decisions about resources to be allocated to the segments and assess their performance.

The 'Board of Directors' have been identified as the Chief Operating Decision Maker ('CODM'), since they are responsible for all major decision w.r.t. the preparation and execution of business plan, preparation of budget, planning, expansion, alliance, joint venture, merger and acquisition, and expansion of any facility.

The Company's board examines the Company's performance both from a product and geographic perspective and have identified the following reportable segments of its business:

Reportable segments	Operations
a) EPC Division	BIL has its own EPC Division providing complete turnkey (LST) solutions to Infrastructure Projects right from conceptualizing, planning, designing, engineering, procurement, erection finishing with a high level of satisfaction handing over.
b) Real Estate Division	In Real Estate Division BIL has inventories of Shopping Mall City Centre & Industrial Park as the end of reporting period.

The Company's board reviews the results of each segment on a quarterly basis. The Company's board of directors uses Profit before tax to assess the performance of the operating segments.

B. Information About Reportable Segments

Segment assets, segment liabilities and Segment profit and loss are measured in the same way as in the financial statements.

Information regarding the results of each reportable segment is included below. Performance is measured based on segment profit (before tax), as included in the internal management reports that are reviewed by the Company's Board of Directors. Segment profit is used to measure performance as management believes that such information is the most relevant in evaluating the results of certain segments relative to other entities that operate within these industries. Inter-segment pricing, if any, is determined on an arm's length basis.

Year ended March 31, 2022

(in ₹ Crore)

Segment Revenue	EPC Divison	Real Estate Division	Total
Segment revenue	149.33	3.27	152.60
Total segment revenue	149.33	3.27	152.60
Segment results	2.37	1.26	3.63
Segment assets	468.32	106.83	575.15
Capital expenditure	-	-	-
Segment liabilities	373.86	56.70	430.56

Year ended March 31, 2021

(in ₹ Crore)

Segment Revenue	EPC Divison	Real Estate Division	Total
Segment revenue	133.89	0.93	134.82
Total segment revenue	133.89	0.93	134.82
Segment results	(2.74)	(0.81)	(3.55)
Segment assets	490.13	110.43	600.56
Capital expenditure	-	-	-
Segment liabilities	397.64	63.62	461.25

C. Reconciliations of Information on Reportable Segments

(in ₹ Crore)

Particulars	As at 31st March 2022	As at 31st March 2021
Revenue		
EPC	149.33	133.89
Real Estate	3.27	0.93
	152.60	134.82
Profit before tax		
EPC	2.37	(2.74)
Real Estate	1.26	(0.81)
	3.63	(3.55)
Unallocable Income	7.53	4.02
Tax expense	4.05	0.58
Profit after tax	7.11	(0.11)
Other comprehensive income		
Items that will not be reclassified to profit or loss	(0.04)	0.06
Total Comprehensive Income	7.07	(0.05)

D. Geographical Segment

Since the Company deals in single geographical area, there are no separate reportable geographical segments and accordingly disclosures related to geographical segments are not provided.

E. "Major customers

During the years ended March 31, 2022 following Customers represents 10% or more of the Company total revenue:"

Name of the Project	Amount in Crores	% of the total turnover
Unity-BIL JV Diphu Medical College	33.15	20.63

44. Related Party Disclosures

In accordance with the requirements of Ind AS 24 on Related Party Disclosures, the names of the related parties where control exists and/or with whom transactions have taken place during the year and description of relationships, as identified and certified by the management are:

(a) List of Related Parties

<u>Relationship</u>	<u>Name of Related Party</u>
(i) Subsidiaries Companies	Brahmaputra Concrete bengal Pvt Ltd Brahmaputra Concrete Pvt Ltd
(ii) Joint Ventures / Joint Operation	BIL-BLA-GSCO (JV) BLA Brahmaputra Consortium Ltd (JV) Brahmaputra Consortium Ltd (JV) Brahmaputra Infrastructure Limited-PKV (JV) BTS Brahmaputra Consortium Ltd (JV) DRA Brahmaputra Consortium Ltd (JV) DRA-BLA-BCL(JV) DRA-Brahmaputra Infrastructure Ltd.(JV) DRAIPL-Brahmaputra Infrastructure Limited (JV) GPL- Brahmaputra Consortium Ltd (JV) IPL-Brahmaputra Infrastructure Ltd. (JV) KB- Brahmaputra Consortium Ltd (JV) KMC-Brahmaputra Infrastructure Limited (JV) Madhava- Brahmaputra Consortium Ltd (JV) PCL- Brahmaputra Consortium Ltd (JV) SMSIL BCL (Joint Venture) SMSIL-BIL (Joint Venture) Supreme-Brahmaputra Infrastructure Limited (JV) Unity- Brahmaputra Infrastructure Ltd. (JV) VKGA - Brahmaputra - Tribeni (JV) RA- BIL (JV) Brahmaputra - VKGA (JV)
(iii) Group Companies	Brahmaputra Finlease Pvt. Ltd Brahmaputra Overseas Ltd. Brahmaputra Projects Ltd. Brahmaputra Promoters & Developers Ltd. Brahmaputra Realtor Pvt Ltd M.L.Singhi & Associates Pvt Ltd Anjanee Estates Private Limited Brahmaputra Promoters & Planners Pvt Ltd Brahmaputra Property Management Services Pvt. Ltd.

(iv) Key Management Personnel,
their relatives & Directors

Anita Prithani
Kiran Prithani
Manoj Kumar Prithani
Samjay Kumar Mozika
Sanjeev Kumar Prithani
Shobna Prithani
Late. Suresh Kumar Prithani
Suresh Kumar Prithani HUF
Manoj Kumar Prithani HUF
Late. Siw Prasad Agarwalla
Geeta Debi Agarwalla
Siw Prasad Agarwalla & Sons
Sanjeev Kumar Prithani & Sons
Vivek Malhotra Company Secretary
Narendra Nath Batabayal (ID)
Lalit Kumar (ID)
Anju Kumari (ID)

(b) "Disclosures of related parties/ Related Party Transactions Pursuant to Ind As 24: Related Party Transactions Disclosures for the year ended March 31, 2022"

A Name of related parties and nature of relationship

Sl.No.	Particulars	Country	Holding as at March 31, 2022	Holding as at March 31, 2021
I) Group Companies				
1.	BCL JV	India	49.00	49.00
2.	BIL-BLA-GSCO (JV)	India	60.00	60.00
3.	BLA-BCL JV	India	50.00	50.00
4.	BTS Brahmaputra Consortium Ltd (JV)	India	49.00	49.00
5.	DRA Brahmaputra Consortium Ltd (JV)	India	49.00	49.00
6.	DRA-Brahmaputra Infrastructure Ltd.(JV)	India	49.00	49.00
7.	DRA-BLA-BCL(JV)	India	25.00	25.00
8.	DRAIPL-BIL JV	India	49.00	49.00
9.	GPL- Brahmaputra Consortium Ltd (JV)	India	49.00	49.00
10.	IPL-Brahmaputra Infrastructure Ltd. (JV)	India	49.00	49.00
11.	KB- Brahmaputra Consortium Ltd (JV)	India	49.00	49.00
12.	KMC-Brahmaputra Infrastructure Limited (JV)	India	49.00	49.00
13.	Madhava- Brahmaputra Consortium Ltd (JV)	India	49.00	49.00
14.	PCL- Brahmaputra Consortium Ltd (JV)	India	49.00	49.00
15.	SMSIL BCL (Joint Venture)	India	49.00	49.00
16.	SMSIL-BIL (Joint Venture)	India	49.00	49.00
17.	Supreme-Brahmaputra Infrastructure Limited (JV)	India	38.00	38.00
18.	Unity- Brahmaputra Infrastructure Ltd. (JV)	India	49.00	49.00
19.	Brahmaputra Infrastructure Limited-PKV (JV)	India	60.00	60.00
20.	Brahmaputra-VKGA(JV)	India	51.00	51.00
21.	VKGA - Brahmaputra - Tribeni (JV)	India	24.50	24.50
22.	RA- BIL (JV)	India	49.00	49.00
23.	NCDC-Brahmaputra	India	51.00	51.00
24.	Brahmaputra-Mk-Pushpa(JV)	India	51.00	51.00
25.	Brahmaputra Infrastructure Limited-Ganesh construction Pvt Ltd (JV)	India	51.00	51.00
26.	JCC Infrastructure-BIL(JV)	India	30.00	30.00
27.	PCPL and BIL(JV)	India	45.00	45.00

ii List of transaction with related parties as follows

(in ₹ Lacs)

Sl. No.	Particulars	Nature of expense	Year Ended March 31, 2022	Year Ended March 31, 2021
1	Brahmaputra Finlease Pvt. Ltd	Group company		
	Inter corporate loan given/repaid		51.05	453.45
	Inter corporate loan receive		101.77	248.47
	Interest on loan		26.51	1.84
2	Brahmaputra Projects Ltd.	Group company		
	Inter corporate loan given/repaid		5.04	5.04
3	Brahmaputra Realtor Pvt Ltd	Group company		
	Inter corporate loan given/repaid		-	-
	Inter corporate loan receive		3.00	3.00
4	M.L.Singhi & Associates Pvt Ltd	Group company		
	Inter corporate loan given/repaid		1.91	255.10
	Inter corporate loan receive		-	-
	Interest on loan		220.70	208.26
5	Meghalaya Infratech Limited	Group company		
	Write off		-	327.25
6	Bengal Brahmaputra Realty Limited	Group company relative of promoter		
	Inter corporate loan given/repaid		59.94	59.93
	Retention money released		-	-
	Write off		147.90	-
	Retention money deducted during the year/ released to subcontractor	-	-	-
7	BIL-BLA-GSCO JV	Joint-Venture		
	Investment made during the year		-	1.40
	Investment withdrawn during the year		-	-
	Write off		-	867.97
8	BLA-BCL JV	Joint-operations		
	Investment made during the year		-	0.01
	Investment withdrawn during the year		-	0.01
	Profit from joint venture		0.00	0.90
9	BTS-BCL JV	Joint-operations		
	Loss from joint venture		-	3.26
10	DRA-BIL JV	Joint-operations		
	Investment made during the year		0.23	3.08
	Investment withdrawn during the year		-	-
	Profit from joint venture		-	1.00
	Loss from joint venture		0.51	-

(in ₹ Lacs)

Sl. No.	Particulars	Nature of expense	Year Ended March 31, 2022	Year Ended March 31, 2021
11	DRA-BLA-BCL JV	Joint-venture		
	Contract received		-	3,291.28
	Investment made during the year		18.97	4,028.86
	Investment withdrawn during the year		829.41	1,041.83
	Loss from joint venture		0.96	-
	Profit from joint venture		0.00	0.96
12	DRAIPL-BIL JV	Joint-operations		
	Investment made during the year		-	0.09
	Profit from joint venture		-	0.50
	Contract received		-	263.50
	Claims		205.78	-
	Loss from joint venture		6.83	-
13	GPL-BCL JV	Joint-venture		
	Investment made during the year		-	-
	Investment withdrawn during the year		-	-
	Loss from joint venture		-	-
	Profit from joint venture		-	8.27
14	IPL-BIL JV	Joint-operations		
	Investment made during the year		30.15	-
	Investment withdrawn during the year		22.31	-
	Claim received during the year		2,146.73	1,357.88
	Loss from joint venture		3.57	-
	Loans taken/received back during the year		-	-
15	KB BCL JV	Joint-operations		
	Investment made during the year		-	-
	Investment withdrawn during the year		-	-
	Profit from joint venture		0.00	1.21
16	KMC-BIL JV	Joint-operations		
	Investment made during the year		1.10	1.24
	Investment withdrawn during the year		28.00	-
	Claims		521.02	-
	Retention money released during the year		-	-
	Withheld money released during the year		-	-
	Loss from Joint venture		2.13	-
17	Loss from Joint venture	Joint-operations		
	Investment made during the year		0.12	0.01
	Investment withdrawn during the year		-	36.51
	Profit from joint venture		11.71	22.79
	Contract received		-	45.24

(in ₹ Lacs)

Sl. No.	Particulars	Nature of expense	Year Ended March 31, 2022	Year Ended March 31, 2021
18	PCL BCL JV	Joint-operations		
	Investment made during the year		-	0.02
	Investment withdrawn during the year		231.92	-
	Loss from joint venture		0.01	0.01
19	SMSIL-BCL JV	Joint-operations		
	Loss from Joint venture		1.48	-
20	SMSIL-BIL JV			
	Profit from joint venture		-	1.46
21	Supreme-BIL JV	Joint-operations		
	Investment made during the year		0.05	-
	Investment withdrawn during the year		13.48	-
	(Loss)/profit from Joint venture		0.01	0.01
22	Unity-BIL JV	Joint-operations		
	Investment made during the year		511.78	1,501.73
	Investment withdrawn during the year		429.95	899.96
	Contract received/sale of assets		3,315.14	2,824.28
	Mob advances repaid/write off during the year		-	-
	Secured received during the year		-	111.21
	Secured repaid during the year		92.85	116.99
	Retention money deducted during the year		96.25	189.44
	Retention money released during the year		-	-
	Withheld money deducted during the year		-	129.81
	Withheld money released during the year		129.81	-
	Loss from joint venture		34.25	-
23	BIL-PKVJV	Joint-operations		
	Investment made during the year		17.27	0.72
	Investment withdrawn during the year		34.39	56.00
	Interest on loan paid/subcontract during the year		-	-
	Retention money deducted during the year		-	-
	Retention money released during the year		-	-
	Withheld money deducted during the year		-	-
	Withheld money released during the year		-	-
	Profit from joint venture		(6.15)	25.96
24	Brahmaputra VKGA JV	Joint-operations		
	Profit from joint venture		-	3.07
25	VKGA-Brahmaputra-Triveni JV	Joint-operations		
	Investment made during the year		18.91	-
	Profit from Joint venture		(4.44)	108.54
26	Brahmaputra -VKGA (JV) Bilaspur Project			
	Profit from Joint venture		(46.65)	
27	NCDC-Brahmaputra JV	Joint-operations		
	Profit from joint venture		(104.67)	17.49

(in ₹ Lacs)

Sl. No.	Particulars	Nature of expense	Year Ended March 31, 2022	Year Ended March 31, 2021
28	BIL GKCPL JV Profit from joint venture	Joint-operations		76.65
29	Brahmaputra-MK-PUSHPA JV Profit from Joint venture Advance from customers	Joint-operations	(48.43) -	- 10.00
30	JCC INFRAPROJECTS - BIL (JV) Joint -operations Profit from Joint venture		(31.63)	-
31	PCPL & BIL (JV) Investment made during the year Profit from Joint venture	Joint -operations	40.44	
32	Anita Prithani Rent paid	Relative of key management	6.00	6.00
33	Kiran Prithani Rent paid	Relative of key management	4.80	4.80
34	Manoj Prithani Salary paid Perks paid	Key management	16.80 29.43	16.80 4.32
35	Vivek (GM Finance & company secretary) Salary paid	Key management	11.10	9.00
36	Narendra nath Batabayal Sitting fee	Independent Director	2.40	2.40
37	Anuj Kumari Sitting fee	Independent Director	0.60	1.00
38	Lalit Kumar Sitting fee	Independent Director	0.60	0.70
39	Bramaputra concrete bengal pvt Ltd Interest on loan	Subsidiary Director	-	5.93
40	Bramaputra concrete Pvt Ltd Interest on loan Loan given	Subsidiary Director	- -	27.35 -

(iii) Out standings Balance with Related Parties are as Follows

(in ₹ Lacs)

Sl.No.	Particulars	Nature of Relation	Year Ended March 31, 2022		Year Ended March 31, 2021	
			Receivable from	Payable to	Receivable from	Payable to
1	Brahmaputra Finlease Pvt. Ltd Intercorporate loan	Group company	-	271.87	-	194.64
2	Brahmaputra Overseas Ltd	Group company				
3	Brahmaputra Projects Ltd Trade receivable	Group company	-	4.02	12.33	12.32
4	Brahmaputra Promoters & Developers Ltd Trade receivable	Group company	0.02	-	0.02	-
5	Brahmaputra Realtor Pvt Ltd Trade receivable	Group company	-	-	-	3.00
6	M.L. Singhi & Associates Pvt Ltd Incorporate loans	Group company	-	1,978.53	-	1,759.74
7	Anjanees Estates Private Ltd Trade receivable	Group company	40.98	-	40.98	-
8	Brahmaputra Promoters & Planners Ltd Trade receivable	Group company	0.08	-	0.07	-
9	Bengal Brahmaputra Realty Limited Trade receivable	Group Company of relative of Promoter	-	-	87.97	-
10	BCL JV Investments Trade receivable Retention money	Joint-venture	6.44 - -	- - -	6.44 170.47 2.46	- - -
11	BLA-BCL JV Investments	Joint-venture	0.90	-	0.90	-
12	BTS-BCL JV Investments Trade receivable Withheld money	Joint-operations	11.23 - -	- - -	11.23 - 34.82	- - -
13	DRA-BCL JV Investments Trade receivable Withheld money Retention money	Joint-operations	82.09 - - -	- - - -	82.09 176.92 27.81 1.55	- - - -
14	DRA-BIL JV Investments Trade receivable Mob advance Withheld money Retention money	Joint-operations	- (486.96) - - -	0.28 - - -	- - - 17.38 101.30	4.08 - 818.61 - -
15	DRA-BLA-BCL JV Trade receivable	Joint-venture	540.72	-	1,351.15	-
16	DRAIPL-BIL JV Investments Trade receivable	Joint-operations	- 205.78	6.83 -	- 205.78	- -

(in ₹ Lacs)

Sl.No.	Particulars	Nature of Relation	Year Ended March 31, 2022		Year Ended March 31, 2021	
			Receivable from	Payable to	Receivable from	Payable to
17	GPL-BCL JV	Joint-venture				
	Investments		349.34	-	349.34	-
18	IPL-BIL JV	Joint-operations				
	Investments		43.19	-	38.92	-
	Trade receivable		-	-	2,146.73	-
	Withheld money		-	-	84.27	-
	Claim receivables		-	-	-	-
19	KB BCL JV	Joint-operations				
	Investments		13.29	-	13.29	-
	Withheld money		63.64	-	63.64	-
	Retention money		125.57	-	125.57	-
20	KMC-BIL JV	Joint-operations				
	Investments		191.78	-	220.81	-
	Trade receivable		-	-	210.18	-
	Mob advance		-	-	-	358.32
	Secured advances		-	-	-	-
	Retention money		-	-	88.36	-
	Withheld money		-	-	9.72	-
	Secured advance against BGs		521.02	-	-	-
21	Madhava BCL JV	Joint-operations				
	Investment		-	11.59	-	-
	Trade receivable		16.02	-	16.02	-
	Withheld money		8.40	-	8.40	-
	Retention money		0.84	-	0.84	-
	Claim receivables		804.88	-	906.11	-
	Secured advance against BGs		-	-	-	-
22	Madhava hytech JV					
	Investments		19.91	-	19.91	-
23	PCL BCL JV	Joint-operations				
	Investments		4.21	-	4.22	-
	Trade receivable		-	-	231.92	-
	Retention money		1.45	-	1.45	-
	Withheld money		9.11	-	9.11	-
	Claim receivables		1,048.14	-	816.22	-
24	SMSIL-BIL JV	Joint-operations				
	Investments		-	1.48	-	-
25	SMSIL-BIL JV					
	Investment		1.45	-	1.46	-
26	Supreme-BIL JV	Joint-operations				
	Investments		(6.44)	-	6.99	-
	Trade receivable		-	-	40.28	-
	Mob ddvance		-	-	-	285.32
	Retention money		9.82	-	9.82	-
	Withheld money		8.53	-	8.53	-

(in ₹ Lacs)

Sl.No.	Particulars	Nature of Relation	Year Ended March 31, 2022		Year Ended March 31, 2021	
			Receivable from	Payable to	Receivable from	Payable to
27	Unity-BIL JV	Joint-operations	40.28	-	-	-
	Investments		649.35	-	601.77	-
	Trade receivable		675.33	-	1,911.72	-
	Mob advance		-	50.41	-	143.26
	Withheld money		-	-	129.81	-
	Retention money		1,217.22	-	1,167.44	-
	Claim receivable		1,787.03	-	-	-
28	BIL-PKV JV	Joint-operations	-	10.97	-	26.64
	Investments		-	10.97	-	26.64
	Trade receivable		52.52	-	52.52	-
	Retention money		18.50	-	18.50	-
29	VKGA-Brahmaputra-Triveni JV	Joint-operations	28.37	-	9.46	-
	Investments		28.37	-	9.46	-
	Trade receivable		115.19	-	110.75	-
	Retention money		-	-	-	-
30	RA-BILJV Nagaon Project	Joint-operations	34.50	-	34.50	-
	Trade receivable		34.50	-	34.50	-
31	Brahmaputra-VKGA-JV Bilaspur project	Joint-operations	9.83	-	18.10	-
	Trade receivable		9.83	-	18.10	-
	Retention money		-	-	-	0.19
32	NCDC-Brahmaputra JV	Joint-operations	29.84	-	-	32.92
	Trade receivable		29.84	-	-	32.92
33	JCC INFRAPROJECTS - BIL (JV)		0.48	-	-	-
	Trade receivable		0.48	-	-	-
34	BIL GKCPL JV	Joint-operations	-	-	-	76.65
	Trade receivable		-	-	-	76.65
35	Brahmaputra-MK- PUSHPA JV	Joint-operations	242.62	-	-	-
	Trade receivable		242.62	-	-	-
	Advance from customers		-	-	-	10.00
36	Anita Prithani	Relative of key management	-	2.01	-	0.19
	Rent payable		-	2.01	-	0.19
37	Kiran Prithani	Relative of key management	0.43	-	1.55	-
	Rent payable		0.43	-	1.55	-
38	Manoj Prithani	Key management	-	4.15	-	3.46
	Salary payable		-	4.15	-	3.46
39	Vivek(AGM Finance & company secretary)	Key management	-	1.85	-	0.75
	Salary payable		-	1.85	-	0.75
40	Narendra nath Batabayal	Independent Director	-	1.11	-	1.14
	Sitting fee		-	1.11	-	1.14
41	Kuladhar saharia	Independent Director	-	4.05	-	4.05
	Directors sitting fees		-	4.05	-	4.05
42	Anuj Kumari	Independent Director	-	1.17	-	0.93
	Sitting fee		-	1.17	-	0.93
43	Lalit Kumar	Independent Director	-	0.73	-	0.65
	Sitting fee		-	0.73	-	0.65

(in ₹ Lacs)

Sl.No.	Particulars	Nature of Relation	Year Ended March 31, 2022		Year Ended March 31, 2021	
			Receivable from	Payable to	Receivable from	Payable to
44	Bramaputra concrete bengal pvt Ltd	Subsidiary Company				
	Investments		11.00	-	11.00	-
	Loan		66.04	-	65.82	-
	Interest receivables		23.71	-	23.71	-
45	Bramaputra concrete Pvt Ltd	Subsidiary Company				
	Investments		45.75	-	45.75	-
	Loan		304.37	-	304.37	-
	Interest receivables		135.92	-	135.92	-

45. Fair value Measurement and Financial Instruments

a) Financial Instruments – by category and fair values hierarchy

The following table shows the carrying amounts and fair value of financial assets and financial liabilities, including their levels in the fair value hierarchy.

i). As at March 31, 2022

(in ₹ Crore)

Particulars	Carrying Value				Fair Value Measurement Using		
	FVTPL	FVOCI	Amortised Cost	Total	Level 1	Level 2	Level 3
Financial assets							
Non-current							
Investment	-	0.01	9.89	9.89	0.1	9.88	-
Trade Recievable	-	-	30.08	30.08	-	-	30.08
Loans	-	-	1.21	1.21	-	-	-
Other financial assets	-	-	15.92	15.92	-	-	-
				-	-	-	-
Current					-	-	-
Trade receivables	-	-	29.60	29.60	-	-	-
Cash and cash equivalents	-	-	1.00	1.00	-	-	-
Other financial assets			23.89	23.89			
Total	-	-	111.59	111.60	-	9.88	30.08
Financial liabilities							
Non-current							
Borrowings	-	-	38.27	38.27	-	-	-
Other financial liability	-	-	29.93	29.93	-	-	-
Current							
Borrowings	-	-	177.66	177.66	-	-	-
Trade payables	-	-	21.33	21.33	-	-	-
Other financial liabilities	-	-	118.84	118.84	-	-	-
Total	-	-	386.04	386.04	-	-	-

ii). As at March 31, 2021

(in ₹ Crore)

Particulars	Carrying Value				Fair Value Measurement Using		
	FVTPL	FVOCI	Amortised Cost	Total	Level 1	Level 2	Level 3
Financial assets							
Non-current							
Investment	-		10.18	10.18	-	10.18	-
Trade Recievable	-	-	29.03	29.03	-	-	29.03
Loans	-	-	1.85	1.85	-	-	-
Other financial assets	-	-	27.88	27.88	-	-	-
Current							
Trade receivables	-	-	28.31	28.31	-	-	-
Cash and cash equivalents	-	-	1.31	1.31	-	-	-
Total	-	-	98.57	98.57	-	10.18	29.03
Financial liabilities							
Non-current							
Borrowings	-	-	23.50	23.50	-	-	-
Other financial liability	-	-	30.94	30.94	-	-	-
Current							
Borrowings	-	-	191.61	191.61	-	-	-
Trade payables	-	-	17.07	17.07	-	-	-
Other financial liabilities	-	-	139.23	139.23	-	-	-
Total	-	-	402.35	402.35	-	-	-

Level 1: It includes financial instruments measured using quoted prices.

Level 2: The fair value of financial instruments that are not traded in an active market is determined using valuation techniques which maximise the use of observable market data and rely as little as possible on entity specific estimates. If all significant inputs required to fair value an instrument are observable, the instrument is included in level 2.

Level 3: If one or more of the significant inputs is not based on observable market data, the instrument is included in level 3. The fair value of financial assets and liabilities included in Level 3 is determined in accordance with generally accepted pricing models based on discounted cash flow analysis using prices from observable current market transactions and dealer quotes of similar instruments.

The Company's borrowings have been contracted at floating rates of interest. Accordingly, the carrying value of such borrowings (including interest accrued but not due) which approximates fair value.

The carrying amounts of trade receivables, trade payables, cash and cash equivalents and other financial assets and liabilities, approximates the fair values, due to their short-term nature. Fair value of financial assets which includes bank deposits (due for maturity after twelve months from the reporting date) and security deposits is smiliar to the carrying value as there is no significant differences between carrying value and fair value.

The fair value for security deposits were calculated based on discounted cash flows using a current lending rate. They are classified as level 3 fair values in the fair value hierarchy due to the inclusion of unobservable inputs including counter party credit risk.

Valuation processes

The Management performs the valuations of financial assets and liabilities required for financial reporting purposes on a periodic basis, including level 3 fair values.

b) Financial risk management

The Company has exposure to the following risks arising from financial instruments:

- Credit risk
- Liquidity risk
- Interest rate risk

Risk management framework

The Company's Board of Directors has overall responsibility for the establishment and oversight of the Company's risk management framework. The Board of Directors have authorised senior management to establish the processes and ensure control over risks through the mechanism of properly defined framework in line with the businesses of the company.

The Company's risk management policies are established to identify and analyse the risks faced by the Company, to set appropriate risks limits and controls, to monitor risks and adherence to limits. Risk management policies are reviewed regularly to reflect changes in market conditions and the Company's activities.

The Company has policies covering specific areas, such as interest rate risk, foreign currency risk, other price risk, credit risk, liquidity risk, and the use of derivative and non-derivative financial instruments. Compliance with policies and exposure limits is reviewed on a continuous basis.

b). Financial Risk Management (Continued)

(i) Credit Risk

The maximum exposure to credit risks is represented by the total carrying amount of these financial assets in the balance sheet

(in ₹ Crore)

Particulars	As at 31st March 2022	As at 31st March 2021
Trade receivables	59.68	57.34
Cash and cash equivalents	1.00	1.31
Investment	9.89	10.18
Loans	1.21	1.85
Other financial assets	39.82	63.25

Credit risk is the risk of financial loss to the Company if a customer or counterparty to a financial instrument fails to meet its contractual obligations, and arises principally from the Company's receivables from customers.

The Company's credit risk is primarily to the amount due from customer and investments. The Company maintains a defined credit policy and monitors the exposures to these credit risks on an ongoing basis. Credit risk on cash and cash equivalents is limited as the Company generally invests in deposits with scheduled commercial banks with high credit ratings assigned by domestic credit rating agencies.

The maximum exposure to the credit risk at the reporting date is primarily from trade receivables. Trade receivables are unsecured and are derived from revenue earned from customers primarily located in India. The Company does monitor the economic environment in which it operates. The Company manages its Credit risk through credit approvals, establishing credit limits and continuously monitoring credit worthiness of customers to which the Company grants credit terms in the normal course of business.

On adoption of Ind AS 109, the Company uses expected credit loss model to assess the impairment loss or gain. The Company establishes an allowance for impairment that represents its expected credit losses in respect of trade receivable. The management uses a simplified approach (i.e. based on lifetime ECL) for the purpose of impairment loss allowance except JV partners. The company estimates amounts based on the business environment in which the Company operates, and management considers that the trade receivables are in default (credit impaired) when counterparty fails to make payments for receivable more than 365 days past due. However the Company based upon historical experience determine an impairment allowance for loss on receivables.

(in ₹ Crore)

Particulars	Gross carrying Amount As at 31st March 2022	Gross carrying Amount As at 31st March 2021
0-1 Year past due	29.44	43.65
1 to 2 Year past due	10.21	13.04
2 to 3 Year past due	5.63	8.83
3 to 4 Year past due	6.33	1.42
4 to 5 Year past due	10.32	31.41
Total	61.92	98.35

"Trade receivables as at year end primarily relate to revenue generated from rendering of services. Trade receivables are generally realised within the credit period."

This definition of default is determined by considering the business environment in which entity operates and other macro-economic factors. Further, the Company does not anticipate any material credit risk of any of its other receivables.

Movement in the allowance for impairment in respect of trade receivables:

(in ₹ Crore)

Particulars	For the year ended As at 31st March 2022	For the year ended As at 31st March 2021
Balance at the beginning	1.88	15.69
Impairment loss recognised	1.64	1.88
Impairment loss derecognised	(1.12)	(15.69)
Balance at the end	2.40	1.88

b). Financial Risk Management (Continued)

(ii) Liquidity risk

Liquidity risk is the risk that the Company will encounter difficulty in meeting the obligations associated with its financial liabilities that are settled by delivering cash or another financial asset. The Company's approach to managing liquidity is to ensure, as far as possible, that it will have sufficient liquidity to meet its liabilities when they are fallen due, under both normal and stressed conditions, without incurring unacceptable losses or risking damage to the Company's reputation.

The Company believes that its liquidity position, including total cash (including bank deposits under lien and excluding interest accrued but not due) of Rs 0.81 crore as at March 31, 2022 (March 31, 2021: Rs. 1.31 crore) and the anticipated future internally generated funds from operations will enable it to meet its future known obligations in the ordinary course of business.

Prudent liquidity risk management implies maintaining sufficient cash and marketable securities and the availability of funding through an adequate amount of credit facilities to meet obligations when due. The Company's policy is to regularly monitor its liquidity requirements to ensure that it maintains sufficient reserves of cash and funding from group companies to meet its liquidity requirements in the short and long term.

The Company's liquidity management process as monitored by management, includes the following:

- Day to day funding, managed by monitoring future cash flows to ensure that requirements can be met.
- Maintaining rolling forecasts of the Company's liquidity position on the basis of expected cash flows.

Exposure to liquidity risk

The following are the remaining contractual maturities of financial liabilities at the reporting date. The amounts are gross and undiscounted, and includes interest accrued but not due on borrowings.

(in ₹ Crore)

As at March 31, 2022	"Carrying Amount"	Contractual cash Flows		
		Less than one year	"More than one years"	Total
Non current borrowings	38.27	-	38.27	38.27
Other financial liability	29.93	-	29.93	29.93
Current borrowings	177.66	177.66	-	177.66
Trade payables	21.33	21.33	-	21.33
Other financial liabilities	183.76	183.76	-	183.76
Total	450.96	382.75	68.20	450.95

(in ₹ Crore)

As at March 31, 2021	"Carrying Amount"	Contractual cash Flows		
		Less than one year	"More than one years"	Total
Non current borrowings	23.50	-	23.50	23.50
Other financial liability	30.94	-	30.94	30.94
Current borrowings	191.61	191.61	-	191.61
Trade payables	17.07	17.07	-	17.07
Other financial liabilities	139.23	139.23	-	139.23
Total	402.34	347.90	54.45	402.34

The above amounts reflects the contractual undiscounted cash flows which may differ from the carrying value of the liabilities at the reporting date.

b). Financial Risk Management (Continued)

(iii) Market risk

Market risk is the risk that the future cash flows of a financial instrument will fluctuate because of changes in market prices. Market risk comprises three types of risk: interest rate risk, currency risk and other price risk, the Company mainly has exposure to one type of market risk namely: interest rate risk. The objective of market risk management is to manage and control market risk exposures within acceptable parameters, while optimising the return.

Interest rate risk

Interest rate risk is the risk that the future cash flows of a financial instrument will fluctuate because of changes in market interest rates. The Company's main interest rate risk arises from long-term and short term borrowings with variable interest rates, which expose the Company to cash flow interest rate risk.

Exposure to interest rate risk

The Company's interest rate risk arises majorly from the term loans from banks carrying floating rate of interest. These obligations exposes the Company to cash flow interest rate risk. The exposure of the Company's borrowing to interest rate changes as reported to the management at the end of the reporting year are as follows:

(in ₹ Crore)

Particulars	As at 31st March 2022	As at 31st March 2021
Term loans from banks	113.26	102.29
Cash credit from banks	177.66	191.31
Interest accrued and due on borrowings	83.09	82.72
Total	374.01	376.32

Cash flow sensitivity analysis for variable-rate instruments

A reasonably possible change of 100 basis points (bps) in interest rates at the reporting date would have increased (decreased) equity and profit or loss by the amounts shown below. This analysis assumes that all other variables remain constant.

(in ₹ Crore)

Particulars	Profit or loss		Equity, net of tax	
	100 bps increase	100 bps decrease	100 bps increase	100 bps decrease
Interest on loans from banks				
For the year ended March 31, 2022	374.01	(374.01)	(279.87)	279.87
For the year ended March 31, 2021	376.32	(376.32)	(287.54)	287.54

46 Capital management

For the purpose of the company's capital management, capital includes issued equity share capital and all other equity reserves attributable to the equity holders of the company.

Management assesses the Company's capital requirements in order to maintain an efficient overall financing structure. The Company manages the capital structure and makes adjustments to it in the light of changes in economic conditions and the risk characteristics of the underlying assets.

To maintain or adjust the capital structure, the company may return capital to shareholders, raise new debt or issue new shares.

The company monitors capital on the basis of the debt to capital ratio, which is calculated as interest-bearing debts divided by total capital (equity attributable to owners of the parent plus interest-bearing debts).

(in ₹ Crore)

Particulars	As at 31st March 2022	As at 31st March 2021
Borrowings	313.96	376.31
Less: Cash and cash equivalents	(1.00)	(1.31)
Adjusted net debt (A)	312.97	375.00
Total equity (B)	164.68	157.61
Adjusted net debt to adjusted equity ratio (A/B)	190.04%	237.93%

47. Interest in other entities

(a) Subsidiaries

The Group's subsidiaries at March 31, 2022 are set out below. Unless otherwise stated, they have share capital consisting solely of equity shares that are held directly by the group, and the proportion of ownership interests held equals the voting rights held by the group. The country of incorporation or registration is also their principal place of business.

(in ₹ Crore)

Name of the Entity	" Country of in corporation "	Ownership interest held by the group		Ownership interest held by non-controlling interests	
		" As at March 31, 2022 "	" As at March 31, 2021 "	" As at March 31, 2022 "	" As at March 31, 2021 "
Brahmaputra Concrete (p) Ltd	India	100	100	-	-
Brahmaputra Concrete (Bengal) (P) Ltd.	India	52.38	52.38	47.62	47.62

Principal activities of group companies

Brahmaputra Concrete (p) Ltd

To act as Commission agents, Carrying and forward agents, brokers, Insurance Agents, Import and export agents, and manufacturer representatives, to acquire store, Purchase, sell, distribute, export, import of any kind of merchandise, machinery, appliances, electrical goods or articles which may directly or indirectly be dealt within or pertain to the business of the Company or such other business as may be conveniently be carried on with the aforementioned business of the Company.

Brahmaputra Concrete (Bengal) (P) Ltd.

To carry on the business of manufacture of ready mix concrete and other building materials for use in construction of buildings or structures, furnishing, fitment etc. and to acquire by purchase, lease, exchange, hire or otherwise develop or operate land, building and hereditaments of any tenure or description including agricultural, land, mines, quarries, tea or coffee gardens, farms, gardens orchards, groves, plantations and any estate or interest therein and any right over or connected with land and buildings so situated any develop or to turn the same to account as may seem expedient and in particular by preparing building sites and by constructing, reconstructing, altering, improving, decorating, furnishing and maintaining hotels, rooms flats, multiplex entertainment centres, multiplex complexes, shopping malls, houses, restaurants, markets, shops, workshops, mills, factories, warehouses, cold storages, wharves, godowns, offices, hostels, gardens, swimming pools, play ground, buildings, work and conveniences of all kinds by leasing, hiring or disposing of the same to manage land, building and other properties whether belonging to the Company or not, and to collect rents and income, and to supply tenants and occupiers and other refreshments, attendance, light, waiting rooms, reading rooms, meeting rooms, electric conveniences and other advantages.

(b) Joint Venture Companies

Set out below are the associates of the group as at March 31, 2022 which, in the opinion of the directors, are material to the group.

Name of the Entity	Country of in corporation	Percentage of ownership interest		Carrying amount	
		As at March 31, 2022	As at March 31, 2021	As at March 31, 2022	As at March 31, 2021
BIL-BLA-GSCO (JV)	India	60	60	-	8.66
DRA-BLA-BCL (JV)	India	25	25	-	10.44
GPL-BCL (JV)	India	49	49	3.49	3.41
Total equity accounted investments				3.49	22.51

Principal activities of associate entities:

BIL-BLA-GSCO (JV)

Mining Lease for the Chatti Bariatu (CB) Coal Block in the State of Jharkhand by the Ministry of Coal, Government of India.

DRA-BLA-BCL (JV)

The National Highways. Authority of India (hereinafter referred to as the Employer”) under the title “Widening to 4-laning and strengthening of existing 2-lane carriageway from Km 1065.00 to Km. 1040.30, of Guwahati at Nalbari section of NH-31 in Assam, Contract Package No EW-II (AS6) (hereinafter referred to as the Project)

GPL-BCL (JV)

Rehabilitation of Chandigarh-Landran-Chunni-Sirihind Road (PSRSP/WB/RH/2/NCB)

i. Significant judgement: existence of significant influence

BIL-BLA-GSCO (JV)

Brahmaputra Group holds 60% of the ownership interest in the JV. It also participates in all significant financial and operating decisions. The Group has therefore determined that it has significant influence over this JV.

DRA-BLA-BCL (JV)

Brahmaputra Group holds 25% of the ownership interest in the JV. The Group has therefore determined that it has significant influence over this JV.

GPL-BCL (JV)

Brahmaputra Group holds 49% of the ownership interest in the JV. It also participates in all significant financial and operating decisions. The Group has therefore determined that it has significant influence over this JV.

ii. Summarised financial information for associates

(in ₹ Crore)

	BIL-BLA-GSCO (JV)		DRA-BLA-BCL (JV)		GPL-BCL (JV)	
	" As at March 31, 2022 "	" As at March 31, 2021 "	" As at March 31, 2022 "	" As at March 31, 2021 "	" As at March 31, 2022 "	" As at March 31, 2021 "
Summarised Balance Sheet						
Total assets	0.31	0.36	12.19	18.42	0.51	0.34
Total liabilities	0.34	0.39	8.28	14.62	0.49	0.49
Net assets	0.97	0.97	3.91	3.81	0.02	(0.15)

Summarised Statement of profit and loss

(in ₹ Crore)

	BIL-BLA-GSCO (JV)		DRA-BLA-BCL (JV)		GPL-BCL (JV)	
	" For the year ended March 31, 2022 "	" For the year ended March 31, 2021 "	" For the year ended March 31, 2022 "	" For the year ended March 31, 2021 "	" For the year ended March 31, 2022 "	" For the year ended March 31, 2021 "
Revenue	0.00	8.68	1.08	55.39	0.17	-
Other income	-	-	0.02	0.00	-	-
Profit before tax	-	7.03	0.09	(0.04)	0.17	(0.00)
Tax expense	-	-	-	-	-	-
Profit for the year	-	7.03	0.09	(0.04)	0.17	(0.00)
Other comprehensive income	-	-	-	-	-	-
Total comprehensive income	-	7.03	0.09	(0.04)	0.17	(0.00)

(c) Non-controlling interest (NCI)

Set out below is summarised financial information for the subsidiary that has non-controlling interests that is material to the Group.

Brahmaputra Concrete (Bengal) (P) Ltd.

Summarised balance sheet

(in ₹ Crore)

Particulars	As at 31st March 2022	As at 31st March 2021
Non-current assets	0.00	0.00
Current assets	0.00	0.00
Total assets	0.00	0.00
Current liabilities	1.00	0.99
Non-current liabilities	0.02	0.02
Total liabilities	1.01	0.94
Net assets	(1.01)	(0.93)
% of Non controlling interest	0.48	0.48
Accumulated NCI*	(0.48)	(0.44)

* As the NCI is negative hence non controlling interest is limited to share capital only i.e. Rs. 100,000.

Summarised statement of profit and loss

(in ₹ Crore)

Particulars	As at 31st March 2022	As at 31st March 2021
Revenue	-	-
Profit/(loss) for the year	(0.01)	(0.07)
Other comprehensive income	-	-
Total comprehensive income	(0.01)	(0.07)
Profit allocated to NCI	(0.00)	(0.03)

The amounts mentioned here are before any inter-group eliminations.

48 Additional information under Schedule III on the entities included in the Consolidated financial statements

As at March 31, 2022

(in ₹ Crore)

Name of Enterprise	Net assets		Share in profit or (loss)		Share in other comprehensive income		Share in total comprehensive income/(loss)	
	As % of consolidated net assets	Amount	As % of consolidated net assets	Amount	As % of consolidated comprehensive income	Amount	As % of total comprehensive income	Amount
Parent								
Brahmaputra Infrastructure Limited	87.84%	144.59	75.66%	5.32	100.00%	(0.04)	75.53%	5.28
Subsidiaries								
Brahmaputra Concrete (p) Ltd	(2.56%)	(4.22)	(0.41%)	(0.03)	0.00%	-	(0.41%)	(0.03)
Brahmaputra Concrete (Bengal) (P) Ltd.	(0.06%)	(0.10)	(0.14%)	(0.01)	0.00%	-	(0.14%)	(0.01)
Consolidation Impact	14.78%	24.33	24.89%	1.75	0.00%	-	25.03%	1.75
Total	100.00%	164.60	100.00%	7.03	100.00%	(0.04)	100.00%	6.99

As at March 31, 2021

(in ₹ Crore)

Name of Enterprise	Net assets		Share in profit or (loss)		Share in other comprehensive (loss)		Share in total comprehensive income/(loss)	
	As % of consolidated net assets	Amount	As % of consolidated net assets	Amount	As % of consolidated comprehensive income	Amount	As % of total comprehensive income	Amount
Parent								
Brahmaputra Infrastructure Limited	99.12%	163.16	3.82%	0.27	0.00%	-	3.84%	0.27
Subsidiaries								
Brahmaputra Concrete (p) Ltd	(2.55%)	(4.19)	(4.49%)	(0.32)	0.00%	-	(4.52%)	(0.32)
Brahmaputra Concrete (Bengal) (P) Ltd.	(0.61%)	(1.00)	(0.94%)	(0.07)	0.00%	-	(0.95%)	(0.07)
Consolidation Impact	(0.21%)	(0.35)	0.14%	0.01	0.00%	-	0.14%	0.01
Total	95.76%	157.62	(1.48%)	(0.10)	0.00%	-	(1.49%)	(0.10)

49 Income taxes

A. Amounts recognised in profit or loss

(in ₹ Crore)

Particulars	(in ₹ Crore)	
	As at 31st March 2022	As at 31st March 2021
Current Tax Expense		
Current year	1.64	-
Prior period adjustment	4.10	-
	5.74	-
Deferred Tax Expense		
Change in recognised temporary differences	(1.69)	0.58
	(1.69)	0.58
Total Tax Expense	4.05	0.58

B. Amounts Recognised in Other Comprehensive Income

(in ₹ Crore)

Particulars	Overdue as at March 31, 2022			Overdue as at March 31, 2021		
	Before Tax	Tax (Expense) / Income	Net of tax	Before Tax	Tax (Expense) / Income	Net of tax
Revalue of Investment in equity instruments	0.00	(0.00)	0.00	0.00	0.00	0.00
Remeasurements of defined benefit liability	(0.05)	0.01	0.04	0.08	0.02	0.06
	(0.05)	0.01	0.04	0.08	0.02	0.06

C. Non-controlling interest (NCI)

(in ₹ Crore)

Particulars	Year Ended March 31, 2022		Year Ended March 31, 2021	
	Rate	Amount	Rate	Amount
Profit before tax	0.25	11.05	0.25	0.46
Tax using the company's domestic tax rate (A)		2.78		0.12
Tax effect of:				
Non-deductible expenses		(2.59)		(0.22)
Prior period errors/adjustments		1.30		(0.14)
Total (B)		(1.28)		(0.36)
(A)+(B)		4.07		0.48

D. Movement in Deferred Tax Balances

(in ₹ Crore)

Particulars	As at 31 March 2021	Recognized in P&L	Recognized in OCI	As at 31 March 2022
Deferred tax assets				
Property plant and equipment	1.91	(0.56)	-	1.35
Investment in subsidiaries & associates	0.20	0.20	(0.00)	0.40
Trade receivables	0.47	0.13	-	0.60
Impairment allowances	0.67	(0.67)	-	-
Financial assets	-	1.27	-	1.27
Bonus gratuity & leave encashment	0.24	(0.03)	0.04	0.25
Other current asset	-	0.53	-	0.53
Other non- current asset		1.33		1.33
Sub- Total (a)	3.49	2.20	0.04	5.73
Intangible assets	(0.07)	0.04	-	(0.03)
Retention money	(1.25)	1.25	-	-
Investment property	(0.32)	0.32	-	-
Last year adjustment	-	(2.12)	-	(2.12)
Sub- Total (b)	(1.63)	(0.51)	-	(2.15)
Total (a+b)	1.86	1.69	0.04	3.58

(in ₹ Crore)

Particulars	As at 31 March 2020	Recognized in P&L	Recognized in OCI	As at 31 March 2021
Deferred tax assets				
Property plant and equipment	1.92	(0.01)	-	1.91
Trade receivables	1.34	(0.87)	-	0.47
Investment in subsidiaries & associates	-	0.20	0.00	0.20
Impairment allowance	-	0.67	-	0.67
Bonus gratuity & leave encashment	0.23	0.06	(0.06)	0.24
Sub- Total (a)	3.49	0.04	(0.06)	3.49
Intangible assets	(0.11)	0.04	-	(0.07)
Retention money	(0.42)	(0.83)	-	(1.25)
Investment property	(0.51)	0.20	-	(0.32)
Sub- Total (b)	(1.04)	(0.59)	-	(1.63)
Total (a+b)	2.45	(0.54)	(0.06)	1.86

50 Note Ratio analysis disclosure

(in ₹ Crore Except Percentage)

	Ratios:	Formula:	Amount	"Year ended March 31, 2022"	"Year ended March 31, 2021"	% Change	Reason for variance
a)	Current ratio	Current assets	362	1.10	1.06	4.05%	
		Current liabilities	328				
b)	Debt equity ratio	Total debt	314	1.91	1.99	(4.28%)	
		Total shareholder's equity	165				
c)	Debt service coverage ratio	Earnings available for debt services	33.20	1.75	1.29	35.93%	Due to increase in rent receipts as compare to Last FY 2020-21
		(Interest + instalments)	18.94				
d)	Return on equity ratio	Net profit after taxes	7.11	4.32%	(0.07%)	4.39%	
		Equity shareholders' funds	164.68				
e)	Inventory turnover ratio	Cost of goods sold	113.02	0.46	0.80	(42.34%)	Decrease due to reduce in WIP Inventories during the year
		Average Inventory	245.28				
f)	Trade receivable turnover ratio	Credit sales	160.13	3.26	3.57	(8.51%)	
		Average accounts receivable	49.09				
g)	Trade payables turnover ratio	Annual net credit purchases	63.47	1.32	3.61	(63.28%)	During this FY 2021-22 more material oriented work involved in the execution of respective sites and less credit purchase as comparable last FY 2020-21.
		Average accounts payables	47.92				
h)	Net capital turnover ratio	Cost of goods sold	113.02	0.69	0.79	(13.16%)	
		Net assets	164.68				
i)	Net profit ratio	Net profit	7.07	4.42%	(0.03%)	4.45%	
		Sales	160.13				
j)	(i) Return on capital employed ratio	EBIT*100	30.79	18.70%	11.32%	7.38%	
		Capital employed	164.68				
	(ii) Return on capital employed ratio	EBIT*(1-tax)*100	23.04	(13.99%)	8.47%	(22.46%)	
		Capital employed	164.68				

51 Other statutory informations

- (i) The Company does not have any Benami property, where any proceeding has been initiated or pending against the Group for holding any Benami property.
- (ii) The Company does not have any transactions with companies struck off.
- (iii) The Company does not have any charges or satisfaction which is yet to be registered with Registrar of Companies "ROC") beyond the statutory period.

- (iv) The Company have not traded or invested in Crypto currency or Virtual Currency during the financial year.
- (v) The Company have not advanced or loaned or invested funds to any other person(s) or entity(ies), including foreign entities (Intermediaries) with the understanding that the Intermediary shall
- directly or indirectly lend or invest in other persons or entities identified in any manner whatsoever by or on behalf of the Company (Ultimate Beneficiaries) or
 - provide any guarantee, security or the like to or on behalf of the ultimate beneficiaries.
- (vi) The Company does not receive any fund from any person(s) or entity(ies), including foreign entities (Funding Party) with the understanding (whether recorded in writing or otherwise) that the Company shall
- directly or indirectly lend or invest in other persons or entities identified in any manner whatsoever by or on behalf of the Company (Ultimate Beneficiaries) or
 - provide any guarantee, security or the like to or on behalf of the ultimate beneficiaries.
- (vii) The Company does not have transaction which is not recorded in the books of accounts that has been surrendered or disclosed as income during the year.in the tax assessments under the Income Tax Act, 1961 (such as, search or survey or any other relevant provisions of the Income Tax Act, 1961.

(viii) Security

Working Capital Loans from Banks are secured by way of first pari-passu charge on stock, book debts, other current assets and additionally secured by a specific immovable property of the Company located at Guwahati. Statements of Current Assets filed by the Company with its bankers are in agreement with books of account.

- 52** Ministry of Corporate Affairs (“MCA”) notifies new standard or amendments to the existing standards. There is no such notification which would have been applicable from April 1, 2021.
- 53** These consolidated financial statements were authorized for issue by Board of Directors on 08.07.2022
- 54** Previous year’s notes / figures have been regrouped / rearranged as per the current year’s presentation for the purpose of comparability.

For GOYAL NAGPAL & CO.
CHARTERED ACCOUNTANTS
Firm Registration No. 018289C

For and on Behalf of the Board of Directors of
Brahmaputra Infrastructure Limited

CA Virender Nagpal
PARTNER
Membership No.: 416004

Raktim Acharjee
(Whole Time Director & CFO)
DIN : 06722166

Sanjay Kumar Mozika
(Joint Managing Director)
DIN : 00004508

Vivek Malhotra
(Company Secretary)

Place : Delhi
Date : 8th July 2022
UDIN: 22416004AMMNDP8108



If undelivered, please return to:

Brahmaputra Infrastructure Limited

CIN: L55204DL1998PLC095933

Regd. Office: Brahmaputra House, A - 7, Mahipalpur, New Delhi - 110037

Website: www.brahmaputragroup.com, Email: cs@brahmaputragroup.com

Tel. No.: +91 11 42290200 ; Fax No.: +91 11 41687880